


Declaration of Performance No 040883-SD01

According to the Regulation EU No 305/2011

SD01 - SD01 with accessories

Manufacturer: Tecfi S.p.A. - S.S. Appia, km 193 - 81050 Pastorano (CE), Italia




1 - Intended use	
Product-type:	Fastening screws for sandwich panels
Screw type:	Self-drilling screws for sandwich panels
Technical description of the product:	see Table 2
Specification of the intended use in accordance with the applicable EAD:	The intended use comprises fastening screws and connections for indoor and outdoor applications. Fastening screws which are intended to be used in external environments with < C2 corrosion according to the standard EN ISO 12944-2 are made of stainless steel. Furthermore the intended use comprises connections with predominantly static loads (e.g. wind loads, dead loads). The performances given in Table 4 are only valid if anchor is used in compliance with the specifications and conditions given in the Table 3
Base material:	steel substructures type: S235 - S280GD - S320GD - S350GD
Installation:	see Table 3
Loading:	static and quasi static load
Durability:	The intended use comprises fastening screws and connections for indoor and outdoor applications. External environments with < C2 corrosion according to the standard EN ISO 12944-2. For the corrosion protection the rules given in EN 1993-1-3, EN 1993-1-4 and EN 1999-1-4 shall be taken into account. The provisions made in the relevant European Technical Assessment are based on an assumed working life of the fasteners of 25 years
Resistance to fire:	NPD
Reaction to fire:	The metal parts of fastening screws are considered to satisfy the requirements of performance class A1 of reaction to fire, in accordance with the provisions of the EC Decision 96/603/EC (as amended) without the need for testing on the basis of its listing in that decision.
European Assessment Document:	EAD 330047-01-0602 "Fastening screws for sandwich panels"
European Technical Document:	ETA 18/0713
Technical Assessment Body:	Instytut Techniki Budowlanej
Design methods:	Relevant parts of Eurocode and/or relevant national regulations
Assessment and verification of Constancy of Performance:	No. 1020-CPR-010-040883
Notified Body:	TZUS - Technický a Zkušební Ústav Stavební Praha, s.p.
Under the system:	2+

Declaration of Performance No 040883-SD01

According to the Regulation EU No 305/2011

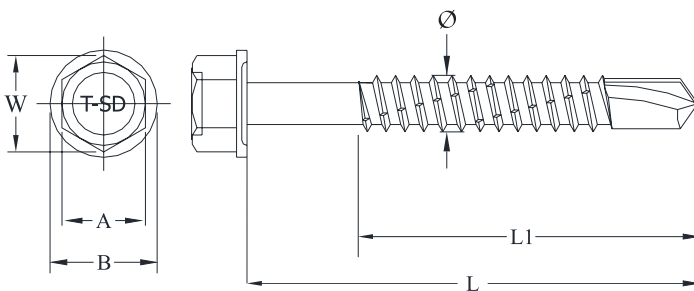
SD01 - SD01 with accessories

Manufacturer: Tecfi S.p.A. - S.S. Appia, km 193 - 81050 Pastorano (CE), Italia



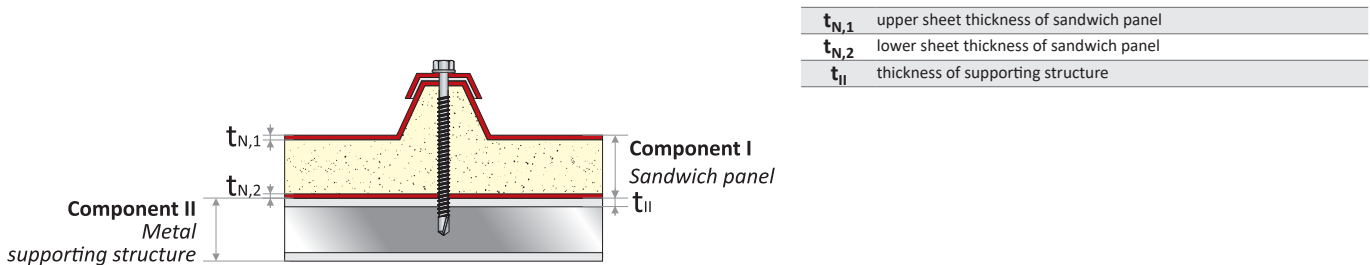
2 - Type of screw

Item	Description	Finishing
SD01	Indented Hexagonal Washer Head Self Drilling Screw with Undercut	Zinc plated min. 5 µm, Cr VI Free



\emptyset	Outside screw diameter
L	Overall screw length
L1	Threaded plus bit length
A	Wrench size
B	Washer diameter
N_k	Characteristic breaking tensile load
V_k	Characteristic breaking shear load

3 - Installation



$t_{N,1}$ upper sheet thickness of sandwich panel

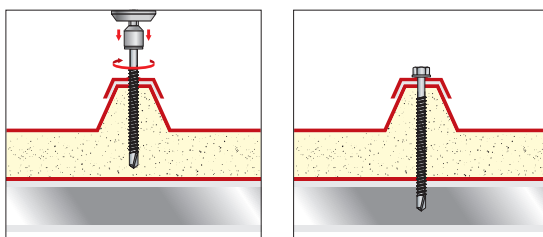
$t_{N,2}$ lower sheet thickness of sandwich panel

t_{II} thickness of supporting structure

3.1 - Installation data for all lengths of SD01 screws

Maximum drilling capacity	6 mm
Rotational speed of screw under load	1000-1800 [rpm]

3.2 - Installation with accessories (except the accessories as per 3.3 below)



Installation sequence for accessories included in this ETA

Declaration of Performance No 040883-SD01

According to the Regulation EU No 305/2011


SD01 - SD01 with accessories

Manufacturer: Tecfi S.p.A. - S.S. Appia, km 193 - 81050 Pastorano (CE), Italia



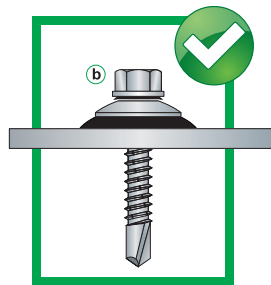
3.3 - Installation instructions with umbrella gaskets

h	Height of the gasket before the installation
h_{max}	Maximum height after installation (minimum crushing of the gasket)
h_{min}	Minimum height after installation (maximum crushing of the gasket)




a Example of an incorrect installation

In this case an insufficient torque was applied (the height "h" is greater than " h_{max} ")



b Example of a perfect installation

In this case a correct torque was applied (the height "h" is between " h_{min} " and " h_{max} ")



c Example of an incorrect installation

Example of an incorrect installation: in this case an excessive torque was applied, and this will permanently damage the gasket (the height "h" is less than " h_{min} ")

Item codes: FI, CX, RZ e NF	Item codes: FIM, CXM e NFM
EPDM umbrella gasket (Ø 25), metal washer (Ø 24)	EPDM umbrella gasket (Ø 16), metal washer (Ø 19)
<p>h = 12,5 mm $h_{max} = 9,0$ mm $h_{min} = 7,0$ mm</p>	<p>h = 10,3 mm $h_{max} = 6,5$ mm $h_{min} = 4,5$ mm</p>


Note: Wrong installation can damage the product and cause failures in performances

Declaration of Performance No 040883-SD01

According to the Regulation EU No 305/2011

SD01 - SD01 with accessories

Manufacturer: Tecfi S.p.A. - S.S. Appia, km 193 - 81050 Pastorano (CE), Italia



4 - Item code

Item code	∅ [mm]	L [mm]	L ₁ [mm]	t _{fix, min} [mm]	t _{fix, max} [mm]	A [mm]	B [mm]
SD 01 63 020	6,3	20	Full thread	0,5	4 - t _{II}	10	13,2
SD 01 63 025		25	Full thread	0,5	9 - t _{II}		
SD 01 63 030		30	Full thread	0,5	14 - t _{II}		
SD 01 63 035		35	Full thread	0,5	19 - t _{II}		
SD 01 63 040		40	Full thread	0,5	24 - t _{II}		
SD 01 63 050		50	Full thread	0,5	34 - t _{II}		
SD 01 63 060		60	Full thread	0,5	44 - t _{II}		
SD 01 63 065		65	60	10	49 - t _{II}		
SD 01 63 070		70	60	15	54 - t _{II}		
SD 01 63 080		80	60	25	64 - t _{II}		
SD 01 63 090		90	70	25	74 - t _{II}		
SD 01 63 100		100	70	35	84 - t _{II}		
SD 01 63 110		110	70	45	94 - t _{II}		
SD 01 63 120		120	70	55	104 - t _{II}		
SD 01 63 130		130	70	65	114 - t _{II}		
SD 01 63 140		140	70	75	124 - t _{II}		
SD 01 63 150		150	70	85	134 - t _{II}		
SD 01 63 160		160	70	95	144 - t _{II}		
SD 01 63 170		170	70	105	154 - t _{II}		
SD 01 63 180		180	70	115	164 - t _{II}		
SD 01 63 200	200	70	135	184 - t _{II}			
SD 01 63 220	220	70	155	204 - t _{II}			
SD 01 63 240	240	70	175	224 - t _{II}			

Declaration of Performance No 040883-SD01

According to the Regulation EU No 305/2011

SD01 - SD01 with accessories

Manufacturer: Tecfi S.p.A. - S.S. Appia, km 193 - 81050 Pastorano (CE), Italia



5 - Declared performance according to EAD 330047-01-0602 - Screw only

Characteristic loads	$t_{N,1}$ or $t_{N,2}$ (component I)	t_{II} (component II)			
		2	3	4	5
[KN]	[mm]				
V_k	0,4	0,78	0,78	0,78	0,78
	0,5	1,19	1,19	1,19	1,19
	0,55	1,19	1,19	1,19	1,19
	0,63	1,51	1,51	1,51	1,51
	0,75	1,76	1,76	1,76	1,76
	0,88	1,76	1,76	1,76	1,76
	1	1,76	1,76	1,76	1,76
	1,13	1,76	1,76	1,76	1,76
	1,25	1,76	1,76	1,76	1,76
	1,5	1,76	1,76	1,76	1,76
	2	1,76	1,76	1,76	1,76
N_k	0,4	0,47	0,47	0,47	0,47
	0,5	0,58	0,58	0,58	0,58
	0,55	0,58	0,58	0,58	0,91
	0,63	0,91	0,91	0,91	0,91
	0,75	1,25	1,25	1,25	1,25
	0,88	1,25	1,25	1,25	1,25
	1	1,25	1,25	1,25	1,25
	1,13	1,25	1,25	1,25	-
	1,25	1,25	1,25	1,25	-
	1,5	1,25	1,25	1,25	-
	2	1,25	1,25	1,25	-

Max. head displacement	Thickness of sandwich panel	t_{II} (component II)			
		2	3	4	5
[mm]	[mm]				
u	30	0,7	0,7	0,7	0,7
	40	0,9	0,9	0,9	0,9
	50	1,2	1,2	1,2	1,2
	60	1,4	1,4	1,4	1,4
	70	1,6	1,6	1,6	1,6
	80	1,8	1,8	1,8	1,8
	90	2,1	2,1	2,1	2,1
	100	2,3	2,3	2,3	2,3
	120	2,8	2,8	2,8	2,8
	>140	3,2	3,2	3,2	3,2

Declaration of Performance No 040883-SD01

According to the Regulation EU No 305/2011

SD01 - SD01 with accessories

Manufacturer: Tecfi S.p.A. - S.S. Appia, km 193 - 81050 Pastorano (CE), Italia



6 - Accessories for SD01 covered by ETA*

Item code	Image	Dimension	Material	Washer color
AD 01 27 027		27 x 27 mm	Pre galvanized steel (wider hole)	-
AD 01 30 030		30 x 30 mm		
AD 01 40 040		40 x 40 mm		
AD 02 27 027		27 x 27 mm	Polypropylene	-
AD 03 27 027		27 x 27 mm	Ruberoid	-
AD 03 30 030		30 x 30 mm		
AD 03 40 040		40 x 40 mm		
DV 01 06 025		6,7 x 25 mm	Painted steel with EPDM bonded washer (gasket)	RAL 9002 - Gray white
DV 02 06 025		6,7 x 25 mm	Painted steel with EPDM bonded washer (gasket)	RAL 8017 - Chocolate brown
DV 03 06 025		6,7 x 25 mm	Painted steel with EPDM bonded washer (gasket)	RAL 3009 - Oxide red
DV 06 67 025		6,7 x 25 mm	Painted steel with EPDM bonded washer (gasket)	RAL 6005 - Moss green
DV 07 67 025		6,7 x 25 mm	Painted steel with EPDM bonded washer (gasket)	RAL 5010 - Gentian blue
DV 08 67 025		6,7 x 25 mm	Painted steel with EPDM bonded washer (gasket)	RAL 9006 - White aluminium
CM 01 27 027		27 x 27 mm	Pre galvanized steel	-
CM 01 30 030		30 x 30 mm		
CM 01 40 040		40 x 40 mm		
CB 01 06 025		6,7 x 25 mm	Pre galvanized steel with EPDM bonded washer	-

* Accessories covered by European Technical Assessment, if installed with Tecfi ETA-CE screws

Declaration of Performance No 040883-SD01

According to the Regulation EU No 305/2011

SD01 - SD01 with accessories

Manufacturer: Tecfi S.p.A. - S.S. Appia, km 193 - 81050 Pastorano (CE), Italia



6.1 - Declared performance according to EAD 330047-01-0602 of the screw with an accessory of tab..6

Characteristic loads	$t_{N,1}$ or $t_{N,2}$ (component I)	t_{II} (component II)			
		2	3	4	5
[KN]	[mm]				
V_k		see Tab. 5			
N_k	0,4	2,61	2,61	2,61	2,61
	0,5	2,75	4,43	4,43	4,43
	0,55	2,75	4,43	4,43	4,43
	0,63	2,75	4,78	5,74	5,74
	0,75	2,75	4,78	6,37	6,37
	0,88	2,75	4,78	6,37	6,37
	1	2,75	4,78	6,37	6,37
	1,13	2,75	4,78	6,37	-
	1,25	2,75	4,78	6,37	-
	1,5	2,75	4,78	6,37	-
2	2,75	4,78	6,37	-	
Max. head displacement	Thickness of sandwich panel	t_{II} (component II)			
[mm]	[mm]	2	3	4	5
u		see Tab. 5			

Declaration of Performance No 040883-SD01

According to the Regulation EU No 305/2011

SD01 - SD01 with accessories

Manufacturer: Tecfi S.p.A. - S.S. Appia, km 193 - 81050 Pastorano (CE), Italia



7 - Accessories for SD01 covered by ETA*

Item code	Image	Dimension	Material	Washer color
AD 21 27 027		27 x 27 mm	Pre galvanized steel (wider hole)	-
AD 21 30 030		30 x 30 mm		
AD 21 40 040		40 x 40 mm		
AD 02 27 027		27 x 27 mm	Polypropylene	-
AD 03 27 027		27 x 27 mm	Ruberoid	-
AD 03 30 030		30 x 30 mm		
AD 03 40 040		40 x 40 mm		
DV 01 06 016		6,7 x 16 mm	Painted steel with EPDM bonded washer (gasket)	RAL 9002 - Gray white
DV 02 06 016		6,7 x 16 mm	Painted steel with EPDM bonded washer (gasket)	RAL 8017 - Chocolate brown
DV 03 06 016		6,7 x 16 mm	Painted steel with EPDM bonded washer (gasket)	RAL 3009 - Oxide red
DV 06 67 016		6,7 x 16 mm	Painted steel with EPDM bonded washer (gasket)	RAL 6005 - Moss green
DV 07 67 016		6,7 x 16 mm	Painted steel with EPDM bonded washer (gasket)	RAL 5010 - Gentian blue
DV 08 67 16		6,7 x 16 mm	Painted steel with EPDM bonded washer (gasket)	RAL 9006 - White aluminium
CM 01 27 027		27 x 27 mm	Pre galvanized steel	-
CM 01 30 030		30 x 30 mm		
CM 01 40 040		40 x 40 mm		
CB 01 06 016		6,7 x 16 mm	Pre galvanized steel with EPDM bonded washer	-

* Accessories covered by European Technical Assessment, if installed with Tecfi ETA-CE screws

Declaration of Performance No 040883-SD01

According to the Regulation EU No 305/2011

SD01 - SD01 with accessories

Manufacturer: Tecfi S.p.A. - S.S. Appia, km 193 - 81050 Pastorano (CE), Italia



7.1 - Item code

Item code	∅ [mm]	L [mm]	L ₁ [mm]	t _{fix, min} [mm]	t _{fix, max} [mm]	A [mm]	B [mm]
SDC 01 16 020	6,3	20	Full thread	0,5	3 - t _H	10	13,5
SDC 01 16 025		25	Full thread	0,5	8 - t _H		
SDC 01 16 030		30	Full thread	0,5	13 - t _H		
SDC 01 16 035		35	Full thread	0,5	18 - t _H		
SDC 01 16 040		40	Full thread	0,5	23 - t _H		
SDC 01 16 050		50	Full thread	0,5	33 - t _H		
SDC 01 16 060		60	Full thread	0,5	43 - t _H		
SDC 01 16 065		65	60	10	48 - t _H		
SDC 01 16 070		70	60	15	53 - t _H		
SDC 01 16 080		80	60	25	63 - t _H		
SDC 01 16 090		90	70	25	73 - t _H		
SDC 01 16 100		100	70	35	83 - t _H		
SDC 01 16 110		110	70	45	93 - t _H		
SDC 01 16 120		120	70	55	103 - t _H		
SDC 01 16 130		130	70	65	113 - t _H		
SDC 01 16 140		140	70	75	123 - t _H		
SDC 01 16 150		150	70	85	133 - t _H		
SDC 01 16 160		160	70	95	143 - t _H		
SDC 01 16 170		170	70	110	151 - t _H		
SDC 01 16 180		180	70	120	159 - t _H		
SDC 01 16 200		200	70	140	177 - t _H		
SDC 01 16 220		220	70	165	195 - t _H		
SDC 01 16 240		240	70	185	213 - t _H		

Declaration of Performance No 040883-SD01

According to the Regulation EU No 305/2011

SD01 - SD01 with accessories

Manufacturer: Tecfi S.p.A. - S.S. Appia, km 193 - 81050 Pastorano (CE), Italia



7.2 - Declared performance according to EAD 330047-01-0602 of the screw with an accessory of tab..7

Characteristic loads	$t_{N,1}$ or $t_{N,2}$ (component I)	t_{II} (component II)			
		2	3	4	5
[KN]	[mm]				
V_k		see Tab. 5			
N_k	0,4	1,55	1,55	1,55	1,55
	0,5	2,71	2,71	2,71	2,71
	0,55	2,71	2,71	2,71	2,71
	0,63	2,75	3,53	3,53	3,53
	0,75	2,75	3,84	3,87	3,87
	0,88	2,75	3,84	3,87	3,87
	1	2,75	3,84	3,87	3,87
	1,13	2,75	3,84	3,87	-
	1,25	2,75	3,84	3,87	-
	1,5	2,75	3,84	3,87	-
2	2,75	3,84	3,87	-	
Max. head displacement	Thickness of sandwich panel	t_{II} (component II)			
[mm]	[mm]	2	3	4	5
u		see Tab. 5			

Declaration of Performance No 040883-SD01








According to the Regulation EU No 305/2011

SD01 - SD01 with accessories

Manufacturer: Tecfi S.p.A. - S.S. Appia, km 193 - 81050 Pastorano (CE), Italia



8 - Accessories for SD01 covered by ETA*

Item code	Image	Dimension	Material	Washer color
DV 01 06 019		6,7 x 19 mm	Painted steel with EPDM bonded washer (gasket)	RAL 9002 - Gray white
DV 02 06 019		6,7 x 19 mm	Painted steel with EPDM bonded washer (gasket)	RAL 8017 - Chocolate brown
DV 03 06 019		6,7 x 19 mm	Painted steel with EPDM bonded washer (gasket)	RAL 3009 - Oxide red
DV 06 06 019		6,7 x 19 mm	Painted steel with EPDM bonded washer (gasket)	RAL 6005 - Moss green
DV 07 06 019		6,7 x 19 mm	Painted steel with EPDM bonded washer (gasket)	RAL 5010 - Gentian blue
DV 08 06 019		6,7 x 19 mm	Painted steel with EPDM bonded washer (gasket)	RAL 9006 - White aluminium
CB 01 06 019		6,7 x 19 mm	Pre galvanized steel with EPDM bonded washer	-


* Accessories covered by European Technical Assessment, if installed with Tecfi ETA-CE screws

Declaration of Performance No 040883-SD01

According to the Regulation EU No 305/2011

SD01 - SD01 with accessories

Manufacturer: Tecfi S.p.A. - S.S. Appia, km 193 - 81050 Pastorano (CE), Italia



8.1 - Declared performance according to EAD 330047-01-0602 of the screw with an accessory of tab..8

Characteristic loads	$t_{N,1}$ or $t_{N,2}$ (component I)	t_{II} (component II)			
		2	3	4	5
[KN]	[mm]				
V_k		see Tab. 5			
N_k	0,4	1,73	1,73	1,73	1,73
	0,5	2,75	2,85	2,85	2,85
	0,55	2,75	2,85	2,85	2,85
	0,63	2,75	3,63	3,63	3,63
	0,75	2,75	4,28	4,28	4,28
	0,88	2,75	4,28	4,28	4,28
	1	2,75	4,28	4,28	4,28
	1,13	2,75	4,28	4,28	-
	1,25	2,75	4,28	4,28	-
	1,5	2,75	4,28	4,28	-
2	2,75	4,28	4,28	-	
Max. head displacement	Thickness of sandwich panel	t_{II} (component II)			
		2	3	4	5
[mm]	[mm]				
u		see Tab. 5			

Declaration of Performance No 040883-SD01

According to the Regulation EU No 305/2011

SD01 - SD01 with accessories

Manufacturer: Tecfi S.p.A. - S.S. Appia, km 193 - 81050 Pastorano (CE), Italia



9 - Accessories for SD01 covered by ETA*

Item code	Image	Dimension	Material	Washer color
CB 02 67 016		6,7 x 16 mm	Aluminium with EPDM bonded washer (gasket)	-

* Accessories covered by European Technical Assessment, if installed with Tecfi ETA-CE screws

9.1 - Declared performance according to EAD 330047-01-0602 of the screw with an accessory of tab..9

Characteristic loads	$t_{N,1}$ or $t_{N,2}$ (component I)	t_{II} (component II)			
		2	3	4	5
[KN]	[mm]				
V_k		see Tab. 5			
N_k	0,4	1,43	1,43	1,43	1,43
	0,5	2,37	2,37	2,37	2,37
	0,55	2,37	2,37	2,37	2,37
	0,63	2,75	3,08	3,08	3,08
	0,75	2,75	3,48	3,48	3,48
	0,88	2,75	3,48	3,48	3,48
	1	2,75	3,48	3,48	3,48
	1,13	2,75	3,48	3,48	-
	1,25	2,75	3,48	3,48	-
	1,5	2,75	3,48	3,48	-
2	2,75	3,48	3,48	-	


Max. head displacement	Thickness of sandwich panel	t_{II} (component II)			
		2	3	4	5
[mm]	[mm]				
u		see Tab. 5			

Declaration of Performance No 040883-SD01


According to the Regulation EU No 305/2011

SD01 - SD01 with accessories

Manufacturer: Tecfi S.p.A. - S.S. Appia, km 193 - 81050 Pastorano (CE), Italia



10 - Accessories for SD01 covered by ETA*

Item code	Image	Dimension	Material	Washer color
CB 02 67 019		6,7 x 19 mm	Aluminium with EPDM bonded washer (gasket)	-

* Accessories covered by European Technical Assessment, if installed with Tecfi ETA-CE screws

10.1 - Declared performance according to EAD 330047-01-0602 of the screw with an accessory of tab..10

Characteristic loads	$t_{N,1}$ or $t_{N,2}$ (component I)	t_{II} (component II)			
		2	3	4	5
[KN]	[mm]				
V_k		see Tab. 5			
N_k	0,4	1,59	1,59	1,59	1,59
	0,5	2,49	2,49	2,49	2,49
	0,55	2,49	2,49	2,49	2,49
	0,63	2,75	3,17	3,17	3,17
	0,75	2,75	3,82	3,82	3,82
	0,88	2,75	3,82	3,82	3,82
	1	2,75	3,82	3,82	3,82
	1,13	2,75	3,82	3,82	-
	1,25	2,75	3,82	3,82	-
	1,5	2,75	3,82	3,82	-
2	2,75	3,82	3,82	-	


Max. head displacement	Thickness of sandwich panel	t_{II} (component II)			
		2	3	4	5
[mm]	[mm]				
u		see Tab. 5			

Declaration of Performance No 040883-SD01


According to the Regulation EU No 305/2011

SD01 - SD01 with accessories

Manufacturer: Tecfi S.p.A. - S.S. Appia, km 193 - 81050 Pastorano (CE), Italia



11 - Accessories for SD01 covered by ETA*

Item code	Image	Dimension	Material	Washer color
CB 02 67 025		6,7 x 25 mm	Aluminium with EPDM bonded washer (gasket)	-

* Accessories covered by European Technical Assessment, if installed with Tecfi ETA-CE screws

11.1 - Declared performance according to EAD 330047-01-0602 of the screw with an accessory of tab..11

Characteristic loads	$t_{N,1}$ or $t_{N,2}$ (component I)	t_{II} (component II)			
		2	3	4	5
[KN]	[mm]				
V_k		see Tab. 5			
N_k	0,4	2,41	2,41	2,41	2,41
	0,5	2,75	3,89	3,89	3,89
	0,55	2,75	3,89	3,89	3,89
	0,63	2,75	4,78	5,01	5,01
	0,75	2,75	4,78	5,73	5,73
	0,88	2,75	4,78	5,73	5,73
	1	2,75	4,78	5,73	5,73
	1,13	2,75	4,78	5,73	-
	1,25	2,75	4,78	5,73	-
	1,5	2,75	4,78	5,73	-
2	2,75	4,78	5,73	-	

Max. head displacement	Thickness of sandwich panel	t_{II} (component II)			
		2	3	4	5
[mm]	[mm]				
u		see Tab. 5			

Declaration of Performance No 040883-SD01


According to the Regulation EU No 305/2011

SD01 - SD01 with accessories

Manufacturer: Tecfi S.p.A. - S.S. Appia, km 193 - 81050 Pastorano (CE), Italia



12 - Accessories for SD01 covered by ETA*

Item code	Image	Dimension	Material	Washer color
CB 03 67 016		6,7 x 16 mm	A2 (AISI 304) stainless steel with EPDM bonded washer (gasket)	-

* Accessories covered by European Technical Assessment, if installed with Tecfi ETA-CE screws

12.1 - Declared performance according to EAD 330047-01-0602 of the screw with an accessory of tab..12

Characteristic loads	$t_{N,1}$ or $t_{N,2}$ (component I)	t_{II} (component II)			
		2	3	4	5
[KN]	[mm]				
V_k		see Tab. 5			
N_k	0,4	1,98	1,98	1,98	1,98
	0,5	2,7	2,7	2,7	2,7
	0,55	2,7	2,7	2,7	2,7
	0,63	2,75	3,4	3,4	3,4
	0,75	2,75	3,7	3,7	3,7
	0,88	2,75	3,7	3,7	3,7
	1	2,75	3,7	3,7	3,7
	1,13	2,75	3,7	3,7	-
	1,25	2,75	3,7	3,7	-
	1,5	2,75	3,7	3,7	-
2	2,75	3,7	3,7	-	


Max. head displacement	Thickness of sandwich panel	t_{II} (component II)			
		2	3	4	5
[mm]	[mm]				
u		see Tab. 5			

Declaration of Performance No 040883-SD01


According to the Regulation EU No 305/2011

SD01 - SD01 with accessories

Manufacturer: Tecfi S.p.A. - S.S. Appia, km 193 - 81050 Pastorano (CE), Italia



13 - Accessories for SD01 covered by ETA*

Item code	Image	Dimension	Material	Washer color
CB 03 67 019		6,7 x 19 mm	A2 (AISI 304) stainless steel with EPDM bonded washer (gasket)	-

* Accessories covered by European Technical Assessment, if installed with Tecfi ETA-CE screws

13.1 - Declared performance according to EAD 330047-01-0602 of the screw with an accessory of tab..13

Characteristic loads	$t_{N,1}$ or $t_{N,2}$ (component I)	t_{II} (component II)			
		2	3	4	5
[KN]	[mm]				
V_k		see Tab. 5			
N_k	0,4	2,14	2,14	2,14	2,14
	0,5	2,75	2,83	2,83	2,83
	0,55	2,75	2,83	2,83	2,83
	0,63	2,75	3,78	3,78	3,78
	0,75	2,75	4,17	4,17	4,17
	0,88	2,75	4,17	4,17	4,17
	1	2,75	4,17	4,17	4,17
	1,13	2,75	4,17	4,17	-
	1,25	2,75	4,17	4,17	-
	1,5	2,75	4,17	4,17	-
2	2,75	4,17	4,17	-	


Max. head displacement	Thickness of sandwich panel	t_{II} (component II)			
		2	3	4	5
[mm]	[mm]				
u		see Tab. 5			

Declaration of Performance No 040883-SD01


According to the Regulation EU No 305/2011

SD01 - SD01 with accessories

Manufacturer: Tecfi S.p.A. - S.S. Appia, km 193 - 81050 Pastorano (CE), Italia



14 - Accessories for SD01 covered by ETA*

Item code	Image	Dimension	Material	Washer color
CB 03 67 025		6,7 x 25 mm	A2 (AISI 304) stainless steel with EPDM bonded washer (gasket)	-

* Accessories covered by European Technical Assessment, if installed with Tecfi ETA-CE screws

14.1 - Declared performance according to EAD 330047-01-0602 of the screw with an accessory of tab..14

Characteristic loads	$t_{N,1}$ or $t_{N,2}$ (component I)	t_{II} (component II)			
		2	3	4	5
[KN]	[mm]				
V_k		see Tab. 5			
N_k	0,4	2,75	3,38	3,38	3,38
	0,5	2,75	4,39	4,39	4,39
	0,55	2,75	4,39	4,39	4,39
	0,63	2,75	4,78	5,98	5,98
	0,75	2,75	4,78	6,49	6,49
	0,88	2,75	4,78	6,49	6,49
	1	2,75	4,78	6,49	6,49
	1,13	2,75	4,78	6,49	-
	1,25	2,75	4,78	6,49	-
	1,5	2,75	4,78	6,49	-
2	2,75	4,78	6,49	-	

Max. head displacement	Thickness of sandwich panel	t_{II} (component II)			
		2	3	4	5
[mm]	[mm]				
u		see Tab. 5			

Declaration of Performance No 040883-SD01

According to the Regulation EU No 305/2011

SD01 - SD01 with accessories

Manufacturer: Tecfi S.p.A. - S.S. Appia, km 193 - 81050 Pastorano (CE), Italia



15 - Accessories for SD01 covered by ETA*

Item code	Image	Dimension	Material	Washer color
CXM 00 06 016		Ø 16 (EPDM) Ø 19 (Metal)	Aluminium	-
CXM 01 06 016			Painted aluminium	RAL 9002
CXM 02 06 016				RAL 8017
CXM 03 06 016				RAL 3009
CXM 05 06 016				RAL 8004
CXM 08 06 016				RAL 9006

* Item covered by European Technical Assessment ETA 18/0713, if installed with Tecfi ETA-CE screws of length greater or equal than 35 mm.

15.1 - Declared performance according to EAD 330047-01-0602 of the screw with an accessory of tab..15

Characteristic loads	$t_{N,1}$ or $t_{N,2}$ (component I)	t_{II} (component II)			
		2	3	4	5
[KN]	[mm]				
V_k		see Tab. 5			
N_k	0,4	1,29	1,29	1,29	1,29
	0,5	2,03	2,02	2,02	2,02
	0,55	2,03	2,02	2,02	2,02
	0,63	2,64	2,64	2,64	2,64
	0,75	2,75	3,04	3,04	3,04
	0,88	2,75	3,04	3,04	3,04
	1	2,75	3,04	3,04	3,04
	1,13	2,75	3,04	3,04	-
	1,25	2,75	3,04	3,04	-
	1,5	2,75	3,04	3,04	-
2	2,75	3,04	3,04	-	
Max. head displacement	Thickness of sandwich panel	t_{II} (component II)			
[mm]	[mm]	2	3	4	5
u		see Tab. 5			

Declaration of Performance No 040883-SD01

According to the Regulation EU No 305/2011

SD01 - SD01 with accessories

Manufacturer: Tecfi S.p.A. - S.S. Appia, km 193 - 81050 Pastorano (CE), Italia



16 - Accessories for SD01 covered by ETA*

Item code	Image	Dimension	Material	Washer color
FIM 04 06 016		Ø 16 (EPDM) Ø 19 (Metal)	A2 stainless steel	-

* Item covered by European Technical Assessment ETA 18/0713, if installed with Tecfi ETA-CE screws of length greater or equal than 35 mm.

16.1 - Declared performance according to EAD 330047-01-0602 of the screw with an accessory of tab..16


Characteristic loads	$t_{N,1}$ or $t_{N,2}$ (component I)	t_{II} (component II)			
		2	3	4	5
[KN]	[mm]				
V_k		see Tab. 5			
N_k	0,4	1,77	1,77	1,77	1,77
	0,5	2,38	2,38	2,38	2,38
	0,55	2,38	2,38	2,38	2,38
	0,63	2,75	2,96	2,96	2,96
	0,75	2,75	3,31	3,31	3,31
	0,88	2,75	3,31	3,31	3,31
	1	2,75	3,31	3,31	3,31
	1,13	2,75	3,31	3,31	-
	1,25	2,75	3,31	3,31	-
	1,5	2,75	3,31	3,31	-
2	2,75	3,31	3,31	-	
Max. head displacement	Thickness of sandwich panel	t_{II} (component II)			
		2	3	4	5
[mm]	[mm]				
u		see Tab. 5			

Declaration of Performance No 040883-SD01

According to the Regulation EU No 305/2011

SD01 - SD01 with accessories

Manufacturer: Tecfi S.p.A. - S.S. Appia, km 193 - 81050 Pastorano (CE), Italia



17 - Accessories for SD01 covered by ETA*

Item code	Image	Dimension	Material	Washer color
FIM 00 06 016		Ø 16 (EPDM) Ø 19 (Metal)	Pregalvanized steel	-
NFM xx 06 016		Ø 25 (EPDM) Ø 24 (Metal)	Painted steel	see catalogue

* Item covered by European Technical Assessment ETA 18/0713, if installed with Tecfi ETA-CE screws of length greater or equal than 35 mm.

17.1 - Declared performance according to EAD 330047-01-0602 of the screw with an accessory of tab..17

Characteristic loads	$t_{N,1}$ or $t_{N,2}$ (component I)	t_{II} (component II)			
		2	3	4	5
[KN]	[mm]				
V_k		see Tab. 5			
N_k	0,4	1,53	1,53	1,53	1,53
	0,5	2,06	2,06	2,06	2,06
	0,55	2,06	2,06	2,06	2,06
	0,63	2,64	2,53	2,53	2,53
	0,75	2,75	2,89	2,89	2,89
	0,88	2,75	2,89	2,89	2,89
	1	2,75	2,89	2,89	2,89
	1,13	2,75	2,89	2,89	-
	1,25	2,75	2,89	2,89	-
	1,5	2,75	2,89	2,89	-
2	2,75	2,89	2,89	-	
Max. head displacement	Thickness of sandwich panel	t_{II} (component II)			
[mm]	[mm]	2	3	4	5
u		see Tab. 5			

Declaration of Performance No 040883-SD01

According to the Regulation EU No 305/2011

SD01 - SD01 with accessories

Manufacturer: Tecfi S.p.A. - S.S. Appia, km 193 - 81050 Pastorano (CE), Italia



18 - Accessories for SD01 covered by ETA*

Item code	Image	Dimension	Material	Washer color
FI 00 06 025		Ø 25 (EPDM) Ø 24 (Metallo)	Pregalvanized steel	-
FI 04 06 025			A2 stainless steel	-
FI 0x 06 025			Painted A2 stainless steel	see catalogue
RZ 04 06 025		Ø 25 (EPDM) Ø 24 (Metallo)	A2 stainless steel (AISI 441 LI)	-
NF xx 06 025		Ø 25 (EPDM) Ø 24 (Metallo)	Painted steel	see catalogue
CX 00 06 025		Ø 25 (EPDM) Ø 24 (Metallo)	Aluminium	-
CX 0x 06 025			Painted aluminium	see catalogue

* Item covered by European Technical Assessment ETA 18/0713, if installed with Tecfi ETA-CE screws of length greater or equal than 35 mm.

Item code	Description	Image	Hole [mm]	Size [mm]	Material	
				B x b x L x h		
AE xx WE xx			Ø 6,5	Size 15	26 x 18 x 50 x 16	Zinc plated Painted steel Aluzinc®
				Size 20	36 x 22 x 50 x 13	
				Size 20 (narrow profile)	30 x 22 x 50 x 14	
				Size 25	34 x 26 x 50 x 11	
				Size 25 (larger base)	38 x 26 x 50 x 11	
				30	38 x 30 x 50 x 10	
				35	41 x 35 x 50 x 8	
				40	58 x 40 x 50 x 13	
				B x b x L x h		
KC xx			Ø 6,5	Radius 20	40 x 20 x 50 x 13	Zinc plated Painted steel Aluzinc®
				Radius 40	Ø 7	
				B x L		
CCE xx			Ø 6,5	polyethylene sealing gasket	37 x 75	Zinc plated Painted steel Aluzinc®
CCM xx				sealing washer in EPDM		

* Accessories covered by European Technical Assessment, if installed with Tecfi ETA-CE screws

Declaration of Performance No 040883-SD01

According to the Regulation EU No 305/2011

SD01 - SD01 with accessories

Manufacturer: Tecfi S.p.A. - S.S. Appia, km 193 - 81050 Pastorano (CE), Italia



18.1 - Item code


Item code	∅ [mm]	L [mm]	L ₁ [mm]	t _{fix, min} [mm]	t _{fix, max} [mm]	A [mm]	B [mm]
SDF 04 63 035	6,3	35	Full thread	0,5	9 - t _H	10	13,5
SDF 04 63 040		40	Full thread	0,5	14 - t _H		
SDF 04 63 050		50	Full thread	0,5	24 - t _H		
SDF 04 63 060		60	Full thread	0,5	34 - t _H		
SDF 04 63 065		65	60	10	39 - t _H		
SDF 04 63 070		70	60	15	44 - t _H		
SDF 04 63 080		80	60	25	54 - t _H		
SDF 04 63 090		90	70	25	64 - t _H		
SDF 04 63 100		100	70	35	74 - t _H		
SDF 04 63 110		110	70	45	84 - t _H		
SDF 04 63 120		120	70	55	94 - t _H		
SDF 04 63 130		130	70	65	104 - t _H		
SDF 04 63 140		140	70	75	114 - t _H		
SDF 04 63 150		150	70	85	124 - t _H		
SDF 04 63 160		160	70	95	132 - t _H		
SDF 04 63 170		170	70	110	140 - t _H		
SDF 04 63 180		180	70	120	148 - t _H		
SDF 04 63 200		200	70	140	166 - t _H		
SDF 04 63 220		220	70	165	184 - t _H		
SDF 04 63 240		240	70	185	202 - t _H		

Declaration of Performance No 040883-SD01

According to the Regulation EU No 305/2011

SD01 - SD01 with accessories

Manufacturer: Tecfi S.p.A. - S.S. Appia, km 193 - 81050 Pastorano (CE), Italia



18.2 - Declared performance according to EAD 330047-01-0602 of the screw with an accessory of tab..18


Characteristic loads	$t_{N,1}$ or $t_{N,2}$ (component I)	t_{II} (component II)			
		2	3	4	5
[kN]	[mm]				
V_k		see Tab. 5			
N_k	0,4	2,75	4,78	7,28	7,28
	0,5	2,75	4,78	7,28	7,28
	0,55	2,75	4,78	7,28	7,28
	0,63	2,75	4,78	7,28	7,28
	0,75	2,75	4,78	7,28	7,28
	0,88	2,75	4,78	7,28	7,28
	1	2,75	4,78	7,28	7,28
	1,13	2,75	4,78	7,28	-
	1,25	2,75	4,78	7,28	-
	1,5	2,75	4,78	7,28	-
2	2,75	4,78	7,28	-	
Max. head displacement	Thickness of sandwich panel	t_{II} (component II)			
[mm]	[mm]	2	3	4	5
u		see Tab. 5			

Declaration of Performance No 040883-SD01

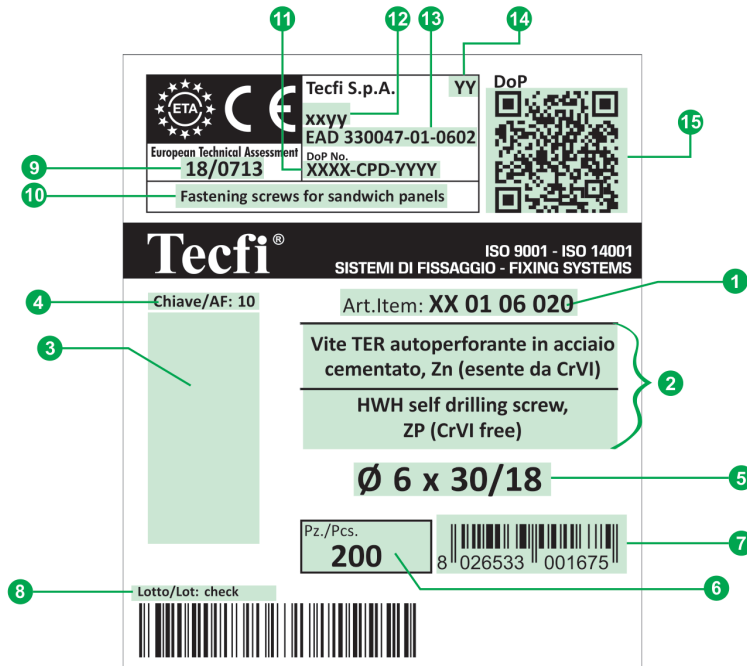
According to the Regulation EU No 305/2011

SD01 - SD01 with accessories

Manufacturer: Tecfi S.p.A. - S.S. Appia, km 193 - 81050 Pastorano (CE), Italia



19 - Label



- | | |
|--|--|
| <ul style="list-style-type: none"> 1 Codice articolo / Item Code 2 Descrizioni / Descriptions 3 Immagine / Picture 4 Informazione extra / extra information 5 Misura / Size 6 Numero di pezzi per scatola / Number of Pieces per Box 7 Codice EAN 13 / EAN 13 barcode 8 Lotto / Lot Number 9 Numero di ETA / ETA Number | <ul style="list-style-type: none"> 10 Uso del prodotto previsto dallo standard Europeo applicato, livello di prestazione dichiarato / Intended use of the product as laid down in the European standard applied, level of performance declared 11 Numero di DoP / DoP Number 12 Gamma di prodotto / Product range 13 Specifica tecnica armonizzata / European Technical Specification 14 Le ultime due cifre dell'anno in cui il marchio è stato affisso per la prima volta / Last two digits of the year in which the marking was first affixed 15 Link al DoP (tramite QR code) / Link to DoP (by QR code) |
|--|--|

The performance of the product identified above is in conformity with the set of declared performances. This declaration of performance is issued, in accordance with Regulation (EU) No 305/2011, under the sole responsibility of the manufacturer identified above.

Signed for and on behalf of the manufacturer by:

Name and function	Place and date of issue	Signature
President Antonio Guarino	Pastorano, March 29 th 2019	