

# General Catalogue

*“For a man-even one very well versed in learning-will attain unto nothing more perfect than to be found to be most learned in the ignorance which is distinctively his. The more he knows that he is unknowing, the more learned he will be”*

but also... **Nicolaus Cusanus (German philosopher, 1401 - 1464), *De Docta ignorantia (On Learned Ignorance) (1440)*, I, 1**

*“For as nothing is more foolish than preposterous wisdom, so nothing is more unadvised than a forward unseasonable prudence”*

**Erasmus of Rotterdam (Dutch Renaissance humanist, 1466 - 1536), *The Praise of Folly (1511)***

---



**General Catalogue n°7 exp**



## Tecfi SpA is your industrial partner in Europe


“Tecfi, Your Industrial Partner in Europe” is the “slogan” we have taken around the world with our products in recent years. These products are the result of the huge investments for the design, for the certifications, for the production facilities and factories we’ve developed over the last 10 years and that generated an industrial area almost unique.

In addition, the speed and the vehemence with which every day is made to run by our now numerous youth, provides enthusiasm. This year we have reached the 25th anniversary of our foundation with results, both numerical and qualitative, superior to those of companies even more than twice of our age, and with a completely original strategy, often at odds with current trends.





## The labs



## The automation

We believe that it is not easy to find, in Europe and in the global fastener and fixing scene, an own-brand company with:

- an advanced assessment laboratory equipped with the most important and certified facilities, testing from the raw material to the finished product, through dimensional, mechanical, metallurgical, corrosion and scanning calorimetry tests. In addition, since 7 years, we have also equipped a new laboratory with the very latest facilities for static, dynamic and seismic load tests, for the research and the development of anchors to be used in cracked concrete and seismic areas;



## The production: wire cold forming



- such a large number of production processes in operation: metal sheet stamping, plastic materials injection, rubber materials injection, wire cold forming with the most technologically advanced Italian multi-station and 1 die 2 blow heading machines, and threading machines;

- automated lines for special treatments for screws;

- increasingly automated lines for product assembly and packaging;



## The production: plastic and rubber injection



All this in 3 production plants on 2 neighbouring areas, logistically well located just a few hundred metres from the main Italian motorway, with an uncovered area of about 72,000 square metres and about 15,000 square metres of covered area (expandable up to 36,000 square metres).

The numerous interlocutors, customers, suppliers and friends who visited us were able to share this enthusiasm and passion. A tour of the plants is important in order to make the right choice of your “Fixing and Fastener Partner”, that can guarantee the innovation, the product range, the certifications (sometimes even customized), high quality packaging service satisfying all commercial needs, the daily handling of the procedures regarding the environment, the occupational safety and health, the civil life duties: for these reasons we’d like, again, to encourage all of our Customers to visit the beautiful plants we have made available in ITALY and touch our reality with their own hands.

In the direction described above, in recent years we have intensified our R&D & Certification efforts, and the results were:

- Improving the environmental impact of certain product coatings: the new, beautiful yellow galvanized coating “GOLD Type - CrVI-free”, an intense bright yellow, highly appreciated by the customers and fully compliant with regulations and directives;







- New Products (or existing products) with new Special Coatings, with high corrosion resistance;

- New Products (or existing products) with new (or renewed) Technical Assessments and new CE Certifications, accompanied by a highly professional Technical Service for Customers and Users, for the appropriate choice and correct installation. This service can be provided both by our Laboratory (in-house) and by the "Field Engineering" (on-site technical support activities): all this as clear evidence of Tecfi's will towards TOTAL safety in the applications of its products;

In summary, the competitive leverages on which we want to build our future are the research and innovation, the safety of our products, the technical support to our customers, the internationalization and the organic (and inorganic!!) growth of our company. In fact, Tecfi believes in the capability of creating products and services that are globally recognized as reliable, safe, innovative, beautiful and valuable for customers.

Now our resources are dedicated to reaching the target of a worldwide business establishment, keeping the same high level of service that we offer in our national territory.

In this year in which we celebrate our 25th anniversary, we will begin a further course of investment that will see us, once again, committed for several years to consolidating, strengthening and innovating what we have already achieved so far. All of this while continuing (as we have always done) to respect and respect ourselves: in fact, we also have an ongoing commitment to our stakeholders in complying rigorously to the idea of Corporate Social Responsibility (CSR), developing a Company with a built in philosophy. It ensures that all our business processes are in accordance with both national and international ethical standards. We are striving to severely limit any environmental impact resulting from our operations and to provide equally professional commitment to the consumer, employees, local communities and all further stakeholders.

Once again, as for 25 years, our sincere appreciation to all of our customers, suppliers, staff members and friends who have believed in us and continue to offer us their support and cooperation.

**Tecfi S.p.A.** *Gianluca Bertamino / GM  
Antonio Guarino / President  
Team Tecfi*



TECFI S.p.A. is a Company associated with:



European Consortium of Anchors Producers



Membre adhérent: 564



TECFI S.p.A. is a Company associated with UNI:



Ente Nazionale Italiano di Unificazione  
(Italian Standards Institution)

## Contacts

General information	<a href="mailto:info@tecfi.it">info@tecfi.it</a>
Customer dept.	<a href="mailto:customer@tecfi.it">customer@tecfi.it</a>
Sales dept.	<a href="mailto:sales@tecfi.it">sales@tecfi.it</a>
Technical dept.	<a href="mailto:technical@tecfi.it">technical@tecfi.it</a>
R&D and Certification dept.	<a href="mailto:rdc@tecfi.it">rdc@tecfi.it</a>
Accounting dept.	<a href="mailto:administrative@tecfi.it">administrative@tecfi.it</a>
Purchasing dept.	<a href="mailto:purchasing@tecfi.it">purchasing@tecfi.it</a>
Logistic dept.	<a href="mailto:logistics@tecfi.it">logistics@tecfi.it</a>
C.E.D.	<a href="mailto:ced@tecfi.it">ced@tecfi.it</a>
Marketing dept.	<a href="mailto:marketing@tecfi.it">marketing@tecfi.it</a>



QUALITY MANAGEMENT SYSTEM  
Certified in compliance with standard UNI EN ISO 9001



ENVIRONMENT MANAGEMENT SYSTEM  
Certified in compliance with standard UNI EN ISO 14001

### Tecfi S.p.A.

**Registered Office:** Via A.D'Isernia, 59 - 80122 Napoli - Italia

**Head Office and Plant 1 - 2:** S.S. Appia Km 193,00 - 81050 Pastorano (CE) - Italia  
telefono: (+39) 0823.88.33.38 - fax: (+39) 0823.88.32.60

**Plant 3:** Via Torre Lupara, snc - Località Fontaniello - 81050 Pastorano (CE) - Italia

Chamber of Commerce, Industry, handicrafts and agriculture of Napoli - REA NUMBER NA-585638 - VAT NUMBER IT03301781211  
Share Capital 10.000.000

## Tecfi is an environmentally friendly Company

Tecfi is an environmentally friendly Company




Tecfi invested in a Renewable Power plant with Photovoltaic Technology, that produces electricity exceeding its needs.

As an environmental benefit, in the next 20 years we will reduce the emission to the atmosphere of CO<sub>2</sub> of around:

**1.929.438 kg**

## Events and Technical training



## Trademarks



Tecfi trademarks and all the above mentioned trademarks are registered trademarks and belong exclusively to Tecfi S.p.A. Via A.D'Isernia, 38 - 80122 Naples, Warehouse in Pastorano (CE) - 81050 S.S. Appia, km 193.

The items drawings shown in this catalogue are approximate and Tecfi S.p.A can modify or erase some products, without prior notice. Items drawings shown in this catalogue have been realised from Tecfi S.p.A and belong exclusively to Tecfi S.p.A: nobody is allowed to reproduce or copy it without Tecfi prior authorization.

## Tecfi, the product certifications and the CPR

### 1. Introduction

Despite the historical events of the last two years, all activities related to revisions, updates and improvements of technical references of our industry never stopped.

Likewise, the improvement of knowledge through research for the certification, assessment and increase of both performances and suitability of the products in our sector have also continued.



### 2. The CE marking of construction products and the DoP

The CE mark is something that the recent worldwide events have made us more familiar with.

For our serenity, we demand that all protective equipments we use bear this mark.

Somehow, we have entrusted our security and serenity to this mark and we have also learnt that it is worth more than just the certificate that come with the product. The CE mark gives us greater confidence in the product, in the manufacturer and in its ability to guarantee the highest and most up-to-date standards of production stability and quality, from the raw material to the finished product, through all stages of processing and production, both in-house and subcontracted.

What has been said so far also applies to products for the construction industry, for which the European Commission has implemented the well known CPR (Construction Product Regulation, EU 305/2011).

The CPR require that all construction products must have both a CE marking and a clear and unambiguous document, a sort of product ID card: the DoP, Declaration of Performance.

Through this document, the designer, the site engineer and the installer can understand if a product is suitable to meet the design requirements and if it can fulfil the task that should be assigned to it.

The main objective of the CPR, of the CE marking and of the DoP, is to make the characteristics of the product safer, stable and clear and to increase safety in applications in the construction sector.

Tecfi S.p.A. offers a wide range of products with CE marking, in response to the requests and needs of its customers and driven by the potential of European and non-European markets.

In compliance with the provisions of the CPR, Tecfi SpA has drawn up the Declaration of Performance according to EU 305/2011 available to all users, on its website in a free access area.

Tecfi S.p.A. offers a wide range of information about the products, according to the following classification:

#### a) Products covered by:

- European Assessment Documents (EAD)
- European or International standards (EN, ISO), which can lead to CE marking

#### b) Products for which there are no mandatory regulations



## Tecfi, the product certifications and the CPR

### 2.a Products for which have been endorsed national, European or International (UNI, DIN, BS, EN, ISO) guidelines or standards

In Europe there are two different organization involved in the issuing of harmonized technical specification, they are:

- The CEN, European Committee for Standardization, which includes the standardization bodies of the member states of the EU and draws up the technical specifications, defined harmonized standards;
- The EOTA (European Organisation for Technical Assessment) which draws up technical specifications defined European Assessment Documents in CPR (EADs, the European Assessment Documents).

In the case of metal anchors, plastic anchors, chemical anchors, three-dimensional nailing plates, which have been classified in the category of “innovative products”, the European Commission has invested EOTA of the task of formulating the different guidelines, obtaining so far that for some products the superseded Guidelines (ETAG), have been transformed into European Assessment Documents, accompanied by some ancillary documents, the technical reports (TR); in the fasteners sector, the following EADs exist:

<b>EAD 330232-01-0601</b>	<i>Mechanical fasteners for use in concrete</i>
<b>EAD 330499-02-0601</b>	<i>Bonded fasteners for use in concrete</i>
<b>EAD 330747-00-0601</b>	<i>Fasteners for use in concrete for redundant non-structural systems</i>
<b>EAD 330087-00-0601</b>	<i>Systems for post-installed rebar connections with mortar</i>
<b>EAD 330196-01-0604</b>	<i>Plastic anchors made of virgin or non-virgin material for fixing of external thermal insulation composite systems with rendering</i>
<b>EAD 330047-01-0602</b>	<i>Fastening Screws for Metal Members and Sheeting</i>
<b>EAD 330076-00-0604</b>	<i>Metal injection anchors for use in masonry</i>
<b>EAD 330087-01-0601</b>	<i>Systems for post-installed rebar connections with mortar</i>
<b>EAD 331522-00-0601</b>	<i>Post-installed rebar with mortar under seismic action</i>
<b>EAD 330284-00-0604</b>	<i>Plastic anchors for redundant non-structural systems in concrete and masonry</i>
<b>EAD 130186-00-0603</b>	<i>Three dimensional nailing plates</i>

Submitting products to the tests required by the EADs, it is possible to obtain an ETA (European Technical Assessment), and therefore, a technical evaluation for use of the product, released only after the fulfilment of many essential requirements. These technical compliances are the mandatory requirements in order to complete the process for the CE marking.

The tests are performed by an accredited laboratory, while the issuing of ETA is the responsibility of a Technical Assessment Body. Achieved the ETA, the company is subject to annual inspections by a third-party Notified Body, in order to ensure that the product is manufactured in accordance with the samples tested and that it is subjected to a constant control process, following the basic principles of “Quality”.

The continuous surveillance of the production process, from the verification of compliance with the official drawing of the product to the final packaging, is necessary to ensure consistency of performances as declared in the ETA and in the DoP.

For products under the technical responsibility of the European Committee for Standardization (CEN), the mandatory tests to obtain the CE mark are prescribed in the related European harmonized standard.

### 2.b Technical specifications for products not covered by harmonized standards

In absence of specific guidelines or standards for certain products, Tecfi SpA will also provide the necessary data for a suitable and safe installation of the fastener.

In order to define all the necessary technical data for these products Tecfi SpA technical team will refer to:

- Standards covering similar products;
- An internal test program, defined by Tecfi SpA, in cooperation with the final user


The planned tests will be carried out in the Tecfi Laboratory and/or external accredited laboratories, with certified and periodically calibrated equipment.

## Tecfi, the product certifications and the CPR

### 3. Anchorages under seismic action, seismic assessment and performance category

Until 2013 in the European Guidelines for assessment and design of anchors, there was not any reference to seismic design and qualification of anchors; this was a major issue for seismic affected countries like Italy, Spain and Greece. Furthermore, the provisional design of ICC was quite old and showed some limitation for the high seismic hazard zones.

In 2013, thanks to the excellent scientific results on the knowledge of the behaviour of structural anchors achieved in Europe (by companies and institutions involved in the process of writing assessment documents), the first edition was released of Annex E of ETAG001 and the document TR045.



These documents specified details of the test, qualification and evaluation of the anchors and the design rules for structural anchors for the use in areas of medium and high seismic hazards, with a leading edge guideline, that came out by the need of safety, simplicity and reliability.

The design document EN 1992-4:2018 identify the Performance Category that must be reached by the anchors to be used in structures built in areas subject to different levels of seismic hazards; Annex C of EAD 330232-01-0601 describe how test and assess the anchors to ensure proper performances.

**The classification of Performance Category foreseen is:**



- **Products that have achieved the qualification in Option 1:** useful for structural and non-structural fixing only in areas of low Seismic Hazard and structures in all Importance Class (as identified in EC8)



- **Products that have achieved the qualification in Performance Category C1:** useful in all the cases provided for the "Option 1" and, in addition, for non-structural fixing in areas of moderate Seismic Hazard for structure of Importance Class II and III



- **Products that have achieved the qualification in category C2 Performance, the highest level:** ability to use for structural and non-structural fixing in building in areas of moderate to high Seismic Hazard, of all Importance Class

The correct identification of the "Seismic Hazard" and "Importance Class" will guide the designer within a required "Performance Category" for the anchor. Therefore, the designer can only qualify and use, for its needs, products that were evaluated in the "Performance Category" thus identified.

This process of selection of suitable product provides maximum security for all parties involved in the construction process, from the designers thru the installers up to the end users of the building.

# SEISMIC FIXING SOLUTIONS



ETA-CE Certified anchors Option 1, for cracked and non-cracked concrete, and C2-C1 Performance Category for fixing in low to high SEISMIC RISK areas

**HVE**



**HXE**



**AJE 01**



ETA-CE Certified chemical anchors Option 1 & Option 7, for cracked and non-cracked concrete, and certified for fixing in high SEISMIC RISK areas

**SWE**



**XWE**



**DGE**



DGE12 - LOW TEMPERATURE

DGE22 - HIGH TEMPERATURE



# Corrosion and Coatings

## 1. Atmospheric corrosion and Coatings by Tecfi

Constructions have always been challenged by the passing of time, allowing us to enjoy their antique charm, projecting us into an extraordinary ancient atmosphere. All of this is not to be considered obvious, as even the most magnificent structures are victims of the years that go by, of which often creates more damage than the handling of mankind.

Modern civil structures must not only remain intact throughout the years, but must also maintain their functionality and require a minimum need of maintenance, in terms of corrosion and alteration in time.

The fastening systems, which have always been asked to accomplish the non-simple job of connection within the structures, cannot be excluded from this matter. All metal anchors and generally all types of metallic materials are subject to atmospheric corrosion to varying degrees, according to their electrochemical characteristics and the environmental conditions in which they operate.

The ISO 9223: 1992 standard establishes three critical environmental factors that influence the corrosion phenomenon:

- the "time of wetness", i.e. the average annual exposure time to humidity
- the concentration of SO<sub>2</sub>
- the salinity of the air

For materials such as steel, zinc, copper and aluminium, according to the values of the three factors above-mentioned, the ISO 9223 identifies 5 classes of corrosivity of the atmosphere.

Each of these classes can be associated with certain, generic, easy-to-interpret environmental conditions, (ISO 12944-2-1998):



Corrosivity category		Example of Typical exterior environment	Example of Typical interior environment
<b>C1 (Very low)</b>		-----	Heated building with clean atmosphere (e.g. Offices, Hotels, schools)
<b>C2 (Low)</b>		Atmospheres with low level of pollutant: mostly rural areas	Unheated buildings where condensation can occur, e.g. depots, sports hall
<b>C3 (Medium)</b>		Urban and industrial atmospheres, moderate sulphur dioxide pollution; coastal areas with low salinity	Production rooms with high humidity and some air pollution e.g. food-processing plants, laundries, breweries, dairies
<b>C4 (High)</b>		Industrial areas and coastal areas with moderate salinity	Chemical plants, swimming pools, coastal ship and boatyards
<b>C5 (Very high)</b>	<b>Industrial</b>	Industrial areas with high humidity and aggressive atmosphere	Buildings or areas with almost permanent condensation and pollution
	<b>Marine</b>	Coastal areas with high salinity	
<b>Cx (Extreme)</b>		Offshore areas with high salinity and industrial areas with extreme humidity and aggressive atmosphere and subtropical and tropical atmospheres	Industrial areas with extreme humidity and aggressive atmosphere

Tecfi developed over the years its products with materials and coatings that give customers the opportunity of choosing the most appropriate solution.

The following table shows the characteristics of the main materials and their available coatings.

Material	Coating	Thickness	NSST resistance	Limit of environmental conditions of use
Steel	Electrolytically applied zinc plating	3 ÷ 12 µm	12 – 72 h	Dry internal areas
Steel	Hot dip Galvanized	40 ÷ 50 µm	200 – 400 h	Internal areas with limited condensation
Steel	Steel Saver	8 ÷ 15 µm	500 – 1.500 h	External areas with moderate pollution and low salinity
Stainless Steel A2	Passivation	-	-	External areas with moderate pollution and moderate salinity
Stainless Steel A4	Passivation	-	-	External areas with high pollution and high salinity

The table is based on the wide Tecfi experience with its customers.

However, considering the complexity of the phenomenon and the variability of the agents involved in corrosion phenomena, to involve experts and run additional tests is suggested, to avoid problems that are not in the usual literature cases.

In this catalogue, the comparison in terms of salt spray test performance between the special "Steel Saver" coatings and galvanic zinc platings, are carried out using the Fe / Zn 5c1A and Fe / Zn 8c1A Electrolytic Zinc Plating according to ISO 4042: 1999.



# Corrosion and Coatings

## 2. TECFI finish "Type GOLD – CrVI Free

The Regulation 1907/2006 (EC) (REACH, "Registration, Evaluation, Authorization and Restriction of Chemicals), born with the aim of improving the knowledge of the dangers and risks deriving from the use of chemical substances, involves different sectors of the industry. In the amendment of 17 April 2013, Regulation (EU) no. 348/2013, in force since September 2017, particular attention has been given to the use and disposal of hexavalent chromium. In the field of fixing systems, this innovation has strongly affected the coating and finishing treatments sector (galvanic, ...).

Tecfi S.p.A. is a ISO 14001 certified Company since 2004 and has always been attentive to the impact on the environment and on all stakeholders of its activities and products. For this reason, Tecfi has immediately started the procedures to comply with this legislation.



For more than 10 years (in compliance with the RoHS Directive 2002/95 / EC, then replaced by the RoHS Directive 2 2011/65 / EU), despite the construction sector was not involved in the application of these restrictions, Tecfi S.p.A. had already abandoned the use of CrVI for ALL coatings, with the exception of the galvanized finish with yellow passivation (often called "tropicalization", which nevertheless represented less than 0.5% of treatments on products sold), because the technological solutions, at that state of the art, did not allow to fully satisfy the aesthetic needs of users.

During the two-year period 2016-2017, Tecfi S.p.A. intensified its efforts in the R&D, in cooperation with coating industry companies and, in compliance with the regulations in force since September 2017, also amended the galvanization with yellow passivation. The result was the new and beautiful TECFI coating "Type GOLD – CrVI Free", an intense bright yellow, highly appreciated by customers and totally in compliance with the regulation.



Traditional yellow zinc plated



"Gold Type - CrVI Free" new Tecfi coating

This new coating achieved multiple objectives, including maintaining and improving the aesthetic result, the protective capability of the coating (and therefore, the durability of the fastening systems), the health and safety.

Tecfi S.p.A. in this way succeeded in transforming the risk of change into an opportunity for technological growth and respect for the environment and civil life, for the benefit of all its customers and stakeholders.

## 3. "Steel Saver" Coatings

For years Tecfi has been introducing special coatings for some of its products, whose resistance to corrosion were considerably higher than normal galvanic coatings.

The "special features" of these coatings can be grouped as follows:

- Higher corrosion resistance in high salinity environments, such as coastal areas;
- Higher corrosion resistance in heavily polluted industrial areas or in processing areas with particularly aggressive atmospheres (e.g. acid);
- Thinner coating combined with higher corrosion resistance;
- Higher corrosion resistance, maintaining the original mechanical and metallurgical properties of the product;
- Special tribological properties required in specific applications (for example, low friction coefficients);
- Low environmental impact
- Aesthetic aspects;

During the last two years, the requests for a greater number of products with these "specialties" have intensified, and Tecfi S.p.A. intensified the R&D efforts in this sector too.

The new Tecfi "**Steel Saver 1.000h - Z1**" coating is one of the solutions in this direction, which allows:

- Resistance to corrosion in NSST of over 1.000 hours;
- Excellent chemical resistance to industrial fluids;
- Reduced thicknesses of the coating (4-5 times lower) not affecting the geometry and functionality of the product, in comparison with the obsolete hot-dip galvanizing coating;
- Coating process not affecting the original mechanical and metallurgical properties of the product;
- Lower coefficient of friction;
- Pleasant appearance;
- Low environmental impact, in compliance with the RoHS Directive 2 (Directive 2011/65 / EU) and the REACH Regulation (Regulation 1907/2006 (EC)



## Field Engineering

Nowadays the challenges of modern design and execution of jobs, put the final user and engineer work supervisor in front of unpredictable difficulties not foreseen during the design phases.

For this scenario, Tecfi S.p.A. offers to its customer a service of "Field Engineering", directed mainly to final users, construction companies and who daily uses fastening systems in their work. The intervention on the site aims to help end users in the event of particular complication in the technical planning and / or during the realization phase.



Tecfi, thanks to on site interventions, with advanced equipment and skilled technicians, it allows a systematic approach to the problem. Starting from an analysis of the critical issues, Tecfi's Tecnichian will understand, together with the final user, the requirements of the application. With standard or special tests on the construction site or, where necessary, in laboratory Tecfi's Tecnichian will define the most effective solution to solve the problem, even for situations not foreseen by European Guidelines.


## Technical Training

The world of fixing, as well as the construction sector in general, is in continuous and constant evolution. The technical solutions known as cutting edge for many years, can now be obsolete or, even, does not comply with current regulations.

Tecfi SpA, thanks to its know how in the field, arranges for its customers theoretical and practical technical training sessions in order to spread the knowledge of the most innovative fastening solutions and the most effective installation techniques.



This training is held at the headquarters of Tecfi SpA or directly at the customer, it takes place through theoretical insights on the technology of fixing and in-depth analysis of new regulations, with tests on products not yet fully known by the final user and through demonstrations of correct installation for different types of fasteners.



## TADS - Tecfi Anchor Design Software

### Design and Verification of anchorages and fixing

In 2018 CEN published EN 1992-4,

**“Eurocode 2 - Design of concrete structures - Part 4: Design of fastenings for use in concrete”**, a state of the art design standard for cast in and post-installed anchors for both static, seismic and fire design.

Despite this document, available since 5 years, still a lot of designer follow former approach of annex C of ETAG001, mostly by habit.

Tecfi, always beside professionals, has just launched a major update of its calculation software for anchors, the TADS, Tecfi Anchor Design Software, a *“Computer Assisted Design (CAE - Computer Aided Engineering)”* software for anchors.

The software allows the immediate check of the most common cases of structural anchorages, with the use of a real time 3D graphics simple and intuitive. The latest release of the software include:

- Seismic design for anchors, for both performance category C1 and C2
- Custom base plate design
- Multiple loading scenario calculation performed at once

The program is also in continuous and fast evolution, with frequent releases of upgrades to increase the numerous features of the calculation program.

Also a module for calculation of post installed rebar with chemical anchor is available as built-in module in the TADS, together with a module for calculation of fixing of ETICS.

Tecfi invest in timber sector as well, releasing a state of the art design software for structural timber connection, TADS Wood, for calculation of both screw connection and 3D nailing plate joints, to support all the professionals who have to face problem of structural timber connections.

The calculation software is freely downloadable on the Tecfi’s website, [www.tecfi.it](http://www.tecfi.it), in the “Download” area.



- ✓ Extremely easy to use, all the functions in a single multi-language window
- ✓ 3D graphics with real time update
- ✓ Multi-languages
- ✓ Able to calculate up to nine anchor units and with different base plate geometry
- ✓ Optimization of depth of insertion for chemical anchors: don’t waste resin anymore!
- ✓ Updatable software and database with live updates
- ✓ Complete and clear calculation reports
- ✓ Verifications in accordance with current European regulations





Tecfi S.p.A. has always been committed in offering its customers a service for the most suitable display of the products in the sales point.

It's now two years that this service has been "structured" with a new function, the "**Trade Marketing**". A huge investment in terms of human resources, knowledge and industrial facilities at the service of the **commercial innovation**, in order to optimize the visual merchandising in the sales point, advising the ideal spaces for the most effective visibility of Tecfi products and creating the best emotional impact.

The Know-how obtained from the Trade Marketing dept. of Tecfi S.p.A. is a result of many installations already executed throughout Italy and worldwide, facing a great variety of requests and needs.

All of this for the one target: **to focus the attention of the end user to the correct Mix of Products, increasing the volumes and**



#### improving the structure of the sales.

Tecfi offers to the customers a "sales point restyling" consultancy service, that starts from the initial site inspection, the designing of the layout for the dedicated spaces, the realization and installation of the merchandising (including info-boards and additional informative material), to end with a final analysis of the results achieved.





















































#### The process:

- Customer Mix sales analysis
- On site inspection
- Product ranges and sales strategies
- Planning of the display for the merchandising, software computer aided
- Realization of informative material of the products
- Installation and Staff training
- Periodical analysis of the performance

All Tecfi Customers can ask our Trade Marketing Dept. for assistance in order to study the most effective esthetic solutions, based on the available spaces and the needs of the sales point and the targets of the entrepreneur.





<b>1. Roofing fixing systems</b>	<b>33</b>
<ul style="list-style-type: none"> <li> Systèmes pour fixation de couvertures</li> <li> Befestigungssysteme für Dachkonstruktionen</li> <li> Sistemas para Fijaciones de Cubiertas</li> <li> Кровельные крепежные системы</li> </ul>	
<b>2. Fixing systems for renewable energy plants</b>	<b>85</b>
<ul style="list-style-type: none"> <li> Systèmes pour fixation de panneaux photovoltaïques</li> <li> Befestigungssysteme für Photovoltaikanlagen</li> <li> Sistemas de fijaciones para instalaciones de energías renovables</li> <li> Крепежные системы для возобновляемых энергетических установок</li> </ul>	
<b>3. Heavy duty fixing systems</b>	<b>99</b>
<ul style="list-style-type: none"> <li> Systèmes pour fixation lourde</li> <li> Schwere Befestigungssysteme</li> <li> Sistemas para fijaciones Pesadas</li> <li> Крепежные системы для тяжелых конструкций</li> </ul>	
<b>4. Windows and frames fixing systems</b>	<b>185</b>
<ul style="list-style-type: none"> <li> Systèmes pour fixation légères de bâtis</li> <li> Systeme für die Befestigung von Fenster- und Türenrahmen</li> <li> Sistemas para fijaciones de Ventanas y Marcos</li> <li> Рамные и дверные крепления</li> </ul>	
<b>5. Light fixing systems</b>	<b>235</b>
<ul style="list-style-type: none"> <li> Systèmes pour fixations légères</li> <li> Systeme für leichte Befestigungen</li> <li> Sistemas para fijaciones ligeras</li> <li> Крепеж для легких конструкций</li> </ul>	
<b>6. Drywall and hollow fixing systems</b>	<b>259</b>
<ul style="list-style-type: none"> <li> Systèmes pour fixation sur cartonplâtre et murs vides</li> <li> Systeme für Befestigungen an Gipskarton und leere Wände</li> <li> Sistemas para fijaciones de paneles de cartón yeso</li> <li> Крепежные системы для гипсокартона и пустотелых стен</li> </ul>	
<b>7. Woodpecker® - Wood line</b>	<b>279</b>
<ul style="list-style-type: none"> <li> Woodpecker® - Ligne bois</li> <li> Woodpecker® - Holz-Linie</li> <li> Woodpecker® - Línea madera</li> <li> Woodpecker® - Линии для дерева</li> </ul>	
<b>8. Rivets</b>	<b>347</b>
<ul style="list-style-type: none"> <li> Rivets</li> <li> Blindnieten</li> <li> Remaches</li> <li> Заклепки</li> </ul>	
<b>9. Sealants, Adhesives and Foams</b>	<b>371</b>
<ul style="list-style-type: none"> <li> Mastics, Adhésives et Mousses</li> <li> Dichtstoffe, Klebstoffe und Schäume</li> <li> Selladores, Adhesivos y Espumas</li> <li> Герметики, клей и Пены</li> </ul>	
<b>10. Cables and Hydraulic fixing systems</b>	<b>385</b>
<ul style="list-style-type: none"> <li> Systèmes pour fixation de câbles</li> <li> Systeme für die Befestigung von Kabel</li> <li> Sistemas para fijaciones de cables</li> <li> Крепежные системы для труб и кабеля</li> </ul>	
<b>11. General fasteners</b>	<b>411</b>
<ul style="list-style-type: none"> <li> Boulonnerie et visserie</li> <li> Allgemeine Befestigungen</li> <li> Tornillería</li> <li> Метрический крепеж</li> </ul>	
<b>12. Fixing tools and accessories</b>	<b>437</b>
<ul style="list-style-type: none"> <li> Outils et Accessoires de fixation</li> <li> Befestigungswerkzeuge und Zubehör</li> <li> Brocas y Herramientas</li> <li> Инструменты и аксессуары</li> </ul>	
<b>13. T-Store® - inBlister® - Merchandising</b>	<b>453</b>
<ul style="list-style-type: none"> <li> T-Store® - inBlister® - Marchandisage</li> <li> T-Store® - inBlister® - Merchandising</li> <li> T-Store® - inBlister® - Merchandising</li> <li> T-Store® - inBlister® - Рекламная продукция</li> </ul>	

# NEW PRODUCTS



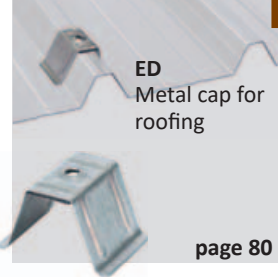
**PLC 01**  
Hexagonal flat washer head screw with reduced point

page 43



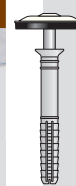
**B6C 01**  
Hexagonal flat washer head screw with reduced point

page 42



**ED**  
Metal cap for roofing

page 80



**SB - UI - NO - UV**  
Gutter/Tinsmith screws & plugs  
NEW COLOURS

page 59



**RWA**  
Dual thread screw, for solar panels fixing on steel supports

page 90



**HXE - HX**  
Discover the newest concrete range

page 102



**FX - FXL**  
Welded eyebolt (eye Ø 23 mm) concrete screw, for scaffolding fixing to buildings

page 153



**DXE 25 - LZ 25**  
Anchors assembled with special double curved hooks, for ropes and nets

page 159




**DXE 35 - MR 01**  
Anchors assembled with special single curved hooks, for ropes and nets

page 160



**SO 01**  
HDPE hole-covering plug (cap) with cross thorns

page 162



**ACQ 01**  
"L" welded steel pipe, for connection eyebolt-scaffolding

page 164




**XWE 01**  
Dual component Epoxy resin (ratio 3:1) for heavy duty fixings, ETA-CE

page 162



**DGE 03**  
Epoxy Acrylate Vinylester Resin, ETA-CE

page 162



**DA 05**  
DIN 976-1/A Metric thread stud bolt, 8.8 grade, with nut and washer

page 178



**MAC 02**  
Hydraulic Pull-out tester kit (25kN), with accessories, in carrying case

page 184



**XA**  
Hexagon through-holed set screw, in aluminium

page 214



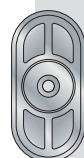
**XB**  
Flat cylinder head screw (hex recessed in one end)

page 214



**YT - YTR**  
Knurled open cylindrical shank rivet nut

page 215



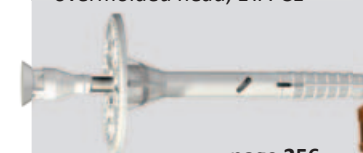
**UB - UBS - UBL**  
Oval washer with hole, for water-proofing sheath or insulation panels fixing

page 254



**ABS**  
Round deep-drawn plate, for membranes induction fixing


page 255



**ZZE 21**  
HDPE anchor with steel nail with nylon overmolded head, ETA-CE


page 256






**TF xx**  
Flat CSK  
chipboard screw  
(partial thread)

page 292




**QBS 31**  
EN 912-C2 type Single  
side toothed plate  
wood connector

page 333



**QBD 31**  
EN 912-C1 type  
Double side toothed  
plate wood connector

page 333




**XU - XUL**  
Open end blind  
folding rivet with  
gasket

page 351




**RA xx**  
Painted aluminium  
open end blind  
rivets dome head,  
**New colours**

page 354



**RO xx**  
Aluminium  
alloy closed end  
blind rivets,  
dome head

page 365




**VLU**  
Multipurpose  
acetic silicone  
sealant

page 372




**VRU**  
Multipurpose  
neutral curing  
silicone sealant

page 374




**VR xx**  
Polyurethane  
medium-high  
modulus sealant,  
**New colours**

page 374



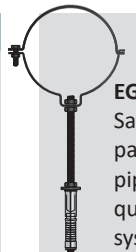
**UK 10**  
Fixing system to  
the floor for  
WC/Bidet with  
lateral holes

page 402



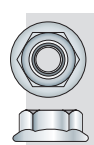
**AI 05**  
Copper collar  
with pressed nut  
for light PVC pipe  
fixing

page 408



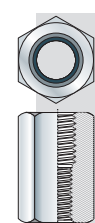
**EG 03**  
Satiny black  
painted steel flue  
pipes collar with  
quick coupling  
system

page 408




**QJ 01**  
Steel hexagonal  
flanged nut with  
locking serration  
property class 8

page 425




**TC 01**  
Hexagonal coupling  
nut with two  
different inner  
threads

page 425




**BF 01**  
Zinc plated steel  
threaded rod  
(4.8 grade),  
length 2.000 mm

page 412








**BF 05**  
Zinc plated steel  
threaded rod,  
(8.8 grade)  
length 3.000 mm

page 413



**BF 51**  
**A2-70 (AISI 304)**  
stainless steel  
threaded rod  
(8.8 grade)

page 414







































ITEM CODE		PAGE	Concrete	Metal supports	Wood supports
	adaptable				
<b>1. Roofing fixing systems</b>					
AA		34	-	✓	-
GB		35	-	✓	-
SD / SDF / SDC		38	-	✓	-
AB		40	-	✓	-
AB06 / B6C PLC / PT		42	-	✓	-
KD		44	-	✓	-
TX / BIM		46	-	✓	-
KB / KMF / KLF		48	-	✓	-
AG / AGM		50	-	-	✓
GX		52	-	-	✓
KX / KXC		53	-	-	✓
HY / HYF		54	-	-	✓
GL		55	-	-	✓
LF / AH		57	-	-	✓
NK / NM / NP NQ / SB <small>New</small> / UI <small>New</small>		58	-	-	✓
NR / NS / NT NU / NO <small>New</small> / UV <small>New</small>		60	✓	-	-
GZ01		62	✓	-	-
AC / ACM		63	-	✓	
BG / CJ / BZ		65	-	-	✓
AD - CM		66	-	-	-
EQ		67	-	-	-
FI / RZ / NF / CX		68	-	-	-
FIM / CXM / NFM		69	-	-	-
CB - DV		70	-	-	-
AE - WE		72	-	-	-
ED / AE		80	-	-	-
AF		80	-	-	-
KC		81	-	-	-
CCE - CCM		82	-	-	-
FS / CO		83	-	-	-

ITEM CODE		PAGE	Metal supports	Wood supports
	adaptable			
<b>2. Fixing systems for renewable energy plants</b>				
NW		86	-	✓
NW51		89	-	✓
PF51		89	-	-
RWA		90	-	-
PT / KB		91	✓	-
NI		92	-	-
RQ		93	-	-
SR		93	-	-
PD <small>New</small> / DJ / PE		94	-	-
PA <small>New</small> / NJ		95	-	-
PC / PH		97	-	-




































ITEM CODE	PAGE	Concrete	Full brick	Hollow brick	Wood supports
-----------	------	----------	------------	--------------	---------------


















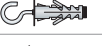










adaptable 





























3. Heavy duty fixing systems					
HXE-CONCRETO® HXE Novita / HX		102	✓	-	-
HVE-ROCK®		118	✓	-	-
DSE		122	✓	-	-
DS		126	✓	-	-
LZ		128	✓	-	-
DXE		130	✓	✓	-
DX		132	✓	✓	-
CP / CQ CS / CT / CR		138	✓	✓	-
AJE / SPS		140	✓	-	-
ZJE		144	✓	-	-
AJ		148	✓	-	-
HLE / HME		150	-	-	-
HL / HM		151	✓	-	-
AW / EB		152	✓	✓	-
FX / FXL / ZM <i>New</i>		153	✓	-	-
DE / DC		154	✓	✓	-
LQ / UF <i>New</i> / LS / LV		156	✓	✓	
LW / LM		157	✓	✓	-
DF / DD		158	✓	-	
DXE / GF / LZ <i>New</i> MR / QK / SG <i>New</i>		159	✓	-	
SO <i>New</i>		162	✓	✓	✓
AL		163	✓	✓	✓
AK		163	✓	✓	
HD / ACQ <i>New</i> / HO		164	-	-	-
SWE01 / XWE01 <i>New</i> DGE02 / DGE12 / DGE22		168	✓	✓	✓
DGE03 <i>New</i> / EHE		172	✓	✓	-
DGE01 / DGE00		174	✓	✓	✓
DAF / DAT / LN / DA		176	-	-	-
CV / CU		179	-	-	-
FV / PM / FZ		180	-	-	-
DH		181	-	-	-
DW / DI / MAC		183	✓	✓	✓

ITEM CODE	PAGE	Concrete	Full brick	Hollow brick	Hollow masonry	Plastic	Metal supports	Wood supports
-----------	------	----------	------------	--------------	----------------	---------	----------------	---------------

adaptable 

































4. Windows and frames fixing systems								
VS Handyplug®		188	✓	✓	✓	✓	-	
AT / FR		198	✓	✓	✓		-	-
GS / GSC		200	✓	-	-	-	-	-
YZ / BE01 / BE06		202	✓	✓	-	-	-	-
CN / BE02 / BE04		204	✓	✓			-	-
BE		206	✓	✓			-	-
HH		210	✓	✓			-	-
BE12		211	-	-	-	-	-	-
WU		211	-	-	-	-	-	-
JY		212	-	-	-	-	-	-
XA / XB YTR / YT		214	-	-	-	-	✓	-
CK		216	-	-	-	-	✓	-
RK		218	-	-	-	-	✓	-
CH		220	-	-	-	-	✓	-
RH / HZ		222	-	-	-	-	✓	-
LK		224	-	-	-	-	✓	-
LH		226	-	-	-	-	✓	-
FH		228	-	-	-	-	✓	-
LX		230	-	-	-	-	✓	-
HU		230	-	-	-	✓	-	-
EF / CZ		231	-	-	-	-	✓	-
AY		232	✓	✓	✓	✓	-	-
DY		232	✓	✓	✓	✓	-	-
CQ		233	✓	✓	✓	✓	-	-
HX		233	✓	✓	✓	✓	-	-
LZ		233	✓	✓	✓	✓	-	-
WT / HG		234	-	-	-	-	-	-

ITEM CODE		PAGE	Concrete	Full brick	Hollow brick	Hollow masonry	Drywall	Cellular concrete
	adaptable 							
<b>5. Light fixing systems</b>								
VZ Handyplug®		237	✓	✓	✓		✓	✓
JC		237	✓	✓	✓		✓	✓
VZB / VZX		238	✓	✓	✓		✓	✓
AX		242	✓	✓	✓		-	✓
SE		245	✓	✓	✓		-	✓
LA		246	✓	✓	✓		-	✓
MF / MG / MH / MJ		246	✓	✓	✓		-	-
AZ / BV		247	✓	✓	✓		-	✓
AY		248	✓	✓	✓	✓	-	✓
DY		250	✓	✓	✓	✓	-	-
BN		253	✓	✓	✓	✓	-	-
LU / LY		253	✓	✓	✓	-	-	-
UB / UBS / UBL <small>New</small>		254	✓	✓	✓	✓	-	-
ABS <small>New</small>		255	✓	✓	✓	✓	-	-
ZZE 		256	✓	✓	-	-	-	✓
ZZER 		257	-	-	-	-	-	-
WS / WV		258	-	-	-	-	-	-

ITEM CODE		PAGE	Concrete	Full brick	Hollow brick	Hollow masonry	Drywall	Fiber cement	Cellular concrete	Metal supports
	adaptable 									
<b>6. Drywall and hollow fixing systems</b>										
DQ / DR		260			✓	✓	✓	-		-
BT		261			✓	✓	✓	-	-	-
HP		262	-	-		-	✓	-	-	-
HQ		264	-	-	-	-	-	-	-	-
TZ		265	✓	-	-	-	-	-	✓	-
HE / HF		266	-	-	-	-	✓	-	-	-
YZ / BD		268	✓	✓	✓	✓	-	-	-	-
YZB		268	-	-	-	-	-	-	-	-
BP 		270	-	-	-	-	-	-	-	✓
BPB 		270	-	-	-	-	-	-	-	-
DU / LC 		271	-	-	-	-	-	-	-	✓
VJ / VN 		272	-	-	-	-	✓	✓	-	-
CI 		273	-	-	-	-	-	-	-	✓
BJ		274	-	-	✓	-	✓	-	-	-
BK		276	-	-	✓	-	✓	-	-	-
HN		277	✓	-	-	-	-	-	-	-






ITEM CODE	PAGE	Wood supports
-----------	------	---------------

## 7. Woodpecker® - Wood Line

TT		280	✓
TTR01 / TTR50		282	-
TK		284	✓
TF		292	✓
TJ		296	✓
FT / FJ		302	✓
XP		304	✓
TM		306	✓
TL		309	✓
AAA / AAD		310	✓
BA01		312	✓
BA02 / BA03		313	-
AAC		314	✓
LD / LB		315	✓
IV / IX / IW / RN		316	-
EA / FU / GG		319	✓
LI / HJI / HWI JWI / FWI		321	✓
JN		322	✓
KT / KW		324	-
KY / KO		324	-
KS / KZ		326	-
TD / TA		328	-
TN / KJ / TE		330	-
TB / TBR		332	-
QBS / QBD <small>New</small>		333	-
MN / MO / MP MQ / MS / MT		334	-
NN / MU / MV / MW NA / NC / MZ / NE		335	-
TG / MK / TV TR / TU		338	-
TP / TQ		341	-
KIT woodpecker®		342	-
GH / JZ		344	✓
CY / CW		345	✓

ITEM CODE	PAGE	Rivet body						Mandrel	
		Natural aluminium	Painted aluminium	Zinc plated	A2 Stainless Steel	Copper	Copper anodized aluminium	Zinc plated	A2 Stainless Steel







































## 8. Rivets

RA00		348	✓	-	-	-	-	-	✓	-	-
RB		350	✓	-	-	-	-	-	✓	-	-
XU / XUL		351	✓	-	-	-	-	-	-	-	✓
RA		352	-	✓	-	-	-	-	✓	-	-
PRA		359	-	✓	-	-	-	-	✓	-	-
RA05		360	-	-	-	-	-	✓	✓	-	-
RD		361	-	-	-	-	✓	-	✓	-	-
RC		362	-	-	-	✓	-	-	-	✓	-
RJ		363	-	-	✓	-	-	-	✓	-	-
RV		364	✓	-	-	-	-	-	✓	-	-
RO		365	✓	✓	-	-	-	-	✓	-	-
YF / YH / YI / YO		366	-	-	-	-	-	-	-	-	-
YG / YJ / YL / YQ		367	-	-	-	-	-	-	-	-	-
YT / YTR		368	-	-	✓	-	-	-	-	-	-
YS		368	-	-	✓	-	-	-	-	-	-
YU		368	-	-	✓	-	-	-	-	-	-
DK / DKR		369	-	-	-	-	-	-	-	-	-
YX / YXR		370	-	-	-	-	-	-	-	-	-

ITEM CODE	PAGE	DIY	Mold-retardant	Suitable for building materials and wood	Suitable for glass	Indoor / Outdoor	Paintable	High temperature	Adhesive
-----------	------	-----	----------------	--	--------------------	------------------	-----------	------------------	----------

adaptable 

























































## 9. Sealants, Adhesives and Foams

VLU	CE		372	-	-	-	-	-	-	-
VM	CE		372		-	-	-	-	-	-
VU			373	-		-	-		-	
VRU <i>New</i>	CE		374	-					-	-
VR / VRF	CE		374	-					-	-
VPP / VPPS	CE		376	-			-			-
VQ	CE		376	-			-			-
VX			377							
VXV			377							
DH / WL WM			378	-	-	-	-	-	-	-
BAD / ZU / ZO ZK / ZV / ZW			379	-	-	-	-	-	-	-
BR			381	-	-	-	-		-	-
BRC			382	-	-	-	-		-	-
BRR			383	-	-	-	-		-	-
BS			383	-	-	-	-	-	-	-
BRP			383	-	-	-	-	-	-	-

ITEM CODE	PAGE	Concrete	Mattone Pieno/Forato	Hollow Masonry	Cellular Concrete
-----------	------	----------	----------------------	----------------	-------------------

























adaptable 

## 10. Cables and Hydraulic fixing systems

JK / JR		386	-	-	-	-
JKM / JRM		388	-	-	-	-
JM		389	-	-	-	-
JS		389	-	-	-	-
XD / XE XG / XH		390	-	-	-	-
XK		394	-	-	-	-
XQ / XR / XS		395	-	-	-	-
AS		396	-	-	-	-
BH / BI		397			-	-
DP		398				-
DO		398				-
JD / JG JH / JHA <i>New</i>		399	-	-	-	-
JE / JEB / JF		400	-	-	-	-
AM / ET / EU		401				
UK <i>New</i>		402				-
AV		403	-	-	-	-
ANR / ANW		404				
AO / AU / AP		405				
AI / EG		406				
CF / DL		409				
CL		410				



















ITEM CODE	PAGE
-----------	------

### 11. General fasteners

BF01		412
BF05		413
BF51		414
AQ		415
RL		416
NI		418
LT		419
CG / CGI		420
ZA		423
RQ		423
SR		423
AR / QT / QJ <small>New</small>		424
DJ / HC / TC <small>New</small>		424
PD / DJ / PE		426
CY / CW / CD		427
GT		428
GV		428
HB / LJ		429
BO / JO		430
BW / GH / JZ		432
PA / NJ		434
FQ		436
DB		436
LB		436

ITEM CODE	PAGE	Concrete / Brick	Marble / Stone	Granite	Iron	Hard steel / Alloys	Stainless Steel	Aluminium	Plastic
-----------	------	------------------	----------------	---------	------	---------------------	-----------------	-----------	---------

### 12. Fixing tools and accessories

EK		438				✓		✓	✓
EL		439				✓	✓	✓	✓
EM		440				✓	✓	✓	✓
EP		441				✓	✓	✓	✓
GQ		442				✓		✓	✓
ES		443	✓						
EN		444	✓	✓					
ER		444	✓	✓	✓				
EO - EOX		445	✓	✓					
EOX41		446							
FO / JJ		448							
FK / FN		448							
FL / RG		449							
FM / JB		449							
FP / JP		450							
GC		451							
GD		451							
GE		451							
GY		452							

PRODUCT DESCRIPTION	PAGE	Blister	Desk stand	Floor stand	Metallic wall stand	Accessories for metallic wall stand	Kit	Trade marketing (Sales Assistance)
<b>13. T-store® - Tecfi store</b>								
<b>13.1 - inBlister products</b>								
Blister - Roofing fixing systems 	466	✓						
Blister - Heavy duty fixing systems 	469	✓						
Blister - Windows and frames fixing systems 	473	✓						
Blister - Light fixing systems 	481	✓						
Blister - Drywall and hollow fixing systems 	486	✓						
Blister - Woodpecker® - Wood line 	489	✓						
Blister - Rivets 	497	✓						
Blister - Cables and Hydraulic fixing systems 	506	✓						
Blister - General fasteners 	511	✓						
KIT inBlister® 	524	✓		✓	✓		✓	
<b>13.2 - Metallic wall stand</b>								
Metallic wall stand 	536			✓	✓			
Accessories for metallic wall stand 	540					✓		
<b>13.3 - Merchandising</b>								
VZXC 	544		✓				✓	
KIT EOX41 	545		✓	✓			✓	
KIT BF 	546			✓			✓	
Display stand 	547							✓
Brochure 	548							✓
"Sale Point" Signboard 	548							✓



Legenda / Légende / Zeichenerklärung / Leyenda / Описание

Range

Gamme / Reihe / Categoría / Гамма

Section colour

Code de la famille / Familienkodex / Código de familia / Код группы изделий

Product image

Image du produit / Produktbild / Imagen del producto / Изображение изделия

Symbols (see below)

Symboles / Symbole / Símbolos / Символы

Certifications

Symboles / Symbole / Símbolos / Символы

TADS - Tecfi Anchor Design Software

Installation sequence

Informations pour la mise en oeuvre












Montagehinweise

Información para el montaje





Информация по монтажу

Item code	Screw size (D x L) (mm)	Weight (kg)	Min. hole diameter (mm)	Min. hole depth (mm)	Min. concrete strength (N/mm²)	Min. concrete thickness (mm)
Hex 10	HXE 01 06 060	0.04	6	25	10	100
Hex 12	HXE 01 08 060	0.06	8	25	10	100
Hex 16	HXE 01 12 060	0.12	12	25	10	100
Hex 20	HXE 01 16 060	0.20	16	25	10	100
Hex 25	HXE 01 20 060	0.30	20	25	10	100
Hex 30	HXE 01 25 060	0.40	25	25	10	100
Hex 36	HXE 01 30 060	0.50	30	25	10	100
Hex 42	HXE 01 36 060	0.60	36	25	10	100
Hex 48	HXE 01 42 060	0.70	42	25	10	100
Hex 54	HXE 01 48 060	0.80	48	25	10	100
Hex 60	HXE 01 54 060	0.90	54	25	10	100
Hex 66	HXE 01 60 060	1.00	60	25	10	100
Hex 72	HXE 01 66 060	1.10	66	25	10	100
Hex 78	HXE 01 72 060	1.20	72	25	10	100
Hex 84	HXE 01 78 060	1.30	78	25	10	100
Hex 90	HXE 01 84 060	1.40	84	25	10	100
Hex 96	HXE 01 90 060	1.50	90	25	10	100
Hex 102	HXE 01 96 060	1.60	96	25	10	100
Hex 108	HXE 01 102 060	1.70	102	25	10	100
Hex 114	HXE 01 108 060	1.80	108	25	10	100
Hex 120	HXE 01 114 060	1.90	114	25	10	100
Hex 126	HXE 01 120 060	2.00	120	25	10	100
Hex 132	HXE 01 126 060	2.10	126	25	10	100
Hex 138	HXE 01 132 060	2.20	132	25	10	100
Hex 144	HXE 01 138 060	2.30	138	25	10	100
Hex 150	HXE 01 144 060	2.40	144	25	10	100
Hex 156	HXE 01 150 060	2.50	150	25	10	100
Hex 162	HXE 01 156 060	2.60	162	25	10	100
Hex 168	HXE 01 162 060	2.70	168	25	10	100
Hex 174	HXE 01 168 060	2.80	174	25	10	100
Hex 180	HXE 01 174 060	2.90	180	25	10	100
Hex 186	HXE 01 180 060	3.00	186	25	10	100
Hex 192	HXE 01 186 060	3.10	192	25	10	100
Hex 198	HXE 01 192 060	3.20	198	25	10	100
Hex 204	HXE 01 198 060	3.30	204	25	10	100
Hex 210	HXE 01 204 060	3.40	210	25	10	100
Hex 216	HXE 01 210 060	3.50	216	25	10	100
Hex 222	HXE 01 216 060	3.60	222	25	10	100
Hex 228	HXE 01 222 060	3.70	228	25	10	100
Hex 234	HXE 01 228 060	3.80	234	25	10	100
Hex 240	HXE 01 234 060	3.90	240	25	10	100
Hex 246	HXE 01 240 060	4.00	246	25	10	100
Hex 252	HXE 01 246 060	4.10	252	25	10	100
Hex 258	HXE 01 252 060	4.20	258	25	10	100
Hex 264	HXE 01 258 060	4.30	264	25	10	100
Hex 270	HXE 01 264 060	4.40	270	25	10	100
Hex 276	HXE 01 270 060	4.50	276	25	10	100
Hex 282	HXE 01 276 060	4.60	282	25	10	100
Hex 288	HXE 01 282 060	4.70	288	25	10	100
Hex 294	HXE 01 288 060	4.80	294	25	10	100
Hex 300	HXE 01 294 060	4.90	300	25	10	100
Hex 306	HXE 01 300 060	5.00	306	25	10	100
Hex 312	HXE 01 306 060	5.10	312	25	10	100
Hex 318	HXE 01 312 060	5.20	318	25	10	100
Hex 324	HXE 01 318 060	5.30	324	25	10	100
Hex 330	HXE 01 324 060	5.40	330	25	10	100
Hex 336	HXE 01 330 060	5.50	336	25	10	100
Hex 342	HXE 01 336 060	5.60	342	25	10	100
Hex 348	HXE 01 342 060	5.70	348	25	10	100
Hex 354	HXE 01 348 060	5.80	354	25	10	100
Hex 360	HXE 01 354 060	5.90	360	25	10	100
Hex 366	HXE 01 360 060	6.00	366	25	10	100
Hex 372	HXE 01 366 060	6.10	372	25	10	100
Hex 378	HXE 01 372 060	6.20	378	25	10	100
Hex 384	HXE 01 378 060	6.30	384	25	10	100
Hex 390	HXE 01 384 060	6.40	390	25	10	100
Hex 396	HXE 01 390 060	6.50	396	25	10	100
Hex 402	HXE 01 396 060	6.60	402	25	10	100
Hex 408	HXE 01 402 060	6.70	408	25	10	100
Hex 414	HXE 01 408 060	6.80	414	25	10	100
Hex 420	HXE 01 414 060	6.90	420	25	10	100
Hex 426	HXE 01 420 060	7.00	426	25	10	100
Hex 432	HXE 01 426 060	7.10	432	25	10	100
Hex 438	HXE 01 432 060	7.20	438	25	10	100
Hex 444	HXE 01 438 060	7.30	444	25	10	100
Hex 450	HXE 01 444 060	7.40	450	25	10	100
Hex 456	HXE 01 450 060	7.50	456	25	10	100
Hex 462	HXE 01 456 060	7.60	462	25	10	100
Hex 468	HXE 01 462 060	7.70	468	25	10	100
Hex 474	HXE 01 468 060	7.80	474	25	10	100
Hex 480	HXE 01 474 060	7.90	480	25	10	100
Hex 486	HXE 01 480 060	8.00	486	25	10	100
Hex 492	HXE 01 486 060	8.10	492	25	10	100
Hex 498	HXE 01 492 060	8.20	498	25	10	100
Hex 504	HXE 01 498 060	8.30	504	25	10	100
Hex 510	HXE 01 504 060	8.40	510	25	10	100
Hex 516	HXE 01 510 060	8.50	516	25	10	100
Hex 522	HXE 01 516 060	8.60	522	25	10	100
Hex 528	HXE 01 522 060	8.70	528	25	10	100
Hex 534	HXE 01 528 060	8.80	534	25	10	100
Hex 540	HXE 01 534 060	8.90	540	25	10	100
Hex 546	HXE 01 540 060	9.00	546	25	10	100
Hex 552	HXE 01 546 060	9.10	552	25	10	100
Hex 558	HXE 01 552 060	9.20	558	25	10	100
Hex 564	HXE 01 558 060	9.30	564	25	10	100
Hex 570	HXE 01 564 060	9.40	570	25	10	100
Hex 576	HXE 01 570 060	9.50	576	25	10	100
Hex 582	HXE 01 576 060	9.60	582	25	10	100
Hex 588	HXE 01 582 060	9.70	588	25	10	100
Hex 594	HXE 01 588 060	9.80	594	25	10	100
Hex 600	HXE 01 594 060	9.90	600	25	10	100
Hex 606	HXE 01 600 060	10.00	606	25	10	100
Hex 612	HXE 01 606 060	10.10	612	25	10	100
Hex 618	HXE 01 612 060	10.20	618	25	10	100
Hex 624	HXE 01 618 060	10.30	624	25	10	100
Hex 630	HXE 01 624 060	10.40	630	25	10	100
Hex 636	HXE 01 630 060	10.50	636	25	10	100
Hex 642	HXE 01 636 060	10.60	642	25	10	100
Hex 648	HXE 01 642 060	10.70	648	25	10	100
Hex 654	HXE 01 648 060	10.80	654	25	10	100
Hex 660	HXE 01 654 060	10.90	660	25	10	100
Hex 666	HXE 01 660 060	11.00	666	25	10	100
Hex 672	HXE 01 666 060	11.10	672	25	10	100
Hex 678	HXE 01 672 060	11.20	678	25	10	100
Hex 684	HXE 01 678 060	11.30	684	25	10	100
Hex 690	HXE 01 684 060	11.40	690	25	10	100
Hex 696	HXE 01 690 060	11.50	696	25	10	100
Hex 702	HXE 01 696 060	11.60	702	25	10	100
Hex 708	HXE 01 702 060	11.70	708	25	10	100
Hex 714	HXE 01 708 060	11.80	714	25	10	100
Hex 720	HXE 01 714 060	11.90	720	25	10	100
Hex 726	HXE 01 720 060	12.00	726	25	10	100
Hex 732	HXE 01 726 060	12.10	732	25	10	100
Hex 738	HXE 01 732 060	12.20	738	25	10	100
Hex 744	HXE 01 738 060	12.30	744	25	10	100
Hex 750	HXE 01 744 060	12.40	750	25	10	100
Hex 756	HXE 01 750 060	12.50	756	25	10	100
Hex 762	HXE 01 756 060	12.60	762	25	10	100
Hex 768	HXE 01 762 060	12.70	768	25	10	100
Hex 774	HXE 01 768 060	12.80	774	25	10	100
Hex 780	HXE 01 774 060	12.90	780	25	10	100
Hex 786	HXE 01 780 060	13.00	786	25	10	100
Hex 792	HXE 01 786 060	13.10	792	25	10	100
Hex 798	HXE 01 792 060	13.20	798	25	10	100
Hex 804	HXE 01 798 060	13.30	804	25	10	100
Hex 810	HXE 01 804 060	13.40	810	25	10	100
Hex 816	HXE 01 810 060	13.50	816	25	10	100
Hex 822	HXE 01 816 060	13.60	822	25	10	100
Hex 828	HXE 01 822 060	13.70	828	25	10	100
Hex 834	HXE 01 828 060	13.80	834	25	10	100
Hex 840	HXE 01 834 060	13.90	840	25	10	100
Hex 846	HXE 01 840 060	14.00	846	25	10	100
Hex 852	HXE 01 846 060	14.10	852	25	10	100
Hex 858	HXE 01 852 060</					



	 HWH self tapping screw	<ul style="list-style-type: none"> <li> Vis autotaraudeuse tête hexagonale</li> <li> Sechskant-Blechschaube</li> <li> Tornillo autorroscante con cabeza hexagonal</li> <li> Шуруп-саморез с шестигранной головкой</li> </ul>	<b>34</b>
	 Bi-hexagonal head self tapping screws	<ul style="list-style-type: none"> <li> Vis autotaraudeuse tête polygonale</li> <li> Zwölfzahn-Blechschraben</li> <li> Tornillos autorroscantes con cabeza bihexagonal</li> <li> Шуруп-саморез с двенадцатигранной головкой</li> </ul>	<b>35</b>
	 HWH self drilling screws	<ul style="list-style-type: none"> <li> Vis autoperceuse tête hexagonale</li> <li> Sechskant-Bohrschrauben</li> <li> Tornillos autotaladrantes con cabeza hexagonal</li> <li> Самосверлящий шуруп с шестигранной головкой</li> </ul>	<b>38</b>
	 HWH wood screw, CE certified	<ul style="list-style-type: none"> <li> Vis à bois tête hexagonale</li> <li> Sechskant-Holzschraube</li> <li> Tornillo para madera con cabeza hexagonal</li> <li> Шуруп с шестигранной головкой</li> </ul>	<b>49</b>
	 Gutter/Tinsmith screws & plugs	<ul style="list-style-type: none"> <li> Vis pour ferblentiers et à tôle</li> <li> Spenglerschrauben und Dübel</li> <li> Tornillos y tacos para canalones</li> <li> Жестяничные шурупы и дюбели</li> </ul>	<b>58</b>
	 HWH concrete screw	<ul style="list-style-type: none"> <li> Vis à béton tête hexagonale</li> <li> Sechskant- Betonschraube</li> <li> Tornillo para hormigón con cabeza hexagonal</li> <li> Шуруп по бетону с шестигранной головкой</li> </ul>	<b>62</b>
	 Steel bars	<ul style="list-style-type: none"> <li> Tige filetée</li> <li> Gewindestangen</li> <li> Varillas</li> <li> резьбовой стержень</li> </ul>	<b>63</b>
	 PVC and EPDM gaskets for screws	<ul style="list-style-type: none"> <li> Rondelles en PVC et EPDM pour vis</li> <li> Scheiben aus PVC und EPDM für Schrauben</li> <li> Arandelas de PVC y EPDM para tornillos</li> <li> Шайбы из ПВХ и EPDM</li> </ul>	<b>65</b>
	 Rhomboidal gaskets	<ul style="list-style-type: none"> <li> Rondelles rhomboïdale</li> <li> Rhombusförmige Scheiben</li> <li> Arandelas romboidales</li> <li> Ромбoidalные прокладки</li> </ul>	<b>66</b>
	 Plastic cap for hexagonal head screws	<ul style="list-style-type: none"> <li> Capuchon pour vis tête hexagonale</li> <li> Kappe für Sechskant-Schrauben</li> <li> Tapón de PVC para tornillos cabeza hexagonal</li> <li> Маскировочный колпачок</li> </ul>	<b>67</b>
	 “Umbrella” EPDM gaskets (Ø25)	<ul style="list-style-type: none"> <li> Rondelles en EPDM en forme de parapluie (Ø25)</li> <li> Linsenscheiben aus EPDM (Ø25)</li> <li> Arandela a paraguas de EPDM (Ø25)</li> <li> Зонтик-шайбы (Ø25)</li> </ul>	<b>68</b>
	 EPDM bonded gaskets	<ul style="list-style-type: none"> <li> Rondelles avec garniture en EPDM</li> <li> Scheiben mit EPDM-Dichtung</li> <li> Arandelas con junta de EPDM</li> <li> Шайбы с EPDM</li> </ul>	<b>70</b>
	 Roofing caps	<ul style="list-style-type: none"> <li> Cavaliers</li> <li> Kalotten</li> <li> Arandelas grecadas</li> <li> Кровельные колпачки для металлопрофиля</li> </ul>	<b>72</b>
	 Rounded Caps	<ul style="list-style-type: none"> <li> Cavaliers rond</li> <li> Rundkalotten</li> <li> Arandelas curvas</li> <li> Кровельные колпачки для металлочерепицы</li> </ul>	<b>81</b>
	 Octagonal caps	<ul style="list-style-type: none"> <li> Rondelles octogonales</li> <li> Achtkant-Scheiben</li> <li> Arandelas octogonales</li> <li> Восьмигранные колпачки</li> </ul>	<b>82</b>
	 White large nylon gasket	<ul style="list-style-type: none"> <li> Rondelle large en nylon</li> <li> Breite Nylonscheibe</li> <li> Arandela ancha blanca de nylon</li> <li> Широкая нейлоновая шайба</li> </ul>	<b>83</b>
	 Wavy plastic sheet support	<ul style="list-style-type: none"> <li> Support pour tôles ondulées</li> <li> Auflage für Plastikwelleblätter</li> <li> Soporte de polipropileno para alas de plástico</li> <li> Полипропиленовый суппорт</li> </ul>	<b>83</b>

## Roofing fixing systems


-  Systèmes pour fixation de couvertures
-  Befestigungssysteme für Dachkonstruktionen
-  Sistemas para Fijaciones de Cubiertas
-  Кровельные крепежные системы



# AA 01

**Hexagonal flanged washer head with undercut self tapping screw, hardened, zinc plated**

- Vis autotaraudeuse tête hexagonale à rondelle intégrée, en acier cémenté, zinguée
- Sechskant-Blechschaube mit integrierter Unterlegscheibe, einsatzgehärtet, verzinkt
- Tornillo autorroscante, cabeza hexagonal arandela estampada rebordeada, acero cementado, cincado
- Оцинкованный шуруп-саморез с шестигранной головкой со скошенным буртом из закаленной стали



10



CrVI Free

Item code	Size Ø x L / L1 (mm)	Pcs. per box	Pcs. per carton
AA 01 06 016	6,3 x 16	200	2.000
AA 01 06 020	6,3 x 20	200	2.000
AA 01 06 025	6,3 x 25	200	2.000
AA 01 06 030	6,3 x 30	200	2.000
AA 01 06 035	6,3 x 35	200	2.000
AA 01 06 040	6,3 x 40	200	1.000
AA 01 06 050	6,3 x 50	200	1.000
AA 01 06 060	6,3 x 60	100	1.000
AA 01 06 065	6,3 x 65	100	1.000
AA 01 06 070	6,3 x 70	100	1.000
AA 01 06 080	6,3 x 80	100	1.000
AA 01 06 090	6,3 x 90 / 80	100	500
AA 01 06 100	6,3 x 100 / 80	100	500
AA 01 06 110	6,3 x 110 / 80	100	500
AA 01 06 120	6,3 x 120 / 80	100	500
AA 01 06 130	6,3 x 130 / 80	100	500
AA 01 06 140	6,3 x 140 / 80	100	500
AA 01 06 150	6,3 x 150 / 80	100	500
AA 01 06 160	6,3 x 160 / 80	100	500
AA 01 06 170	6,3 x 170 / 80	100	500
AA 01 06 180	6,3 x 180 / 80	100	500
AA 01 06 200	6,3 x 200 / 80	100	500
AA 01 06 220	6,3 x 220 / 80	50	250
AA 01 06 240	6,3 x 240 / 80	50	250

Available on request assembled with / Disponible sur demande assemblée avec / Auf Anfrage montiert mit / Disponible a solicitud montado con / Также в наличии собраны со следующими аксессуарами



**EPDM Umbrella gasket (see from page: 68)**

Rondelle en forme de parapluie / Linsenscheibe / Arandela a paraguas / Зонтик-шайба

Item Code: FI-RZ-NF-CX-FIM-NFM-CXM



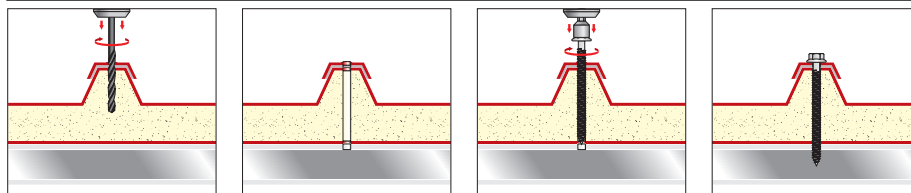
**Metal EPDM bonded washer (see from page: 70)**

Rondelle métallique avec garniture en EPDM / Stahlscheibe mit EPDM

Dichtung / Arandela metálica con junta de EPDM / Металлическая шайба с уплотнением из вулканизированного EPDM

Item Code: CB-DV

Installation sequence / Instructions de mise en oeuvre / Setzanweisung / Secuencia de instalación / Порядок монтажа



For roofing fixing on steel support; pre-drill is required.

Technical Data Sheet



Pre-drill holes, see pages p. 84


Trous de préparation, voir page p. 84

Vorbereitungslocher, siehe Seite p. 84

Pretaladros, consulte pág. p. 84

Предварительное сверление, см. п. 84

Box / Boîte / Verpackung  
Caja / Упаковка





# GB

Until stockout  
 Jusqu'à épuisement de stocks  
 Solange der Vorrat reicht  
 Hasta agotar existencias  
 до окончания стока

## Nylon 12 points flanged head (bihexagonal head) self tapping screw, hardened, zinc plated


Vis autotaraudeuse tête polygonale en nylon, en acier cémenté, zinguée

Zwölfzahn Blechschraube mit Nylonkopf, einsetzgehärtet, verzinkt

Tornillo autorroscante, cabeza bihexagonal de nylon, acero cementado, cincado

Оцинкованный шуруп-саморез с нейлоновой двенадцатигранной головкой со скошенным буртом из закаленной стали

### GB 01 RAL 9002 grey white / Finition blanc-gris / Grau-weisses Finish / Acabado Blanco Grisáceo / Серо-Белый



Tools for driving, please see section "Tools and accessories"

11




Yellow zinc plated until stockout

Zingué jaune jusqu'à épuisement de stock  
 Gelb verzinkt solange der Vorrat reicht  
 Bicromatado hasta agotar existencias  
 Желтый цвет до окончания стока

Item code	Size Ø x L / L1 (mm)	Pcs. per box	Pcs. per carton
GB 01 06 100	6,3 x 100 / 80	100	1.000
GB 01 06 110	6,3 x 110 / 80	100	1.000
GB 01 06 120	6,3 x 120 / 80	100	1.000
GB 01 06 130	6,3 x 130 / 80	100	1.000
GB 01 06 150	6,3 x 150 / 80	50	500
GB 01 06 170	6,3 x 170 / 80	50	500

### GB 02 RAL 8017 chocolate brown / Finition marron-foncée / Schokoladenbraunes Finish / Acabado Marrón Oscuro / Коричневый Шоколад



Tools for driving, please see section "Tools and accessories"

11




Yellow zinc plated until stockout

Zingué jaune jusqu'à épuisement de stock  
 Gelb verzinkt solange der Vorrat reicht  
 Bicromatado hasta agotar existencias  
 Желтый цвет до окончания стока

Item code	Size Ø x L / L1 (mm)	Pcs. per box	Pcs. per carton
GB 02 06 020	6,3 x 20	200	2.000
GB 02 06 030	6,3 x 30	200	2.000
GB 02 06 040	6,3 x 40	200	2.000
GB 02 06 060	6,3 x 60	100	1.000
GB 02 06 080	6,3 x 80	100	1.000
GB 02 06 100	6,3 x 100 / 80	100	1.000
GB 02 06 110	6,3 x 110 / 80	100	1.000
GB 02 06 120	6,3 x 120 / 80	100	1.000
GB 02 06 130	6,3 x 130 / 80	100	1.000
GB 02 06 150	6,3 x 150 / 80	50	500
GB 02 06 170	6,3 x 170 / 80	50	500

### GB 03 RAL 3009 oxide red / Finition rouge Oxyde / Oxidrottes Finish / Acabado Rojo Óxido / Красная Окись



Tools for driving, please see section "Tools and accessories"

11

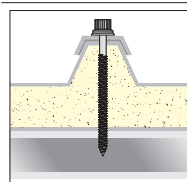


Yellow zinc plated until stockout

Zingué jaune jusqu'à épuisement de stock  
 Gelb verzinkt solange der Vorrat reicht  
 Bicromatado hasta agotar existencias  
 Желтый цвет до окончания стока

Item code	Size Ø x L / L1 (mm)	Pcs. per box	Pcs. per carton
GB 03 06 020	6,3 x 20	200	2.000
GB 03 06 030	6,3 x 30	200	2.000
GB 03 06 040	6,3 x 40	200	2.000
GB 03 06 060	6,3 x 60	100	1.000
GB 03 06 080	6,3 x 80	100	1.000
GB 03 06 100	6,3 x 100 / 80	100	1.000
GB 03 06 110	6,3 x 110 / 80	100	1.000
GB 03 06 120	6,3 x 120 / 80	100	1.000
GB 03 06 130	6,3 x 130 / 80	100	1.000
GB 03 06 150	6,3 x 150 / 80	50	500
GB 03 06 170	6,3 x 170 / 80	50	500

#### Usage / Utilisation / Benutzung / Uso / Применение



For roofing fixing on steel support; pre-drill is required.

Pre-drill holes, see p. 84


Trous de préparation, voir p. 84

Vorbereitungslocher, siehe Seite p. 84

Pretaladros, consulte p. 84

Предварительное сверление, см. p. 84










#### Box / Boîte / Verpackung / Caja / Упаковка



# All Tecfi Roofing fixings you've always used are now with ETA-CE Certification

SD01 AB01 KD01 KD02 KD03 KD04 AB04 TX01 BIM02

Drilling capacity:

6 mm	8 mm	8 mm	8 mm	8 mm	8 mm	8 mm	12 mm	8 mm	6 mm
									
20 ÷ 240 mm	20 ÷ 300 mm	20 ÷ 160 mm Painted Head	20 ÷ 160 mm Painted Head	20 ÷ 160 mm Painted Head	30 ÷ 180 mm Painted Head	40 ÷ 240 mm	20 ÷ 200 mm A2 stainless steel head	26 ÷ 200 mm BIMETAL	





A very large range of Tecfi **screws and accessories** for sandwich panels and general roofing fixings, now with the information and the safety of a **European Technical Assessment**

The actual provisions of many European Countries building codes require that materials and products, intended to be used in the construction, should be:

- identified by the manufacturer;
- qualified under the responsibility of the manufacturer;
- accepted by the Construction Site Engineer through the identification and qualification documents.

#### The roofing fixing systems

*"For any construction product covered by a harmonised standard, or for which a European Technical Assessment has been issued, the CE marking shall be the only marking which attests conformity of the construction product with the declared performance in relation to the essential characteristics, covered by that harmonised standard or by the European Technical Assessment."*

(CPR - clause 3 art. 8)

Such products should be identified and accepted by the Construction Site Engineer through the Declaration of Performance (DoP) issued by the manufacturer.

Tecfi S.p.A. is the first Italian Company that achieved the European Technical Assessment on the majority of its roofing fixing systems (screws and accessories) for metal base materials. Most of Tecfi Roofing fixings you've always used are now with ETA-CE Certification, in compliance with the actual provisions of EAD330047-01-0602 and the CPR.

Accessories covered by European Technical Assessment, if installed with Tecfi ETA-CE screws.




You  
Tube





# SD 01

- Hexagonal flat washer head with undercut self drilling screw (drilling capacity 6 mm), hardened, zinc plated, ETA-CE certified**
- Vis autoperceuse tête hexagonale (capacité de perçage 6 mm) à rondelle intégrée, en acier cémenté, zinguée, certification ETA-CE
- Sechskant-Bohrschraube (Bohrleistung 6 mm), mit integrierter Unterlegscheibe, einseitig gehärtet, verzinkt, mit ETA-CE Zulassung
- Tornillo autotaladrante (capacidad de taladro 6 mm), cabeza hexagonal arandela estampada, acero cementado, cincado, Homologado ETA-CE
- Оцинкованный самосверлящий шуруп (толщина просверливаемого материала 6 мм) с шестигранной головкой с цилиндрическим буртом из закаленной стали, с сертификатом ETA-CE



10

Max 6 mm  
Min 2 mm

1000-1800



CrVI Free

inBlister\*  
466European Technical Assessment  
EAD 330047-01-0602

DoP



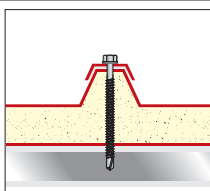
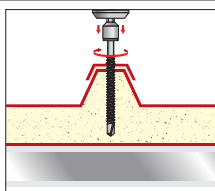
Item code	Size Ø x L / L <sub>1</sub> (mm)	T <sub>fix</sub> (Fixture thickness)		Pcs. per box	Pcs. per carton
		min	max*		
SD 01 63 020	6,3 x 20	0,5	4 - t <sub>II</sub>	200	2.000
SD 01 63 025	6,3 x 25	0,5	9 - t <sub>II</sub>	200	2.000
SD 01 63 030	6,3 x 30	0,5	14 - t <sub>II</sub>	200	2.000
SD 01 63 035	6,3 x 35	0,5	19 - t <sub>II</sub>	200	2.000
SD 01 63 040	6,3 x 40	0,5	24 - t <sub>II</sub>	200	2.000
SD 01 63 050	6,3 x 50	0,5	34 - t <sub>II</sub>	200	1.000
SD 01 63 060	6,3 x 60	0,5	44 - t <sub>II</sub>	100	1.000
SD 01 63 065	6,3 x 65 / 60	10	49 - t <sub>II</sub>	100	1.000
SD 01 63 070	6,3 x 70 / 60	15	54 - t <sub>II</sub>	100	1.000
SD 01 63 080	6,3 x 80 / 60	25	64 - t <sub>II</sub>	100	1.000
SD 01 63 090	6,3 x 90 / 70	25	74 - t <sub>II</sub>	100	1.000
SD 01 63 100	6,3 x 100 / 70	35	84 - t <sub>II</sub>	100	500
SD 01 63 110	6,3 x 110 / 70	45	94 - t <sub>II</sub>	100	500
SD 01 63 120	6,3 x 120 / 70	55	104 - t <sub>II</sub>	100	500
SD 01 63 130	6,3 x 130 / 70	65	114 - t <sub>II</sub>	100	500
SD 01 63 140	6,3 x 140 / 70	75	124 - t <sub>II</sub>	100	500
SD 01 63 150	6,3 x 150 / 70	85	134 - t <sub>II</sub>	100	500
SD 01 63 160	6,3 x 160 / 70	95	144 - t <sub>II</sub>	100	500
SD 01 63 180	6,3 x 180 / 70	115	164 - t <sub>II</sub>	100	500
SD 01 63 200	6,3 x 200 / 70	135	184 - t <sub>II</sub>	100	500
SD 01 63 220	6,3 x 220 / 70	155	204 - t <sub>II</sub>	50	250
SD 01 63 240	6,3 x 240 / 70	175	224 - t <sub>II</sub>	50	250

\* t<sub>II</sub> = thickness of the steel sheet to be drilled / s = épaisseur de la pièce en acier à fixer / s = Dicke des Metallanbauteils wo man befestigt / s = grosor del soporte de metal a fijar / s = толщина закрепляемого металла

**ETA-CE Certified item** / Agrément technique européen ETA-CE / ETA-CE Zulassung / Homologación ETA-CE / Сертификация ETA-CE


**Fire Reaction A1** / Réaction au feu A1 / Brandverhalten A1 / Reacción al fuego A1 / Реакция на огонь A1

Installation sequence / Instructions de mise en oeuvre / Setzanweisung / Secuencia de instalación / Порядок монтажа



For roofing fixing on steel support without predrill (max 6 mm).

Box / Boîte / Verpackung  
Caja / Упаковка







# SDF 04 - SDC 01

- Hexagonal flat washer head with undercut self drilling screw (drilling capacity 6 mm), hardened, zinc plated, ETA-CE certified
- Vis autoperceuse tête hexagonale (capacité de perçage 6 mm) à rondelle intégrée, en acier cémenté, zinguée, certification ETA-CE
- Sechskant-Bohrschraube (Bohrleistung 6 mm), mit integrierter Unterlegscheibe, einsatzgehärtet, verzinkt, mit ETA-CE Zulassung
- Tornillo autotaladrante (capacidad de taladro 6 mm), cabeza hexagonal arandela estampada, acero cementado, cincado, Homologado ETA-CE
- Оцинкованный самосверлящий шуруп (толщина просверливаемого материала 6 мм) с шестигранной головкой с цилиндрическим буртом из закаленной стали, с сертификатом ETA-CE

## SDF 04 assembled with EPDM umbrella gasket (Ø 25) with A2 (AISI 304) stainless steel washer (Ø 24)

assemblée avec rondelle en EPDM en forme de parapluie (Ø 25) avec rondelle en acier Inox A2 (Ø 24) / mit Linsenscheibe aus EPDM (Ø 25) und edelstahlscheibe auf INOX A2 (Ø 24) montiert / montado con arandela a paraguas de EPDM (Ø 25) y arandela de acero Inoxidable A2 (AISI 304 - Ø 24) / в комплекте с Зонтик-шайбой из EPDM (Ø 25) с прокладкой из нерж. Стали A2 (Ø 24)



10

Max 6 mm  
Min 2 mm

1000-1800



CrVI Free

European Technical Assessment  
EAD 330047-01-0602

DoP



Item code	Size Ø x L / L1 (mm)	Tfix (Fixture thickness)		Pcs. per box	Pcs. per carton
		min	max*		
SDF 04 63 035	6,3 x 35	0,5	9 - t <sub>II</sub>	100	1.000
SDF 04 63 040	6,3 x 40	0,5	14 - t <sub>II</sub>	100	1.000
SDF 04 63 050	6,3 x 50	0,5	24 - t <sub>II</sub>	100	1.000
SDF 04 63 060	6,3 x 60	0,5	34 - t <sub>II</sub>	100	1.000
SDF 04 63 065	6,3 x 65 / 60	10	39 - t <sub>II</sub>	100	500
SDF 04 63 070	6,3 x 70 / 60	15	44 - t <sub>II</sub>	100	500
SDF 04 63 080	6,3 x 80 / 60	25	54 - t <sub>II</sub>	100	500
SDF 04 63 090	6,3 x 90 / 70	25	64 - t <sub>II</sub>	100	500
SDF 04 63 100	6,3 x 100 / 70	35	74 - t <sub>II</sub>	50	500
SDF 04 63 110	6,3 x 110 / 70	45	84 - t <sub>II</sub>	50	500
SDF 04 63 120	6,3 x 120 / 70	55	94 - t <sub>II</sub>	50	500
SDF 04 63 130	6,3 x 130 / 70	65	104 - t <sub>II</sub>	50	500
SDF 04 63 140	6,3 x 140 / 70	75	114 - t <sub>II</sub>	50	500
SDF 04 63 150	6,3 x 150 / 70	85	124 - t <sub>II</sub>	50	500


\* t<sub>II</sub> = thickness of the steel sheet to be drilled / s = épaisseur de la pièce en acier à fixer / s = Dicke des Metallanbauteils wo man befestigt / s = grosor del soporte de metal a fijar / s = толщина закрепляемого металла

ETA-CE Certified item / Agrément technique européen ETA-CE / ETA-CE Zulassung / Homologación ETA-CE / Сертификация ETA-CE

Fire Reaction A1 (metal part only) / Réaction au feu A1, uniquement pour la partie en métal / Feuerreaktion nur Metallteil  
Reacción al fuego solo para la parte metálica / Реакция на огонь A1, только металлическая часть

## SDC 01 assembled with pre-galvanized steel / EPDM bonded washer (gasket) Ø6,7 x 16

assemblée avec rondelle métallique avec garniture en EPDM vulcanisée Ø6,7 x 16 / mit Stahlscheibe mit EPDM Dichtung montiert Ø6,7 x 16 / montado con arandela de acero cincado con junta de EPDM Ø6,7 x 16 / в комплекте с металлической шайбой с уплотнением из EPDM Ø6,7 x 16



10

Max 6 mm  
Min 2 mm

1000-1800



CrVI Free

European Technical Assessment  
EAD 330047-01-0602

DoP



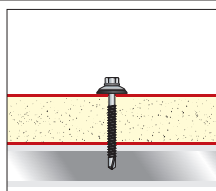
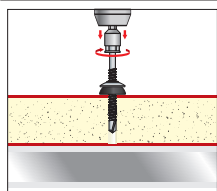
Item code	Size Ø x L / L1 (mm)	Tfix (Fixture thickness)		Pcs. per box	Pcs. per carton
		min	max*		
SDC 01 16 020	6,3 x 20	0,5	3 - t <sub>II</sub>	200	2.000
SDC 01 16 025	6,3 x 25	0,5	8 - t <sub>II</sub>	200	2.000
SDC 01 16 030	6,3 x 30	0,5	13 - t <sub>II</sub>	200	2.000
SDC 01 16 035	6,3 x 35	0,5	18 - t <sub>II</sub>	200	1.000
SDC 01 16 040	6,3 x 40	0,5	23 - t <sub>II</sub>	200	1.000
SDC 01 16 050	6,3 x 50	0,5	33 - t <sub>II</sub>	200	1.000
SDC 01 16 060	6,3 x 60	0,5	43 - t <sub>II</sub>	100	1.000
SDC 01 16 065	6,3 x 65 / 60	10	48 - t <sub>II</sub>	100	1.000
SDC 01 16 070	6,3 x 70 / 60	15	53 - t <sub>II</sub>	100	1.000
SDC 01 16 080	6,3 x 80 / 60	25	63 - t <sub>II</sub>	100	1.000
SDC 01 16 090	6,3 x 90 / 70	25	73 - t <sub>II</sub>	100	500
SDC 01 16 100	6,3 x 100 / 70	35	83 - t <sub>II</sub>	100	500
SDC 01 16 110	6,3 x 110 / 70	45	93 - t <sub>II</sub>	100	500
SDC 01 16 120	6,3 x 120 / 70	55	103 - t <sub>II</sub>	100	500
SDC 01 16 130	6,3 x 130 / 70	65	113 - t <sub>II</sub>	100	500
SDC 01 16 140	6,3 x 140 / 70	75	123 - t <sub>II</sub>	100	500
SDC 01 16 150	6,3 x 150 / 70	85	133 - t <sub>II</sub>	100	500

\* t<sub>II</sub> = thickness of the steel sheet to be drilled / s = épaisseur de la pièce en acier à fixer / s = Dicke des Metallanbauteils wo man befestigt / s = grosor del soporte de metal a fijar / s = толщина закрепляемого металла

ETA-CE Certified item / Agrément technique européen ETA-CE / ETA-CE Zulassung / Homologación ETA-CE / Сертификация ETA-CE


Fire Reaction A1 (metal part only) / Réaction au feu A1, uniquement pour la partie en métal / Feuerreaktion nur Metallteil  
Reacción al fuego solo para la parte metálica / Реакция на огонь A1, только металлическая часть

### Installation sequence / Instructions de mise en oeuvre / Setzanweisung / Secuencia de instalación / Порядок монтажа



For roofing fixing on steel support without predrill (max 6 mm).

Box / Boîte / Verpackung  
Caja / Упаковка





# AB

## Hexagonal flat washer head with undercut self drilling screw, hardened, zinc plated, ETA-CE certified

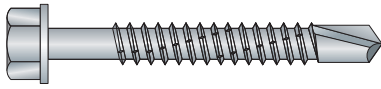
Vis autoperceuse tête hexagonale à rondelle intégrée, en acier cémenté, zinguée, certification ETA-CE

Sechskant-Bohrschraube mit integrierter Unterlegscheibe, einsatzgehärtet, verzinkt, mit ETA-CE Zulassung

Tornillo autotaladrante, cabeza hexagonal arandela estampada, acero cementado, cincado, Homologado ETA-CE

Оцинкованный самосверлящий шуруп с шестигранной головкой с цилиндрическим буртом из закаленной стали, с сертификатом ETA-CE

**AB 0106** Diameter 6,3 - drilling capacity: 8 mm - ETA-CE CERTIFIED



10

Max 8 mm  
Min 2 mm1000-1800  
rpm

CrVI Free



European Technical Assessment  
EAD 330047-01-0602

DoP



Description / Description / Beschreibung / Descripción / Описание

- Across flats: 10
- Pre-drill is not required
- Drilling capacity: 8 mm
- Minimum thickness of the base metal support: 2 mm
- Drilling speed: 1000 ÷ 1800 rpm


Item code	Size Ø x L / L <sub>1</sub> (mm)	T <sub>fix</sub> (Fixture thickness)		Pcs. per box	Pcs. per carton
		min	max*		
AB 01 06 020	6,3 x 20	0,5	6 - t <sub>II</sub>	200	2.000
AB 01 06 025	6,3 x 25	0,5	11 - t <sub>II</sub>	200	2.000
AB 01 06 030	6,3 x 30	0,5	16 - t <sub>II</sub>	200	2.000
AB 01 06 035	6,3 x 35	0,5	21 - t <sub>II</sub>	200	2.000
AB 01 06 040	6,3 x 40	0,5	26 - t <sub>II</sub>	200	2.000
AB 01 06 050	6,3 x 50	0,5	36 - t <sub>II</sub>	200	1.000
AB 01 06 060	6,3 x 60	0,5	46 - t <sub>II</sub>	100	1.000
AB 01 06 070	6,3 x 70 / 60	15	56 - t <sub>II</sub>	100	1.000
AB 01 06 080	6,3 x 80 / 60	25	66 - t <sub>II</sub>	100	1.000
AB 01 06 090	6,3 x 90 / 70	25	76 - t <sub>II</sub>	100	1.000
AB 01 06 100	6,3 x 100 / 70	35	86 - t <sub>II</sub>	100	500
AB 01 06 110	6,3 x 110 / 70	45	96 - t <sub>II</sub>	100	500
AB 01 06 120	6,3 x 120 / 70	55	106 - t <sub>II</sub>	100	500
AB 01 06 130	6,3 x 130 / 70	65	116 - t <sub>II</sub>	100	500
AB 01 06 140	6,3 x 140 / 70	75	126 - t <sub>II</sub>	100	500
AB 01 06 150	6,3 x 150 / 70	85	136 - t <sub>II</sub>	100	500
AB 01 06 160	6,3 x 160 / 70	95	146 - t <sub>II</sub>	100	500
AB 01 06 180	6,3 x 180 / 70	115	166 - t <sub>II</sub>	100	500
AB 01 06 200	6,3 x 200 / 70	135	186 - t <sub>II</sub>	100	500
AB 01 06 220	6,3 x 220 / 70	155	206 - t <sub>II</sub>	50	250
AB 01 06 240	6,3 x 240 / 70	175	226 - t <sub>II</sub>	50	250
AB 01 06 260	6,3 x 260 / 70	195	246 - t <sub>II</sub>	50	200
AB 01 06 280	6,3 x 280 / 70	215	266 - t <sub>II</sub>	50	200
AB 01 06 300	6,3 x 300 / 70	235	286 - t <sub>II</sub>	50	200

\* t<sub>II</sub> = thickness of the steel sheet to be drilled / s = épaisseur de la pièce en acier à fixer / s = Dicke des Metalleinbauteils wo man befestigt / s = grosor del soporte de metal a fijar / s = толщина закрепляемого металла

ETA-CE Certified item / Agrément technique européen ETA-CE / ETA-CE Zulassung / Homologación ETA-CE / Сертификация ETA-CE

Fire Reaction A1 / Réaction au feu A1 / Brandverhalten A1 / Reacción al fuego A1 / Реакция на огонь A1

**AB 04** Diameter 6,3 - drilling capacity: 12 mm - ETA-CE CERTIFIED



10

Max 12 mm  
Min 3 mm1000-1800  
rpm

CrVI Free



European Technical Assessment  
EAD 330047-01-0602

DoP



Description / Description / Beschreibung / Descripción / Описание

- Across flats: 10
- Pre-drill is not required
- Drilling capacity: 12 mm
- Minimum thickness of the base metal support: 3 mm
- Drilling speed: 1000 ÷ 1800 rpm

Item code	Size Ø x L / L <sub>1</sub> (mm)	T <sub>fix</sub> (Fixture thickness)		Pcs. per box	Pcs. per carton
		min	max*		
AB 04 63 040	6,3 x 40	0,5	19 - t <sub>II</sub>	200	2.000
AB 04 63 060	6,3 x 60	0,5	39 - t <sub>II</sub>	100	1.000
AB 04 63 080	6,3 x 80	0,5	59 - t <sub>II</sub>	100	1.000
AB 04 63 110	6,3 x 110 / 80	35	89 - t <sub>II</sub>	100	1.000
AB 04 63 120	6,3 x 120 / 80	45	99 - t <sub>II</sub>	100	1.000
AB 04 63 130	6,3 x 130 / 80	55	109 - t <sub>II</sub>	100	1.000
AB 04 63 150	6,3 x 150 / 80	75	129 - t <sub>II</sub>	100	500
AB 04 63 160	6,3 x 160 / 80	85	139 - t <sub>II</sub>	100	500
AB 04 63 180	6,3 x 180 / 80	105	159 - t <sub>II</sub>	100	500
AB 04 63 200	6,3 x 200 / 80	125	179 - t <sub>II</sub>	100	500
AB 04 63 220	6,3 x 220 / 80	145	199 - t <sub>II</sub>	100	500
AB 04 63 240	6,3 x 240 / 80	165	219 - t <sub>II</sub>	100	500

\* t<sub>II</sub> = thickness of the steel sheet to be drilled / s = épaisseur de la pièce en acier à fixer / s = Dicke des Metalleinbauteils wo man befestigt / s = grosor del soporte de metal a fijar / s = толщина закрепляемого металла

ETA-CE Certified item / Agrément technique européen ETA-CE / ETA-CE Zulassung / Homologación ETA-CE / Сертификация ETA-CE

Fire Reaction A1 / Réaction au feu A1 / Brandverhalten A1 / Reacción al fuego A1 / Реакция на огонь A1



# AB

## Hexagonal flat washer head with undercut self drilling screw, hardened, zinc plated


Vis autoperceuse tête hexagonale à rondelle intégrée, en acier cémenté, zinguée

Sechskant-Bohrschraube mit integrierter Unterlegscheibe, einsatzgehärtet, verzinkt

Tornillo autotaladrante, cabeza hexagonal arandela estampada, acero cementado, cincado

Оцинкованный самосверлящий шуруп с шестигранной головкой с цилиндрическим буртом из закаленной стали

### AB 0155 Diameter 5,5 - drilling capacity: 5 mm



8

Max 5 mm  
Min 1,75 mm1000-1800  
rpmCrVI Free  
since 2001inBlister\*  
466

Description / Description / Beschreibung / Descripción /  
Описание

- Across flats: 8
- Pre-drill is not required
- Drilling capacity: 5 mm
- Minimum thickness of the base metal support: 2 mm
- Drilling speed: 1000 ÷ 1800 rpm


Technical  
Data Sheet



Item code	Size Ø x L / L <sub>1</sub> (mm)	T <sub>fix</sub> (Fixture thickness)		Pcs. per box	Pcs. per carton
		min	max*		
AB 01 55 016	5,5 x 16	0,5	6 - t <sub>II</sub>	500	5.000
in AB 01 55 019	5,5 x 19	0,5	9 - t <sub>II</sub>	500	5.000
AB 01 55 022	5,5 x 22	0,5	12 - t <sub>II</sub>	200	2.000
in AB 01 55 025	5,5 x 25	0,5	15 - t <sub>II</sub>	200	2.000
in AB 01 55 032	5,5 x 32	0,5	22 - t <sub>II</sub>	200	2.000
AB 01 55 038	5,5 x 38	0,5	28 - t <sub>II</sub>	200	2.000
AB 01 55 045	5,5 x 45	0,5	35 - t <sub>II</sub>	200	2.000
in AB 01 55 050	5,5 x 50	0,5	40 - t <sub>II</sub>	200	2.000
AB 01 55 060	5,5 x 60	0,5	50 - t <sub>II</sub>	100	1.000
AB 01 55 070	5,5 x 70 / 60	15	60 - t <sub>II</sub>	100	1.000
AB 01 55 080	5,5 x 80 / 60	25	70 - t <sub>II</sub>	100	1.000
AB 01 55 100	5,5 x 100 / 70	35	90 - t <sub>II</sub>	100	1.000

\* t<sub>II</sub> = thickness of the steel sheet to be drilled / s = épaisseur de la pièce en acier à fixer / s = Dicke des Metallanbauteils  
wo man befestigt / s = grosor del soporte de metal a fijar / s = толщина закрепляемого металла

### AB 02 Diameter 4,8 - drilling capacity: 4 mm



8

Max 4 mm  
Min 1,75 mm1800-2500  
rpmCrVI Free  
since 2001inBlister\*  
466

Description / Description / Beschreibung / Descripción /  
Описание

- Across flats: 8
- Pre-drill is not required
- Drilling capacity: 4 mm
- Minimum thickness of the base metal support: 1,5 mm
- Drilling speed: 1800 ÷ 2500 rpm


Technical  
Data Sheet



Item code	Size Ø x L / L <sub>1</sub> (mm)	T <sub>fix</sub> (Fixture thickness)		Pcs. per box	Pcs. per carton
		min	max*		
AB 02 04 013	4,8 x 13	0,5	4 - t <sub>II</sub>	500	5.000
in AB 02 04 016	4,8 x 16	0,5	7 - t <sub>II</sub>	500	5.000
in AB 02 04 019	4,8 x 19	0,5	10 - t <sub>II</sub>	500	5.000
AB 02 04 022	4,8 x 22	0,5	13 - t <sub>II</sub>	200	2.000
in AB 02 04 025	4,8 x 25	0,5	16 - t <sub>II</sub>	200	2.000
in AB 02 04 032	4,8 x 32	0,5	23 - t <sub>II</sub>	200	2.000
in AB 02 04 038	4,8 x 38	0,5	29 - t <sub>II</sub>	200	2.000
AB 02 04 045	4,8 x 45	0,5	36 - t <sub>II</sub>	200	2.000
AB 02 04 050	4,8 x 50	0,5	41 - t <sub>II</sub>	200	2.000
AB 02 04 060	4,8 x 60	0,5	51 - t <sub>II</sub>	100	1.000
AB 02 04 070	4,8 x 70 / 60	15	61 - t <sub>II</sub>	100	1.000

\* t<sub>II</sub> = thickness of the steel sheet to be drilled / s = épaisseur de la pièce en acier à fixer / s = Dicke des Metallanbauteils  
wo man befestigt / s = grosor del soporte de metal a fijar / s = толщина закрепляемого металла

### AB 03 Diameter 4,2 - drilling capacity: 3 mm



7

Max 3 mm  
Min 1,75 mm1800-2500  
rpmCrVI Free  
since 2001inBlister\*  
466

Description / Description / Beschreibung / Descripción /  
Описание

- Across flats: 7
- Pre-drill is not required
- Drilling capacity: 3 mm
- Minimum thickness of the base metal support: 1,75 mm
- Drilling speed: 1800 ÷ 2500 rpm

Item code	Size Ø x L (mm)	T <sub>fix</sub> (Fixture thickness)		Pcs. per box	Pcs. per carton
		min	max*		
in AB 03 42 013	4,2 x 13	0,5	4 - t <sub>II</sub>	500	5.000
AB 03 42 016	4,2 x 16	0,5	7 - t <sub>II</sub>	500	5.000
in AB 03 42 019	4,2 x 19	0,5	10 - t <sub>II</sub>	500	5.000
AB 03 42 022	4,2 x 22	0,5	13 - t <sub>II</sub>	500	5.000
in AB 03 42 025	4,2 x 25	0,5	16 - t <sub>II</sub>	500	5.000
in AB 03 42 032	4,2 x 32	0,5	23 - t <sub>II</sub>	500	5.000
AB 03 42 038	4,2 x 38	0,5	29 - t <sub>II</sub>	200	2.000

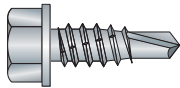
\* t<sub>II</sub> = thickness of the steel sheet to be drilled / s = épaisseur de la pièce en acier à fixer / s = Dicke des Metallanbauteils  
wo man befestigt / s = grosor del soporte de metal a fijar / s = толщина закрепляемого металла



# AB 06

## Hexagonal flat washer head with undercut self drilling screw with reduced point, hardened, zinc plated

- 🇫🇷 Vis autoperceuse tête hexagonale avec pointe réduite, à rondelle intégrée, en acier cémenté, zinguée
- 🇩🇪 Sechskant-Bohrschraube mit reduzierter Bohrspitze, mit integrierter Unterlegscheibe, einsatzgehärtet, verzinkt
- 🇪🇸 Tornillo autotaladrante, cabeza hexagonal arandela estampada, broca reducida, acero cementado, cincado
- 🇷🇺 Оцинкованный самосверлящий шуруп с шестигранной головкой с цилиндрическим буртом, с уменьшенным сверлом из закаленной стали



Item code	Size Ø x L (mm)	T <sub>fix</sub> (Fixture thickness)		Pcs. per box	Pcs. per carton
		min	max*		
AB 06 63 022	6,3 x 22	0,5	12 - t <sub>II</sub>	200	2.000

\* t<sub>II</sub> = thickness of the steel sheet to be drilled / s = épaisseur de la pièce en acier à fixer / s = Dicke des Metallanbauteils wo man befestigt / s = grosor del soporte de metal a fijar / s = толщина закрепляемого металла



10



Max 1,5 mm

Max 1+1 mm

Min 0,6 mm



1000-1800

rpm



CrVI Free

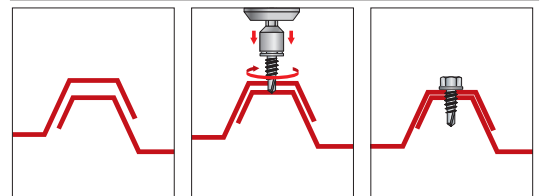
### Description / Description / Beschreibung / Descripción / Описание

- Across flats: **10**
- Pre-drill is not required
- Reduced point for thin metals
- Minimum thickness of the base metal support: **0,6 mm**
- Drilling capacity (single metal sheet): **1,5 mm**
- Drilling capacity (2 joint metal sheets): **1 + 1 mm**
- Drilling speed: **1.000 ÷ 1.800 rpm**

### Technical Data Sheet



### Usage / Utilisation / Benutzung / Uso / Применение

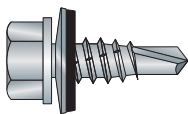


For fixing on thin metal sheet (0,6 - 1,0 mm; pre-drill is NOT required).

# B6C 01 <sup>NEW</sup>

## Hexagonal flat washer head with undercut self drilling screw with reduced point, hardened, zinc plated, assembled with pre-galvanized steel / EPDM bonded washer (gasket)

- 🇫🇷 Vis autoperceuse tête hexagonale à rondelle intégrée, en acier cémenté, zinguée, assemblée avec rondelle métallique avec garniture en EPDM vulcanisée
- 🇩🇪 Sechskant-Bohrschraube mit reduzierter Spitze und integrierter Unterlegscheibe, einsatzgehärtet, verzinkt, mit Stahlscheibe mit EPDM Dichtung montiert
- 🇪🇸 Tornillo autotaladrante, cabeza hexagonal arandela estampada, broca reducida, acero cementado, cincado, montado con arandela de acero cincado con junta de EPDM
- 🇷🇺 Оцинкованный самосверлящий шуруп с шестигранной головкой с цилиндрическим буртом, с уменьшенным сверлом из закаленной стали



Item code	Size Ø x L (mm)	T <sub>fix</sub> (Fixture thickness)		Pcs. per box	Pcs. per carton
		min	max*		
B6C 01 19 022	6,3 x 22	0,5	10 - t <sub>II</sub>	100	1.000

\* t<sub>II</sub> = thickness of the steel sheet to be drilled / s = épaisseur de la pièce en acier à fixer / s = Dicke des Metallanbauteils wo man befestigt / s = grosor del soporte de metal a fijar / s = толщина закрепляемого металла



10



Max 1,5 mm

Max 1+1 mm

Min 0,6 mm



1000-1800

rpm



CrVI Free

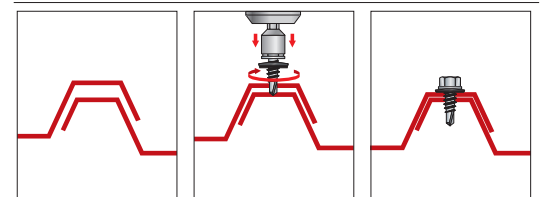
### Description / Description / Beschreibung / Descripción / Описание

- Across flats: **10**
- Pre-drill is not required
- Reduced point for thin metals
- Washer (gasket) size: **6,7 x 19 mm**
- Minimum thickness of the base metal support: **0,6 mm**
- Drilling capacity (single metal sheet): **1,5 mm**
- Drilling capacity (2 joint metal sheets): **1 + 1 mm**
- Drilling speed: **1.000 ÷ 1.800 rpm**

### Technical Data Sheet



### Usage / Utilisation / Benutzung / Uso / Применение



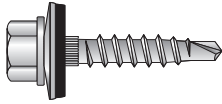
For fixing on thin metal sheets. Pre-drill is NOT required



# PLC 01 <sup>NEW</sup>

**Hexagonal flat washer head with undercut self drilling screw with reduced point and reamer on the shank, hardened, zinc plated, assembled with pre-galvanized steel / EPDM bonded washer (gasket)**

- Vis autoperceuse tête hexagonale à rondelle intégrée, avec alésoir et pointe réduite, en acier cémenté, zinguée, assemblée avec rondelle métallique et garniture en EPDM vulcanisée
- Sechskant-Bohrschraube mit Hinterschnitt und integrierter Unterlegscheibe, mit reduzierter Spitze und Reibahlen am Schaft, einsetzgehärtet, verzinkt, montiert mit vorverzinkter Stahlscheibe / EPDM Dichtung
- Tornillo autotaladrante, cabeza hexagonal arandela estampada, estrías antirotación, broca reducida, acero cementado, cincado, montado con arandela de acero cincado con junta de EPDM
- Оцинкованный самосверлящий шуруп с шестигранной головкой с цилиндрическим буртом, с уменьшенным сверлом и разверткой на хвостовике из закаленной стали - Прокладка EPDM



Item code	Size Ø x L (mm)	T <sub>fix</sub> (Fixture thickness)		Pcs. per box	Pcs. per carton
		min	max*		
PLC 01 14 020	4,8 x 20	0,5	9 - t <sub>ti</sub>	200	2.000

\* t<sub>ti</sub> = thickness of the steel sheet to be drilled / s = épaisseur de la pièce en acier à fixer / s = Dicke des Metallanbauteils wo man befestigt / s = grosor del soporte de metal a fijar / s = толщина закрепляемого металла



8

Max 2 mm  
Min 0,6 mm1800-2500  
rpm

CrVI Free

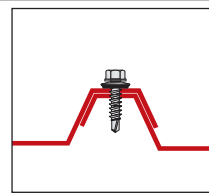
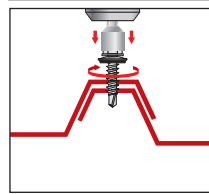
## Description / Description / Beschreibung / Descripción / Описание

- Across flats: **8**
- Pre-drill is not required
- Reduced point for thin metals
- Washer (gasket) size: **5,1 x 14 mm**
- Minimum thickness of the base metal support: **0,6 mm**
- Drilling capacity: **2 mm**
- Drilling speed: **1800 ÷ 2500 rpm**

## Technical Data Sheet



## Usage / Utilisation / Benutzung / Uso / Применение



For fixing on thin metal sheets.  
**Pre-drill is NOT required**

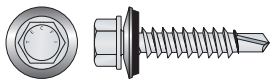
# PT 01

**INOX WAVE**  
Stainless Steel

**BIMETAL**  
Bimetal

**BIMETAL (A2 stainless steel + carbon steel hardened) hexagonal flat washer head self drilling screw with reduced point, assembled with A2 Stainless steel / EPDM bonded washer (gasket)**

- Vis autoperceuse bi-métal (Acier Inox A2 + Acier au carbone) avec tête hexagonale avec pointe réduite, assemblée avec rondelle acier inox A2 / garniture EPDM
- Sechskant-Bohrschraube (Edelstahl A2 + Kohlenstoffstahl) mit reduzierter Bohrspitze, mit Scheibe aus Edelstahl A2 / Epdm Dichtung montiert
- Tornillo autotaladrante BIMETAL (acero inoxidable A2 + acero cementado al carbono), broca reducida, cabeza hexagonal arandela estampada, montado con arandela de acero inoxidable A2 con junta de EPDM
- Самосверлящий шуруп с шестигранной головкой с цилиндрическим буртом BIMETAL (нержавеющая сталь A2 + углеродистая закаленная сталь) с уменьшенным сверлом, в комплекте с шайбой из EPDM/нержавеющей стали



Item code	Size Ø x L (mm)	T <sub>fix</sub> (Fixture thickness)		Pcs. per box	Pcs. per carton
		min	max*		
PT 01 60 025	6 x 25	0,5	11 - t <sub>ti</sub>	200	2.000

\* t<sub>ti</sub> = thickness of the steel sheet to be drilled / s = épaisseur de la pièce en acier à fixer / s = Dicke des Metallanbauteils wo man befestigt / s = grosor del soporte de metal a fijar / s = толщина закрепляемого металла



8

Max 2 mm  
Min 0,6 mm1000-1800  
rpmStainless  
Steel

CrVI Free

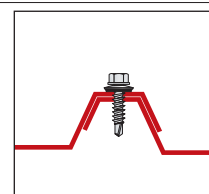
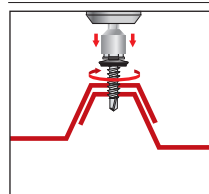
## Description / Description / Beschreibung / Descripción / Описание

- Across flats: **8**
- Pre-drill is not required
- Reduced point for thin metals
- Washer (gasket) size: **6,7 x 14 mm**
- Minimum thickness of the base metal support: **0,6 mm**
- Drilling capacity: **2 mm**
- Drilling speed: **1.000 ÷ 1.800 rpm**

## Technical Data Sheet



## Usage / Utilisation / Benutzung / Uso / Применение



For fixing on thin metal sheets.  
**Pre-drill is NOT required**



# KD 01 - KD 02



🇬🇧 Hexagonal flat washer painted head with undercut self drilling screw, hardened, zinc plated, ETA-CE certified

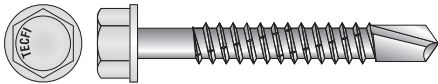
🇫🇷 Vis autoperceuse tête hexagonale laquée à rondelle intégrée, en acier cimenté, zinguée, certification ETA-CE

🇩🇪 Sechskant-Bohrschraube mit Unterlegscheibe und lackiertem Kopf, einsatzgehärtet, verzinkt, mit ETA-CE Zulassung

🇪🇸 Tornillo autotaladrante, cabeza hexagonal arandela estampada barnizada, acero cementado, cincado, Homologado ETA-CE

🇷🇺 Оцинкованный самосверляющий шуруп из закаленной стали с окрашенной головкой с цилиндрическим буртом, с сертификатом ETA-CE

## KD 01 drilling capacity: 8 mm - ETA-CE CERTIFIED



European Technical Assessment  
EAD 330047-01-0602

DoP



Item code	Size Ø x L / L1 (mm)	Tfix (Fixture thickness)		Pcs. per box	Pcs. per carton
		min	max*		
🇬🇧🇫🇷🇩🇪🇪🇸🇷🇺 KD 01 63 020	6,3 x 20	0,5	6 - t <sub>II</sub>	200	2.000
🇬🇧🇫🇷🇩🇪🇪🇸🇷🇺 KD 01 63 025	6,3 x 25	0,5	11 - t <sub>II</sub>	200	2.000
🇬🇧🇫🇷🇩🇪🇪🇸🇷🇺 KD 01 63 030	6,3 x 30	0,5	16 - t <sub>II</sub>	200	2.000
🇬🇧🇫🇷🇩🇪🇪🇸🇷🇺 KD 01 63 035	6,3 x 35	0,5	21 - t <sub>II</sub>	200	2.000
⚠️🇬🇧🇫🇷🇩🇪🇪🇸🇷🇺 KD 01 63 040	6,3 x 40	0,5	26 - t <sub>II</sub>	200	2.000
🇬🇧🇫🇷🇩🇪🇪🇸🇷🇺 KD 01 63 050	6,3 x 50	0,5	36 - t <sub>II</sub>	200	2.000
🇬🇧🇫🇷🇩🇪🇪🇸🇷🇺 KD 01 63 060	6,3 x 60	0,5	46 - t <sub>II</sub>	100	1.000
🇬🇧🇫🇷🇩🇪🇪🇸🇷🇺 KD 01 63 070	6,3 x 70 / 60	15	56 - t <sub>II</sub>	100	1.000
🇬🇧🇫🇷🇩🇪🇪🇸🇷🇺 KD 01 63 080	6,3 x 80 / 60	25	66 - t <sub>II</sub>	100	1.000
🇬🇧🇫🇷🇩🇪🇪🇸🇷🇺 KD 01 63 100	6,3 x 100 / 70	35	86 - t <sub>II</sub>	100	1.000
🇬🇧🇫🇷🇩🇪🇪🇸🇷🇺 KD 01 63 110	6,3 x 110 / 70	45	96 - t <sub>II</sub>	100	1.000
🇬🇧🇫🇷🇩🇪🇪🇸🇷🇺 KD 01 63 120	6,3 x 120 / 70	55	106 - t <sub>II</sub>	100	1.000
🇬🇧🇫🇷🇩🇪🇪🇸🇷🇺 KD 01 63 130	6,3 x 130 / 70	65	116 - t <sub>II</sub>	100	1.000
⚠️🇬🇧🇫🇷🇩🇪🇪🇸🇷🇺 KD 01 63 140	6,3 x 140 / 70	75	126 - t <sub>II</sub>	100	1.000
🇬🇧🇫🇷🇩🇪🇪🇸🇷🇺 KD 01 63 150	6,3 x 150 / 70	85	136 - t <sub>II</sub>	100	500
🇬🇧🇫🇷🇩🇪🇪🇸🇷🇺 KD 01 63 160	6,3 x 160 / 70	95	146 - t <sub>II</sub>	100	500

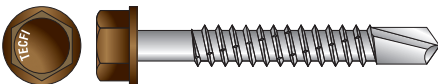
\* t<sub>II</sub> = thickness of the steel sheet to be drilled / s = épaisseur de la pièce en acier à fixer / s = Dicke des Metallanbauteils wo man befestigt / s = grosor del soporte de metal a fijar / s = толщина закрепляемого металла

🇬🇧🇫🇷🇩🇪🇪🇸🇷🇺 ETA-CE Certified item / Agrément technique européen ETA-CE / ETA-CE Zulassung / Homologación ETA-CE / Сертификация ETA-CE

🇬🇧🇫🇷🇩🇪🇪🇸🇷🇺 Fire Reaction A1 / Réaction au feu A1 / Brandverhalten A1 / Reacción al fuego A1 / Реакция на огонь A1

⚠️🇬🇧🇫🇷🇩🇪🇪🇸🇷🇺 Until stockout / Jusqu'à épuisement de stocks / Solange der Vorrat reicht / Hasta agotar existencias / до окончания стока

## KD 02 drilling capacity: 8 mm - ETA-CE CERTIFIED



European Technical Assessment  
EAD 330047-01-0602

DoP



Item code	Size Ø x L / L1 (mm)	Tfix (Fixture thickness)		Pcs. per box	Pcs. per carton
		min	max*		
🇬🇧🇫🇷🇩🇪🇪🇸🇷🇺 KD 02 63 020	6,3 x 20	0,5	6 - t <sub>II</sub>	200	2.000
🇬🇧🇫🇷🇩🇪🇪🇸🇷🇺 KD 02 63 025	6,3 x 25	0,5	11 - t <sub>II</sub>	200	2.000
🇬🇧🇫🇷🇩🇪🇪🇸🇷🇺 KD 02 63 030	6,3 x 30	0,5	16 - t <sub>II</sub>	200	2.000
🇬🇧🇫🇷🇩🇪🇪🇸🇷🇺 KD 02 63 035	6,3 x 35	0,5	21 - t <sub>II</sub>	200	2.000
🇬🇧🇫🇷🇩🇪🇪🇸🇷🇺 KD 02 63 040	6,3 x 40	0,5	26 - t <sub>II</sub>	200	2.000
🇬🇧🇫🇷🇩🇪🇪🇸🇷🇺 KD 02 63 050	6,3 x 50	0,5	36 - t <sub>II</sub>	200	2.000
🇬🇧🇫🇷🇩🇪🇪🇸🇷🇺 KD 02 63 070	6,3 x 70 / 60	15	56 - t <sub>II</sub>	100	1.000
🇬🇧🇫🇷🇩🇪🇪🇸🇷🇺 KD 02 63 080	6,3 x 80 / 60	25	66 - t <sub>II</sub>	100	1.000
🇬🇧🇫🇷🇩🇪🇪🇸🇷🇺 KD 02 63 100	6,3 x 100 / 70	35	86 - t <sub>II</sub>	100	1.000
🇬🇧🇫🇷🇩🇪🇪🇸🇷🇺 KD 02 63 110	6,3 x 110 / 70	45	96 - t <sub>II</sub>	100	1.000
🇬🇧🇫🇷🇩🇪🇪🇸🇷🇺 KD 02 63 120	6,3 x 120 / 70	55	106 - t <sub>II</sub>	100	1.000
⚠️🇬🇧🇫🇷🇩🇪🇪🇸🇷🇺 KD 02 63 130	6,3 x 130 / 70	65	116 - t <sub>II</sub>	100	1.000
🇬🇧🇫🇷🇩🇪🇪🇸🇷🇺 KD 02 63 140	6,3 x 140 / 70	75	126 - t <sub>II</sub>	100	1.000
🇬🇧🇫🇷🇩🇪🇪🇸🇷🇺 KD 02 63 150	6,3 x 150 / 70	85	136 - t <sub>II</sub>	100	500
🇬🇧🇫🇷🇩🇪🇪🇸🇷🇺 KD 02 63 160	6,3 x 160 / 70	95	146 - t <sub>II</sub>	100	500

\* t<sub>II</sub> = thickness of the steel sheet to be drilled / s = épaisseur de la pièce en acier à fixer / s = Dicke des Metallanbauteils wo man befestigt / s = grosor del soporte de metal a fijar / s = толщина закрепляемого металла

🇬🇧🇫🇷🇩🇪🇪🇸🇷🇺 ETA-CE Certified item / Agrément technique européen ETA-CE / ETA-CE Zulassung / Homologación ETA-CE / Сертификация ETA-CE

🇬🇧🇫🇷🇩🇪🇪🇸🇷🇺 Fire Reaction A1 / Réaction au feu A1 / Brandverhalten A1 / Reacción al fuego A1 / Реакция на огонь A1

⚠️🇬🇧🇫🇷🇩🇪🇪🇸🇷🇺 Until stockout / Jusqu'à épuisement de stocks / Solange der Vorrat reicht / Hasta agotar existencias / до окончания стока

Available on request assembled with / Disponible sur demande assemblée avec / Auf Anfrage montiert mit / Disponible a solicitud montado con / Также в наличии собраны со следующими аксессуарами

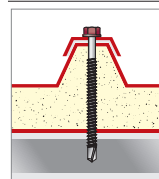


EPDM Umbrella gasket (see from page: 68)  
Rondelle en forme de parapluie / Linsenscheibe / Arandela a paraguas / Зонтик-шайба  
Item Code: FI-RZ-NF-CX-FIM-NFM-CXM



Metal EPDM bonded washer (see from page: 70)  
Rondelle métallique avec garniture en EPDM / Stahlscheibe mit EPDM Dichtung / Arandela metálica con junta de EPDM / Металлическая шайба с уплотнением из вулканизированного EPDM  
Item Code: CB-DV


### Usage / Utilisation / Benutzung / Uso / Применение



For roofing fixing on steel support without predrill (max 6 mm).

🇬🇧🇫🇷🇩🇪🇪🇸🇷🇺 All RAL colours shown in the table are intended to be "RAL-like"

Box / Boîte / Verpackung  
Caja / Упаковка





# KD 03 - KD 04



Hexagonal flat washer painted head with undercut self drilling screw, hardened, zinc plated, ETA-CE certified


Vis autoperceuse tête hexagonale laquée à rondelle intégrée, en acier cimenté, zinguée, certification ETA-CE

Sechskant-Bohrschraube mit Unterlegscheibe und lackiertem Kopf, einsatzgehärtet, verzinkt, mit ETA-CE Zulassung

Tornillo autotaladrante, cabeza hexagonal arandela estampada barnizada, acero cementado, cincado, Homologado ETA-CE

Оцинкованный самосверлящий шуруп из закаленной стали с окрашенной головкой с цилиндрическим буртом, с сертификатом ETA-CE

## KD 03 drilling capacity: 8 mm - ETA-CE CERTIFIED



DoP



European Technical Assessment  
EAD 330047-01-0602

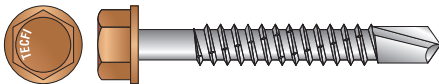
Item code	Size Ø x L / L1 (mm)	T <sub>fix</sub> (Fixture thickness)		Pcs. per box	Pcs. per carton
		min	max*		
🔥🔥🔥 KD 03 63 020	6,3 x 20	0,5	6 - t <sub>II</sub>	200	2.000
🔥🔥🔥 KD 03 63 025	6,3 x 25	0,5	11 - t <sub>II</sub>	200	2.000
🔥🔥🔥 KD 03 63 030	6,3 x 30	0,5	16 - t <sub>II</sub>	200	2.000
🔥🔥🔥 KD 03 63 035	6,3 x 35	0,5	21 - t <sub>II</sub>	200	2.000
🔥🔥🔥 KD 03 63 040	6,3 x 40	0,5	26 - t <sub>II</sub>	200	2.000
🔥🔥🔥 KD 03 63 050	6,3 x 50	0,5	36 - t <sub>II</sub>	200	2.000
🔥🔥🔥 KD 03 63 060	6,3 x 60	0,5	46 - t <sub>II</sub>	100	1.000
🔥🔥🔥 KD 03 63 070	6,3 x 70 / 60	15	56 - t <sub>II</sub>	100	1.000
🔥🔥🔥 KD 03 63 080	6,3 x 80 / 60	25	66 - t <sub>II</sub>	100	1.000
🔥🔥🔥 KD 03 63 100	6,3 x 100 / 70	35	86 - t <sub>II</sub>	100	1.000
🔥🔥🔥 KD 03 63 110	6,3 x 110 / 70	45	96 - t <sub>II</sub>	100	1.000
🔥🔥🔥 KD 03 63 120	6,3 x 120 / 70	55	106 - t <sub>II</sub>	100	1.000
🔥🔥🔥 KD 03 63 130	6,3 x 130 / 70	65	116 - t <sub>II</sub>	100	1.000
🔥🔥🔥 KD 03 63 140	6,3 x 140 / 70	75	126 - t <sub>II</sub>	100	1.000
🔥🔥🔥 KD 03 63 150	6,3 x 150 / 70	85	136 - t <sub>II</sub>	100	500
🔥🔥🔥 KD 03 63 160	6,3 x 160 / 70	95	146 - t <sub>II</sub>	100	500

\* t<sub>II</sub> = thickness of the steel sheet to be drilled / s = épaisseur de la pièce en acier à fixer / s = Dicke des Metallanbauteils wo man befestigt / s = grosor del soporte de metal a fijar / s = толщина закрепляемого металла

🔥🔥🔥 ETA-CE Certified item / Agrément technique européen ETA-CE / ETA-CE Zulassung / Homologación ETA-CE / Сертификация ETA-CE

🔥 Fire Reaction A1 / Réaction au feu A1 / Brandverhalten A1 / Reacción al fuego A1 / Реакция на огонь A1

## KD 04 drilling capacity: 8 mm - ETA-CE CERTIFIED



DoP



European Technical Assessment  
EAD 330047-01-0602

Item code	Size Ø x L / L1 (mm)	T <sub>fix</sub> (Fixture thickness)		Pcs. per box	Pcs. per carton
		min	max*		
🔥🔥🔥 KD 04 63 030	6,3 x 30	0,5	16 - t <sub>II</sub>	200	2.000
🔥🔥🔥 KD 04 63 070	6,3 x 70 / 60	15	56 - t <sub>II</sub>	100	1.000
🔥🔥🔥 KD 04 63 100	6,3 x 100 / 70	35	86 - t <sub>II</sub>	100	1.000
🔥🔥🔥 KD 04 63 110	6,3 x 110 / 70	45	96 - t <sub>II</sub>	100	1.000
🔥🔥🔥 KD 04 63 120	6,3 x 120 / 70	55	106 - t <sub>II</sub>	100	1.000
🔥🔥🔥 KD 04 63 130	6,3 x 130 / 70	65	116 - t <sub>II</sub>	100	1.000
🔥🔥🔥 KD 04 63 150	6,3 x 150 / 70	85	136 - t <sub>II</sub>	100	500
🔥🔥🔥 KD 04 63 180	6,3 x 180 / 70	115	166 - t <sub>II</sub>	100	500

\* t<sub>II</sub> = thickness of the steel sheet to be drilled / s = épaisseur de la pièce en acier à fixer / s = Dicke des Metallanbauteils wo man befestigt / s = grosor del soporte de metal a fijar / s = толщина закрепляемого металла

🔥🔥🔥 ETA-CE Certified item / Agrément technique européen ETA-CE / ETA-CE Zulassung / Homologación ETA-CE / Сертификация ETA-CE

🔥 Fire Reaction A1 / Réaction au feu A1 / Brandverhalten A1 / Reacción al fuego A1 / Реакция на огонь A1

Available on request assembled with / Disponible sur demande assemblée avec / Auf Anfrage montiert mit / Disponible a solicitud montado con / Также в наличии собраны со следующими аксессуарами

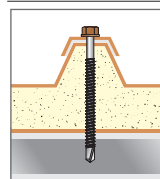


EPDM Umbrella gasket (see from page: 68)  
Rondelle en forme de parapluie / Linsenscheibe / Arandela a paraguas / Зонтик-шайба  
Item Code: FI-RZ-NF-CX-FIM-NFM-CXM



Metal EPDM bonded washer (see from page: 70)  
Rondelle métallique avec garniture en EPDM / Stahlscheibe mit EPDM Dichtung / Arandela metálica con junta de EPDM / Металлическая шайба с уплотнением из вулканизированного EPDM  
Item Code: CB-DV


### Usage / Utilisation / Benutzung / Uso / Применение



For roofing fixing on steel support without predrill (max 6 mm).

📌 All RAL colours shown in the table are intended to be "RAL-like"

### Box / Boîte / Verpackung Caja / Упаковка



**TX 01****INOX WAVE**  
Stainless Steel**TestainoX****🇬🇧 A2 stainless steel capped hexagonal flanged washer head self drilling screw, hardened, assembled with EPDM gasket, special coating "Steel Saver® 1500h", ETA-CE certified**

- 🇫🇷 Vis autoperceuse tête hexagonale en acier INOX A2 à rondelle fraisée intégrée, avec rondelle en EPDM, finition spéciale haute performance "Steel Saver® 1500 h", certification ETA-CE
- 🇩🇪 Sechskant-Bohrschraube, mit Kopf aus EDELSTAHL A2, mit integrierter Unterlegscheibe und EPDM Scheibe montiert, spezielle Hochleistungsbehandlung "Steel Saver® 1500h", mit ETA-CE Zulassung
- 🇪🇸 Tornillo autotaladrante, cabeza hexagonal arandela estampada con tapón de acero inoxidable A2, montado con arandela de EPDM, acero cementado, acabado especial "Steel Saver® 1500 h", Homologado ETA-CE
- 🇷🇺 Самосверлящий шуруп с шестигранной головкой со скошенным буртом из нержавеющей стали A2 с прокладкой EPDM, со специальным высококачественным покрытием "Steel Saver®" 1500 часов в СТ, с сертификатом ETA-CE

drilling capacity: 8 mm - ETA-CE CERTIFIED



Item code	Size Ø x L / L1 (mm)	Tfix (Fixture thickness)		Pcs. per box	Pcs. per carton
		min	max*		
🇬🇧 TX 01 63 020	6,3 x 20	0,5	6 - t <sub>II</sub>	200	2.000
🇬🇧 TX 01 63 030	6,3 x 30	0,5	16 - t <sub>II</sub>	200	2.000
🇬🇧 TX 01 63 040	6,3 x 40	0,5	26 - t <sub>II</sub>	200	2.000
🇬🇧 TX 01 63 050	6,3 x 50	0,5	36 - t <sub>II</sub>	200	2.000
🇬🇧 TX 01 63 060	6,3 x 60	0,5	46 - t <sub>II</sub>	100	1.000
🇬🇧 TX 01 63 065	6,3 x 65 / 50	10	51 - t <sub>II</sub>	100	1.000
🇬🇧 TX 01 63 070	6,3 x 70 / 50	15	56 - t <sub>II</sub>	100	1.000
🇬🇧 TX 01 63 080	6,3 x 80 / 50	25	66 - t <sub>II</sub>	100	1.000
🇬🇧 TX 01 63 100	6,3 x 100 / 70	35	86 - t <sub>II</sub>	100	1.000
🇬🇧 TX 01 63 110	6,3 x 110 / 70	45	96 - t <sub>II</sub>	100	1.000
🇬🇧 TX 01 63 120	6,3 x 120 / 70	55	106 - t <sub>II</sub>	100	1.000
🇬🇧 TX 01 63 130	6,3 x 130 / 70	65	116 - t <sub>II</sub>	100	1.000
🇬🇧 TX 01 63 150	6,3 x 150 / 70	85	136 - t <sub>II</sub>	100	500
🇬🇧 TX 01 63 160	6,3 x 160 / 70	95	146 - t <sub>II</sub>	100	500
🇬🇧 TX 01 63 180	6,3 x 180 / 70	115	166 - t <sub>II</sub>	100	500
🇬🇧 TX 01 63 200	6,3 x 200 / 70	135	186 - t <sub>II</sub>	100	500

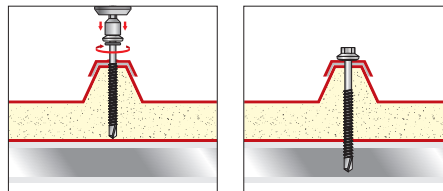
\* t<sub>II</sub> = thickness of the steel sheet to be drilled / s = épaisseur de la pièce en acier à fixer / s = Dicke des Metallanbauteils wo man befestigt / s = grosor del soporte de metal a fijar / s = толщина закрепляемого металла

🇬🇧 ETA-CE Certified item / Agrément technique européen ETA-CE / ETA-CE Zulassung / Homologación ETA-CE / Сертификация ETA-CE

🇬🇧 Fire Reaction A1 / Réaction au feu A1 / Brandverhalten A1 / Reacción al fuego A1 / Реакция на огонь A1

**"Steel Saver® 1500h" special coating**


Tecfi "Steel Saver® 1500h" special coating guarantees a very high Salt Spray Test corrosion resistance, up to 30 times higher than standard zinc plating coatings.  
For more info, please see technical details on page 15

**Installation sequence / Instructions de mise en oeuvre / Setzanweisung / Secuencia de instalación / Порядок монтажа**

For roofing fixing on steel support without pre-drill (max 8 mm). The stainless steel cap fixed on the head avoids the rust, and the special coating on the body ensures 1.500 hours in Salt Spray Test (and 15/20 Kesternich cycles).

Product photo / Image du produit / Produktbild / Imagen producto / Фото изделия

Box / Boîte / Verpackung / Caja / Упаковка







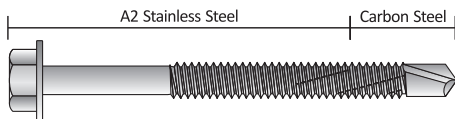
# BIM 02



## ✚ BIMETAL (A2 stainless steel + carbon steel hardened) hexagonal flat washer head with undercut self drilling screw, special coating "Steel Saver® 1000h - R", ETA-CE certified

- 🇫🇷 Vis autoperceuse bi-métal (Acier INOX + Acier au carbone) avec tête hexagonale, à rondelle intégrée, couleur spéciale Silver et finition haute performance "Steel Saver® 1000h - R", certification ETA-CE
- 🇩🇪 BIMETALL Sechskant-Bohrschraube (Edelstahl A2 + Kohlenstoffstahl), mit integrierter Unterlegscheibe, spezielle Hochleistungsbehandlung "Steel Saver® 1000h - R", mit ETA-CE Zulassung
- 🇪🇸 Tornillo autotaladrante BIMETAL (acero inoxidable A2 + Acero cementado al carbono), cabeza hexagonal arandela estampada, acabado especial "Steel Saver® 1000h - R", Homologado ETA-CE
- 🇷🇺 Самосверлящий шуруп с шестигранной головкой с цилиндрическим буртом BIMETAL (нержавеющая сталь A2+ углеродистая закаленная сталь), со специальным высококачественным покрытием серебристого цвета "Steel Saver®" 1000 - R в СТ, с сертификатом ETA-CE

drilling capacity: 6 mm - ETA-CE CERTIFIED



Item code	Size Ø x L / L1 (mm)	T <sub>fix</sub> (Fixture thickness)		Pcs. per box	Pcs. per carton
		min	max*		
🔥 BIM 02 55 026	5,5 x 26	0,5	7 - t <sub>II</sub>	200	2.000
🔥 BIM 02 55 030	5,5 x 30	0,5	11 - t <sub>II</sub>	200	2.000
🔥 BIM 02 55 040	5,5 x 40	0,5	21 - t <sub>II</sub>	200	2.000
🔥 BIM 02 55 050	5,5 x 50	0,5	31 - t <sub>II</sub>	200	2.000
🔥 BIM 02 55 070	5,5 x 70 / 60	15	51 - t <sub>II</sub>	100	1.000
🔥 BIM 02 55 090	5,5 x 90 / 60	35	71 - t <sub>II</sub>	100	1.000
🔥 BIM 02 55 110	5,5 x 110 / 60	55	91 - t <sub>II</sub>	100	1.000
🔥 BIM 02 55 130	5,5 x 130 / 60	75	111 - t <sub>II</sub>	100	1.000
🔥 BIM 02 55 150	5,5 x 150 / 60	95	131 - t <sub>II</sub>	100	1.000
🔥 BIM 02 55 180	5,5 x 180 / 60	125	161 - t <sub>II</sub>	100	500
🔥 BIM 02 55 200	5,5 x 200 / 60	145	181 - t <sub>II</sub>	100	500

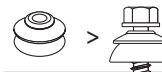
\* t<sub>II</sub> = thickness of the steel sheet to be drilled / s = épaisseur de la pièce en acier à fixer / s = Dicke des Metallanbauteils wo man befestigt / s = grosor del soporte de metal a fijar / s = толщина закрепляемого металла

🔥 ETA-CE Certified item / Agrément technique européen ETA-CE / ETA-CE Zulassung / Homologación ETA-CE / Сертификация ETA-CE

🔥 Fire Reaction A1 / Réaction au feu A1 / Brandverhalten A1 / Reacción al fuego A1 / Реакция на огонь A1



Available on request assembled with / Disponible sur demande assemblée avec / Auf Anfrage montiert mit / Disponible a solicitud montado con / Также в наличии собраны со следующими аксессуарами



**EPDM Umbrella gasket (see from page: 68)**

Rondelle en forme de parapluie / Linsenscheibe / Arandela a paraguas / Зонтик-шайба

Item Code: FI-RZ-NF-CX-FIM-NFM-CXM



**Metal EPDM bonded washer (see from page: 70)**

Rondelle métallique avec garniture en EPDM / Stahlscheibe mit EPDM

Dichtung / Arandela metálica con junta de EPDM / Металлическая шайба с уплотнением из вулканизированного EPDM

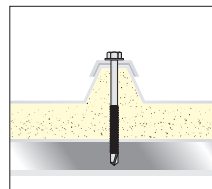
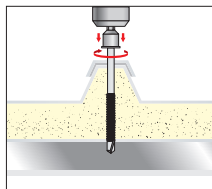
Item Code: CB-DV

"Steel Saver® 1000h - R" special coating



Tecfi "Steel Saver® 1000h - R" special coating guarantees a very high Salt Spray Test corrosion resistance, up to 20 times higher than standard zinc plating coatings. For more info, please see technical details on page 15


Installation sequence / Instructions de mise en oeuvre / Setzanweisung / Secuencia de instalación / Порядок монтажа



For roofing fixing on steel support without predrill (max 6 mm). This special hexagonal flat washer head (AF 8 mm) self drilling screw is a stainless steel screw with a hardened carbon steel drilling point. The stainless steel head and body ensure the highest protection against the rust; furthermore "Steel Saver® 1000h - R" special coating guarantees a very strong protection to the carbon steel drilling point (over 1000 hours Salt Spray Test).

Product photo / Image du produit / Produktbild / Imagen producto / Фото изделия

Box / Boîte / Verpackung / Caja / Упаковка






KB 01



### 🇬🇧 A2 (AISI 304) Stainless steel hexagonal flat washer head with undercut self drilling screw, drilling capacity max 3 mm (on aluminium only)

- 🇫🇷 Vis autoperceuse tête hexagonale à rondelle intégrée, en acier INOX A2 (AISI 304), capacité de perçage dans l'aluminium 3mm
- 🇩🇪 Sechskant- Bohrschraube mit integrierter Unterlegscheibe, aus Edelstahl A2 (AISI 304), Bohrleistung in Aluminium 3mm
- 🇪🇸 Tornillo autotaladrante, cabeza hexagonal arandela estampada, de Acero Inoxidable A2 (AISI 304), capacidad máxima de taladro 3 mm sobre aluminio
- 🇷🇺 Самосверлящий шуруп с шестигранной головкой с цилиндрическим буртом из нержавеющей стали A2 (AISI 304), Макс диаметр сверления в алюминии 3 мм



Item code	Size Ø x L (mm)	Tfix (Fixture thickness)		Pcs. per box	Pcs. per carton
		min	max*		
KB 01 48 016	4,8 x 16	0,5	7 - t <sub>II</sub>	500	5.000

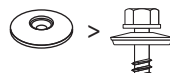
\* t<sub>II</sub> = thickness of the steel sheet to be drilled / s = épaisseur de la pièce en acier à fixer / s = Dicke des Metallanbauteils wo man befestigt / s = grosor del soporte de metal a fijar / s = толщина закрепляемого металла



8

Max  
1,5+1,5 mm  
in aluminum1800-2500  
rpmStainless  
Steel

Available on request assembled with / Disponible sur demande assemblée avec / Auf Anfrage montiert mit / Disponible a solicitud montado con / Также в наличии собраны со следующими аксессуарами



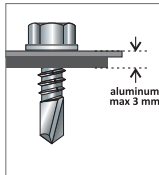
#### Metal EPDM bonded washer (see from page: 70)

Rondelle métallique avec garniture en EPDM / Stahlscheibe mit EPDM  
Dichtung / Arandela metálica con junta de EPDM / Металлическая шайба с уплотнением из вулканизированного EPDM  
Item Code: CB-DV

#### Description / Description / Beschreibung / Descripción / Описание

- Across flats: 8
- Pre-drill is not required
- Drilling capacity: 1,5+ 1,5 in aluminium
- Drilling speed: 1.800 ÷ 2.500 rpm

#### Usage / Utilisation / Benutzung / Uso / Применение



For fixing on aluminium support without pre-drill: max drilling capacity: 1,5+1,5 mm (on aluminium only).

#### Box / Boîte / Verpackung / Caja / Упаковка

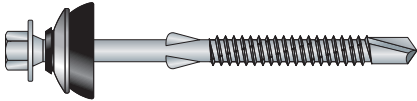




# KMF 04

Hexagonal flat washer head self drilling screw with wings on the shank, hardened, zinc plated, assembled with A2 (AISI 304) stainless steel washer/EPDM umbrella gasket

- Vis autoperceuse tête hexagonale à rondelle intégrée, avec ailettes sur le corps, en acier cémenté, zinguée, assemblée avec rondelle en forme de parapluie en acier INOX A2 (AISI 304) et EPDM
- Sechskant-Bohrschraube mit integrierter Unterlegscheibe, mit Flügel auf Körper, einsatzgehärtet, verzinkt, mit Linsenscheibe aus Edelstahl A2 (AISI 304) und EPDM montiert
- Tornillo autotaladrante, cabeza hexagonal arandela estampada, con dos alas sobre el cuerpo, acero cementado, cincado, montado con arandela de acero Inoxidable A2 (AISI 304)/arandela a paraguas de EPDM
- Самосверлящий шуруп с шестигранной головкой с цилиндрическим буртом, с крыльями над резьбой в комплекте с прокладкой из нержавеющей стали A2 (AISI 304) и зонтик-шайбой EPDM



Item code	Size Ø x L / L1 (mm)	Tfix (Fixture thickness)		Pcs. per box	Pcs. per carton
		min	max*		
KMF 04 63 105	6,3 x 105 / 60	50	79 - t <sub>II</sub>	50	500
KMF 04 63 115	6,3 x 115 / 60	60	89 - t <sub>II</sub>	50	500
KMF 04 63 125	6,3 x 125 / 60	70	99 - t <sub>II</sub>	50	500
KMF 04 63 145	6,3 x 145 / 60	90	119 - t <sub>II</sub>	50	500
KMF 04 63 155	6,3 x 155 / 60	100	129 - t <sub>II</sub>	50	500
KMF 04 63 175	6,3 x 175 / 60	120	149 - t <sub>II</sub>	50	500

\* t<sub>II</sub> = thickness of the steel sheet to be drilled / s = épaisseur de la pièce en acier à fixer / s = Dicke des Metallanbauteils wo man befestigt / s = grosor del soporte de metal a fijar / s = толщина закрепляемого металла



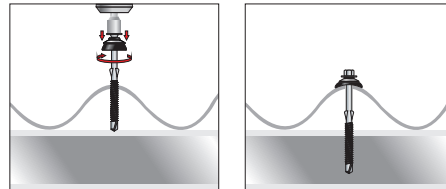
8

Max 6 mm  
Min 2 mm1000-1800  
rpm

CrVI Free


Technical  
Data Sheet

Installation sequence / Instructions de mise en oeuvre  
Setzanweisung / Secuencia de instalación / Порядок монтажа



For fibrocement wavy roofing fixing on steel support without predrill (max 6 mm).

Box / Boîte / Verpackung / Caja / Упаковка

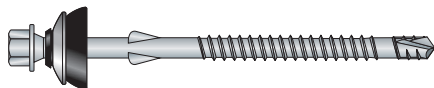


# KLF 04



Hexagonal flat washer head self drilling screw for wood with wings on the shank, hardened, zinc plated, assembled with A2 (AISI 304) stainless steel washer/EPDM umbrella gasket

- Vis à bois autoperceuse tête hexagonale à rondelle intégrée, avec ailettes sur le corps, en acier cémenté, zinguée, assemblée avec rondelle en forme de parapluie en acier INOX/EPDM
- Sechskant-Bohrschraube mit Spanplattengewinde für Holz, mit integrierter Unterlegscheibe und Flügel, einsatzgehärteter Stahl, verzinkt, mit Linsenscheibe aus Edelstahl A2 (AISI 304) und EPDM montiert
- Tornillo autotaladrante para madera, cabeza hexagonal arandela estampada, con dos alas sobre el cuerpo, acero cementado, cincado, montado con arandela de acero Inoxidable A2 (AISI 304)/arandela a paraguas de EPDM
- Самосверлящий шуруп с шестигранной головкой с цилиндрическим буртом, с крыльями над резьбой в комплекте с прокладкой из нержавеющей стали A2 (AISI 304) и зонтик-шайбой EPDM



Item code	Size Ø x L / L1 (mm)	Pcs. per box	Pcs. per carton
KLF 04 65 115	6,5 x 115 / 60	50	500
KLF 04 65 150	6,5 x 150 / 60	50	500

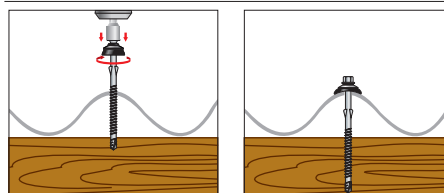


8



CrVI Free

Installation sequence / Instructions de mise en oeuvre / Setzanweisung / Secuencia de instalación / Порядок монтажа



For fibrocement wavy roofing fixing on wood support without predrill.



# AG - AGM

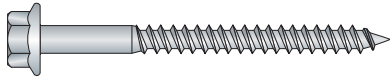
**Hexagonal flanged washer head with undercut wood screw, zinc plated**

Vis à bois tête hexagonale à rondelle intégrée, en acier, zinguée

Sechskantschraube für Holz, mit integrierter Unterlegscheibe, aus Stahl, verzinkt

Tornillo para madera, cabeza hexagonal arandela estampada rebordeada, acero cincado

Оцинкованный шуруп с шестигранной головкой со скошенным буртом



10



TADS



CrVI Free



inBlister®

467



14



DoP



Item code	Size Ø x L / L <sub>1</sub> (mm)	Pcs. per box	Pcs. per carton
AG 01 06 030	6 x 30 / 18	200	2.000
AG 01 06 040	6 x 40 / 24	200	2.000
AG 01 06 050	6 x 50 / 30	200	2.000
AG 01 06 060	6 x 60 / 36	100	1.000
AG 01 06 070	6 x 70 / 42	100	1.000
AG 01 06 080	6 x 80 / 48	100	1.000
AG 01 06 090	6 x 90 / 54	100	1.000
AG 01 06 100	6 x 100 / 60	100	1.000
AG 01 06 110	6 x 110 / 66	100	1.000
AG 01 06 120	6 x 120 / 72	100	1.000
AG 01 06 130	6 x 130 / 78	100	1.000
AG 01 06 140	6 x 140 / 84	100	1.000
AG 01 06 150	6 x 150 / 90	100	500
AG 01 06 160	6 x 160 / 96	100	500
AG 01 06 180	6 x 180 / 96	100	500
AG 01 06 200	6 x 200 / 96	100	500

CE Certified / Certifié CE / CE Zulassung / Certificado CE / Сертификат CE

Fire Reaction A1 / Réaction au feu A1 / Brandverhalten A1 / Reacción al fuego A1 / Реакция на огонь A1

Usage / Utilisation / Benutzung / Uso / Применение



Item included in **TADS - Tecfi Anchor Design Software** for computer aided design of Anchorage.

**Tecfi Anchor Design Software**  
[www.tecfi.it/tads](http://www.tecfi.it/tads)

Available on request assembled with / Disponible sur demande assemblée avec / Auf Anfrage montiert mit / Disponible a solicitud montado con / Также в наличии собраны со следующими аксессуарами



**EPDM Umbrella gasket (see from page: 68)**

Rondelle en forme de parapluie / Linsenscheibe / Arandela a paraguas / Зонтик-шайба

Item Code: FI-RZ-NF-CX-FIM-NFM-CXM

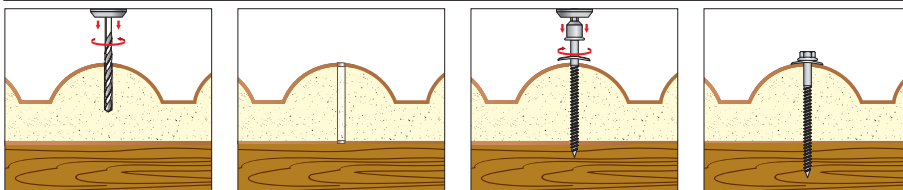


**Metal EPDM bonded washer (see from page: 70)**

Rondelle métallique avec garniture en EPDM / Stahlscheibe mit EPDM Dichtung / Arandela metálica con junta de EPDM / Металлическая шайба с уплотнением из вулканизированного EPDM

Item Code: CB-DV

Installation sequence / Instructions de mise en oeuvre / Setzanweisung / Secuencia de instalación / Порядок монтажа




For roofing fixing on wood support (pre-drill on steel roof is required). Pre-drilled hole is also required for hard wood support. CE Certified according to the EN 14592:2008+A1:2012, for structural timber applications. Nominal diameter and technical details in: DoP n. P1210/13-630-1-AG.

Box/Boîte/Verpackung/Caja/Упаковка





**AG 02** with zinc plated steel and polypropylene gaskets / avec rondelles en acier zingué et polypropylène / mit Unterlegscheiben aus Stahl und Polypropylen / completo de juntas de acero cincado y polipropileno / в комплекте с шайбами из оцинкованной стали и полипропилена

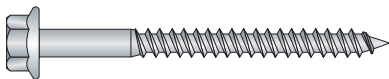


Item code	Size Ø x L / L <sub>1</sub> (mm)	Pcs. per box	Pcs. per carton
AG 02 06 030	6 x 30 / 18	100	1.000
AG 02 06 040	6 x 40 / 24	100	1.000
AG 02 06 050	6 x 50 / 30	100	1.000
AG 02 06 060	6 x 60 / 36	100	1.000
AG 02 06 070	6 x 70 / 42	100	1.000
AG 02 06 080	6 x 80 / 48	100	1.000
AG 02 06 090	6 x 90 / 54	100	1.000
AG 02 06 100	6 x 100 / 60	100	1.000
AG 02 06 110	6 x 110 / 66	100	500
AG 02 06 120	6 x 120 / 72	100	500
AG 02 06 130	6 x 130 / 78	100	500
AG 02 06 140	6 x 140 / 84	100	500
AG 02 06 150	6 x 150 / 90	100	500
AG 02 06 160	6 x 160 / 96	100	500
AG 02 06 180	6 x 180 / 96	100	500
AG 02 06 200	6 x 200 / 96	100	500

CE Certified / Certifié CE / CE Zulassung / Certificado CE / Сертификат CE

Fire Reaction A1 (metal part only) / Réaction au feu A1, uniquement pour la partie en métal / Feuerreaktion nur Metallteil / Reacción al fuego solo para la parte metálica / Реакция на огонь A1, только металлическая часть

**AG 03** with zinc plated steel and black ruberoid gaskets / avec rondelles zinguée et en ruberoid / mit Unterlegscheiben aus Stahl und Ruberoid / completo de juntas de acero cincado y ruberoid / в комплекте с прокладками из оцинкованной стали и черного рубероида

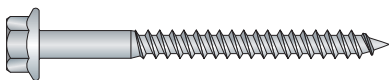


Item code	Size Ø x L / L <sub>1</sub> (mm)	Pcs. per box	Pcs. per carton
AG 03 06 030	6 x 30 / 18	100	1.000
AG 03 06 040	6 x 40 / 24	100	1.000
AG 03 06 050	6 x 50 / 30	100	1.000
AG 03 06 060	6 x 60 / 36	100	1.000
AG 03 06 070	6 x 70 / 42	100	1.000
AG 03 06 080	6 x 80 / 48	100	1.000
AG 03 06 090	6 x 90 / 54	100	1.000
AG 03 06 100	6 x 100 / 60	100	1.000
AG 03 06 110	6 x 110 / 66	100	500
AG 03 06 120	6 x 120 / 72	100	500
AG 03 06 130	6 x 130 / 78	100	500
AG 03 06 140	6 x 140 / 84	100	500
AG 03 06 150	6 x 150 / 90	100	500
AG 03 06 160	6 x 160 / 96	100	500
AG 03 06 180	6 x 180 / 96	100	500
AG 03 06 200	6 x 200 / 96	100	500

CE Certified / Certifié CE / CE Zulassung / Certificado CE / Сертификат CE

Fire Reaction A1 (metal part only) / Réaction au feu A1, uniquement pour la partie en métal / Feuerreaktion nur Metallteil / Reacción al fuego solo para la parte metálica / Реакция на огонь A1, только металлическая часть

**AGM 01** with zinc plated steel gasket with PE foam / avec rondelle rhomboïdale en acier avec garniture en polyéthylène expansé / mit verzinkter rhombusförmiger Scheibe mit Schaumstoffdichtung / completo de junta romboidal de acero cincado con polietileno expandido / в комплекте с стальной ромбоидальной прокладкой с уплотнением из вспенивающегося полиэтилена



Item code	Size Ø x L / L <sub>1</sub> (mm)	Pcs. per box	Pcs. per carton
AGM 01 06 030	6 x 30 / 18	100	1.000
AGM 01 06 040	6 x 40 / 24	100	1.000
AGM 01 06 050	6 x 50 / 30	100	1.000
AGM 01 06 060	6 x 60 / 36	100	1.000
AGM 01 06 070	6 x 70 / 42	100	1.000
AGM 01 06 080	6 x 80 / 48	100	1.000
AGM 01 06 090	6 x 90 / 54	100	1.000
AGM 01 06 100	6 x 100 / 60	100	500
AGM 01 06 110	6 x 110 / 66	100	500
AGM 01 06 120	6 x 120 / 72	100	500
AGM 01 06 130	6 x 130 / 78	100	500
AGM 01 06 140	6 x 140 / 84	100	500
AGM 01 06 150	6 x 150 / 90	100	500
AGM 01 06 160	6 x 160 / 96	100	500
AGM 01 06 180	6 x 180 / 96	100	500
AGM 01 06 200	6 x 200 / 96	100	500

CE Certified / Certifié CE / CE Zulassung / Certificado CE / Сертификат CE

Fire Reaction A1 (metal part only) / Réaction au feu A1, uniquement pour la partie en métal / Feuerreaktion nur Metallteil / Reacción al fuego solo para la parte metálica / Реакция на огонь A1, только металлическая часть



# GX 01

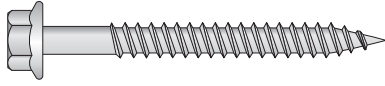
## Hexagonal flanged washer head chipboard screw with undercut, hardened, zinc plated

Vis à bois à tête hexagonale à rondelle intégrée, en acier cémenté, zinguée

Sechskantschraube für Holz mit integrierter Unterlegscheibe, einsatzgehärteter Stahl, verzinkt

Tornillo para madera, cabeza hexagonal arandela estampada rebordeada, acero cementado, cincado

Оцинкованный шуруп из закаленной стали с шестигранной головкой со скошенным буртом



10



Max 1 mm



TADS



CrVI Free



DoP



Item code	Size Ø x L / L <sub>1</sub> (mm)	Pcs. per box	Pcs. per carton
CE GX 01 65 040	6,5 x 40 / 36	200	1.000
CE GX 01 65 050	6,5 x 50 / 36	200	1.000
CE GX 01 65 060	6,5 x 60 / 36	100	1.000
CE GX 01 65 065	6,5 x 65 / 60	100	1.000
CE GX 01 65 070	6,5 x 70 / 60	100	1.000
CE GX 01 65 080	6,5 x 80 / 60	100	1.000
CE GX 01 65 090	6,5 x 90 / 60	100	500
CE GX 01 65 100	6,5 x 100 / 60	100	500
CE GX 01 65 110	6,5 x 110 / 60	100	500
CE GX 01 65 120	6,5 x 120 / 60	100	500
CE GX 01 65 130	6,5 x 130 / 60	100	500
CE GX 01 65 140	6,5 x 140 / 80	100	500
CE GX 01 65 150	6,5 x 150 / 80	100	500
CE GX 01 65 160	6,5 x 160 / 80	100	500
CE GX 01 65 180	6,5 x 180 / 80	100	500
CE GX 01 65 200	6,5 x 200 / 80	100	500
CE GX 01 65 220	6,5 x 220 / 80	100	500
CE GX 01 65 240	6,5 x 240 / 80	50	250
CE GX 01 65 260	6,5 x 260 / 80	50	250

CE Certified / Certifié CE / CE Zulassung / Certificado CE / Сертификат CE

Fire Reaction A1 / Réaction au feu A1 / Brandverhalten A1 / Reacción al fuego A1 / Реакция на огонь A1

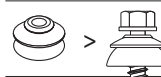
Usage / Utilisation / Benutzung / Uso / Применение



Item included in TADS - Tecfi Anchor Design Software for computer aided design of Anchorage.

**Tecfi Anchor Design Software**  
[www.tecfi.it/tads](http://www.tecfi.it/tads)

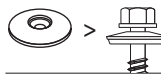
Available on request assembled with / Disponible sur demande assemblée avec / Auf Anfrage montiert mit / Disponible a solicitud montado con / Также в наличии собраны со следующими аксессуарами



**EPDM Umbrella gasket (see from page: 68)**

Rondelle en forme de parapluie / Linsenscheibe / Arandela a paraguas / Зонтик-шайба

Item Code: FI-RZ-NF-CX-FIM-NFM-CXM

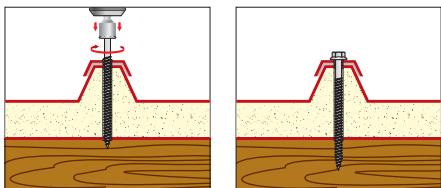


**Metal EPDM bonded washer (see from page: 70)**

Rondelle métallique avec garniture en EPDM / Stahlscheibe mit EPDM Dichtung / Arandela metálica con junta de EPDM / Металлическая шайба с уплотнением из вулканизированного EPDM


Item Code: CB-DV

Installation sequence / Instructions de mise en oeuvre / Setzanweisung / Secuencia de instalación / Порядок монтажа



For roofing fixing on wood support. Pre-drill in the steel roof (max 1 mm) is not required. **CE Certified** according to the **EN 14592:2008+A1:2012**, for structural timber applications. Nominal diameter and technical details in: DoP n. P1210/13-630-1-GX.

Box/Boîte/Verpackung/Caja/Упаковка





# KX - KXC

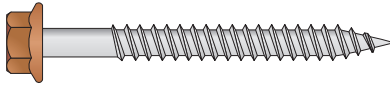
## Hexagonal flanged washer head chipboard screw with brick red painted head, hardened, zinc plated

Vis à bois tête hexagonale laquée Rouge-foncée à rondelle intégrée, en acier cémenté, zinguée

Sechskantschraube für Holz mit Spanplattengewinde und integrierter Unterlegscheibe, ziegelrot lackiert, einsatzgehärtet, verzinkt

Tornillo para madera, cabeza hexagonal arandela estampada rebordeada acabado RojoTeja, acero cementado, cincado

Оцинкованный шуруп из закаленной стали с шестигранной головкой со скошенным буртом, окрашенной в цвет красной черепицы



10



Max 1 mm



TADS

similar to  
RAL 8004

CrVI Free



DoP

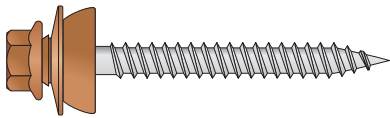


Item code	Size	Pcs. per box	Pcs. per carton
	Ø x L / L <sub>1</sub> (mm)		
CE KX 04 65 040	6,5 x 40 / 36	200	2.000
CE KX 04 65 060	6,5 x 60 / 36	100	1.000
CE KX 04 65 070	6,5 x 70 / 60	100	1.000
CE KX 04 65 080	6,5 x 80 / 60	100	1.000
CE KX 04 65 100	6,5 x 100 / 60	100	1.000
CE KX 04 65 110	6,5 x 110 / 60	100	1.000
CE KX 04 65 120	6,5 x 120 / 60	100	1.000
CE KX 04 65 130	6,5 x 130 / 60	100	1.000
CE KX 04 65 150	6,5 x 150 / 80	100	500
CE KX 04 65 180	6,5 x 180 / 80	100	500

CE Certified / Certifié CE / CE Zulassung / Certificado CE / Сертификат CE

Fire Reaction A1 / Réaction au feu A1 / Brandverhalten A1 / Reacción al fuego A1 / Реакция на огонь A1

**KXC 04** assembled with aluminium washer / assemblée avec rondelle en aluminium / mit Scheibe aus Aluminium / montado con arandela Aluminio / в комплекте с зонтичной шайбой из Алюминиевая шайба



10



Max 1 mm



TADS

similar to  
RAL 8004

CrVI Free



DoP



Item code	Size	Pcs. per box	Pcs. per carton
	Ø x L / L <sub>1</sub> (mm)		
CE KXC 04 65 040	6,5 x 40 / 36	100	1.000
CE KXC 04 65 060	6,5 x 60 / 36	100	1.000
CE KXC 04 65 070	6,5 x 70 / 60	100	1.000
CE KXC 04 65 080	6,5 x 80 / 60	100	1.000
CE KXC 04 65 100	6,5 x 100 / 60	50	500
CE KXC 04 65 110	6,5 x 110 / 60	50	500
CE KXC 04 65 120	6,5 x 120 / 60	50	500
CE KXC 04 65 130	6,5 x 130 / 60	50	500
CE KXC 04 65 150	6,5 x 150 / 80	50	500
CE KXC 04 65 180	6,5 x 180 / 80	50	500

CE Certified / Certifié CE / CE Zulassung / Certificado CE / Сертификат CE

Fire Reaction A1 (metal part only) / Réaction au feu A1, uniquement pour la partie en métal / Feuerreaktion nur Metallteil / Reacción al fuego solo para la parte metálica / Реакция на огонь A1, только металлическая часть

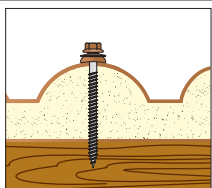
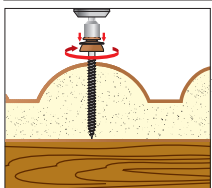
Usage / Utilisation / Benutzung / Uso / Применение



Item included in **TADS - Tecfi Anchor Design Software** for computer aided design of Anchorage.

**Tecfi Anchor Design Software**  
[www.tecfi.it/tads](http://www.tecfi.it/tads)


Installation sequence / Instructions de mise en oeuvre / Setzanweisung / Secuencia de instalación / Порядок монтажа



For roofing fixing on wood support. Pre-drill in the steel roof (max 1 mm) is not required. **CE Certified** according to the **EN 14592:2008+A1:2012**, for structural timber applications. Nominal diameter and technical details in: DoP n. P1210/13-630-1-GX.

**i** All RAL colours shown in the table are intended to be "RAL-like"

Box/Boîte/Verpackung/Caja/Упаковка





# HY 01

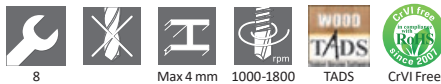
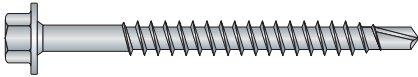
**Hexagonal flat washer head self drilling screw with reduced point for wood (chipboard thread), hardened, zinc plated**

Vis autoperceuse tête hexagonale avec pointe réduite pour bois, à rondelle intégrée, zinguée

Sechskant-Bohrschraube für Holz mit reduzierter Bohrspitze und integrierter Unterlegscheibe (Spanplattengewinde), einsatzgehärteter Stahl, verzinkt

Tornillo autotaladrante con broca reducida para madera (rosca aglomerado), cabeza hexagonal arandela estampada, acero cementado, cincado

Оцинкованный самосверлящий шуруп по дереву с шестигранной головкой с цилиндрическим буртом, с уменьшенным сверлом

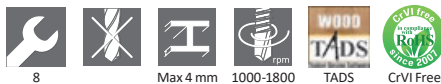



	Item code	Size Ø x L / L <sub>1</sub> (mm)	Pcs. per box	Pcs. per carton
New Item	CE HY 01 65 032	6,5 x 32	200	2.000
	CE HY 01 65 040	6,5 x 40	100	1.000
	CE HY 01 65 060	6,5 x 60	100	1.000
	CE HY 01 65 070	6,5 x 70 / 60	100	1.000
New Item	CE HY 01 65 080	6,5 x 80 / 60	100	1.000
	CE HY 01 65 090	6,5 x 90 / 60	100	1.000
	CE HY 01 65 100	6,5 x 100 / 60	100	500
	CE HY 01 65 110	6,5 x 110 / 60	100	500
	CE HY 01 65 120	6,5 x 120 / 60	100	500
	CE HY 01 65 130	6,5 x 130 / 60	100	500
	CE HY 01 65 140	6,5 x 140 / 60	100	500
	CE HY 01 65 150	6,5 x 150 / 60	100	500
	CE HY 01 65 160	6,5 x 160 / 60	100	500
	CE HY 01 65 180	6,5 x 180 / 60	100	500
	CE HY 01 65 200	6,5 x 200 / 60	100	500
	CE HY 01 65 220	6,5 x 220 / 60	50	250
	CE HY 01 65 240	6,5 x 240 / 60	50	250
	CE HY 01 65 260	6,5 x 260 / 60	50	200
	CE HY 01 65 280	6,5 x 280 / 60	50	200
	CE HY 01 65 300	6,5 x 300 / 60	50	200

CE Certified / Certifié CE / CE Zulassung / Certificado CE / Сертификат CE

Fire Reaction A1 / Réaction au feu A1 / Brandverhalten A1 / Reacción al fuego A1 / Реакция на огонь A1

**HYF 04** assembled with A2/EPDM umbrella gasket / assemblée avec rondelle en forme de parapluie en acier INOX A2/EPDM / mit Edelstahl A2/EPDM Linsenscheibe montiert / montado con arandela de acero Inoxidable A2/arandela a paraguas de EPDM / в комплекте с зонтик-шайбой из нержавеющей стали A2 / EPDM




	Item code	Size Ø x L / L <sub>1</sub> (mm)	Pcs. per box	Pcs. per carton
New Item	CE HYF 04 65 040	6,5 x 40	100	1.000
	CE HYF 04 65 060	6,5 x 60	100	500
	CE HYF 04 65 070	6,5 x 70 / 60	100	500
	CE HYF 04 65 080	6,5 x 80 / 60	100	500
	CE HYF 04 65 090	6,5 x 90 / 60	100	500
	CE HYF 04 65 100	6,5 x 100 / 60	50	500
	CE HYF 04 65 110	6,5 x 110 / 60	50	500
	CE HYF 04 65 120	6,5 x 120 / 60	50	500
	CE HYF 04 65 130	6,5 x 130 / 60	50	500
	CE HYF 04 65 140	6,5 x 140 / 60	50	500
	CE HYF 04 65 150	6,5 x 150 / 60	50	500
	CE HYF 04 65 160	6,5 x 160 / 60	50	250
	CE HYF 04 65 180	6,5 x 180 / 60	50	250
	CE HYF 04 65 200	6,5 x 200 / 60	50	250
	CE HYF 04 65 220	6,5 x 220 / 60	50	250
	CE HYF 04 65 240	6,5 x 240 / 60	50	250
CE HYF 04 65 260	6,5 x 260 / 60	50	250	
CE HYF 04 65 280	6,5 x 280 / 60	50	250	
CE HYF 04 65 300	6,5 x 300 / 60	50	250	

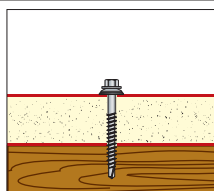
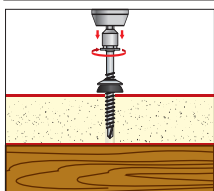
CE Certified / Certifié CE / CE Zulassung / Certificado CE / Сертификат CE

Fire Reaction A1 (metal part only) / Réaction au feu A1, uniquement pour la partie en métal / Feuerreaktion nur Metallteil / Reacción al fuego solo para la parte metálica / Реакция на огонь A1, только металлическая часть

Box/Boîte/Verpackung/Caja/Упаковка



Installation sequence / Instructions de mise en oeuvre  
Setzanweisung / Secuencia de instalación / Порядок монтажа



For roofing fixing on wood support. Pre-drill in the steel roof (max 4mm) is not required.





**GL 00** **INOX WAVE**  
Stainless Steel

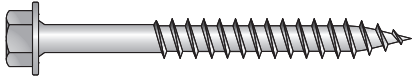
**UK A2 (AISI 304) stainless steel hexagonal flat washer head screw for wood (chipboard thread)**

**FR** Vis à bois tête hexagonale à rondelle intégrée, en acier INOX A2 (AISI 304)

**DE** Sechskantschraube für Holz (Spanplattengewinde) mit integrierter Unterlegscheibe, aus Edelstahl A2 (AISI 304)

**ES** Tornillo para madera (rosca aglomerado), cabeza hexagonal arandela estampada, acero Inoxidable A2 (AISI 304)

**RU** Шуруп из нержавеющей стали A2 (AISI 304) с шестигранной головкой с цилиндрическим буртом



8



Stainless Steel



TADS



DoP



Item code	Size Ø x L / L1 (mm)	Pcs. per box	Pcs. per carton
Ø screw: 6 mm			
New Item CE 🔥 GL 00 60 070	6 x 70 / 60	100	1.000
New Item CE 🔥 GL 00 60 080	6 x 80 / 60	100	1.000
New Item CE 🔥 GL 00 60 090	6 x 90 / 60	100	1.000
New Item CE 🔥 GL 00 60 100	6 x 100 / 60	100	1.000
New Item CE 🔥 GL 00 60 110	6 x 110 / 60	100	1.000
New Item CE 🔥 GL 00 60 120	6 x 120 / 60	100	1.000
New Item CE 🔥 GL 00 60 130	6 x 130 / 60	100	1.000
New Item CE 🔥 GL 00 60 140	6 x 140 / 60	100	1.000
New Item CE 🔥 GL 00 60 150	6 x 150 / 60	100	1.000
New Item CE 🔥 GL 00 60 160	6 x 160 / 60	100	1.000

Item code	Size Ø x L / L1 (mm)	Pcs. per box	Pcs. per carton
Ø screw: 6,4 mm			
CE 🔥 GL 00 65 040	6,4 x 40 / 36	200	2.000
CE 🔥 GL 00 65 060	6,4 x 60 / 36	100	1.000
CE 🔥 GL 00 65 065	6,4 x 65 / 60	100	1.000
CE 🔥 GL 00 65 070	6,4 x 70 / 60	100	1.000
CE 🔥 GL 00 65 080	6,4 x 80 / 60	100	1.000
CE 🔥 GL 00 65 090	6,4 x 90 / 60	100	1.000
CE 🔥 GL 00 65 100	6,4 x 100 / 60	100	1.000
CE 🔥 GL 00 65 110	6,4 x 110 / 60	100	1.000
CE 🔥 GL 00 65 120	6,4 x 120 / 60	100	1.000
New Item CE 🔥 GL 00 65 130	6,4 x 130 / 60	100	1.000
CE 🔥 GL 00 65 140	6,4 x 140 / 60	100	1.000
CE 🔥 GL 00 65 150	6,4 x 150 / 60	100	1.000
CE 🔥 GL 00 65 160	6,4 x 160 / 60	100	1.000
CE 🔥 GL 00 65 180	6,4 x 180 / 80	100	500
CE 🔥 GL 00 65 200	6,4 x 200 / 80	100	500

CE Certified / Certifié CE / CE Zulassung / Certificado CE / Сертификат CE

🔥 Fire Reaction A1 / Réaction au feu A1 / Brandverhalten A1 / Reacción al fuego A1 / Реакция на огонь A1

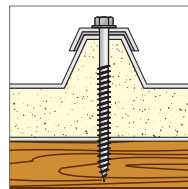
Usage / Utilisation / Benutzung / Uso / Применение



Item included in **TADS - Tecfi Anchor Design Software** for computer aided design of Anchorage.


**Tecfi Anchor Design Software**  
[www.tecfi.it/tads](http://www.tecfi.it/tads)


Usage / Utilisation / Benutzung / Uso / Применение



For roofing fixing on wood support. Pre-drill is required.  
**CE Certified** according to the **EN14592:2008+A1:2012**, for structural timber applications.  
Nominal diameter and technical details in:  
DoP n. P1210/13-630-1-GL.

Box/Boîte/Verpackung/Сажа/Упаковка



**GL 01**  **Stainless Steel****🇬🇧 A2 (AISI 304) stainless steel hexagonal flat washer head screw for wood (chipboard thread), assembled with A2/EPDM umbrella gasket****🇫🇷** Vis à bois tête hexagonale à rondelle intégrée, en acier INOX A2 (AISI 304), assemblée avec rondelle en forme de parapluie en acier INOX A2/EPDM**🇩🇪** Sechskantschraube für Holz (Spanplattengewinde) mit integrierter Unterlegscheibe, aus Edelstahl A2 (AISI 304), mit Edelstahl A2/EPDM Linsenscheibe montiert**🇪🇸** Tornillo para madera (rosca aglomerado), cabeza hexagonal arandela estampada, acero Inoxidable A2 (AISI 304), montado con arandela de acero Inoxidable A2/EPDM**🇷🇺** Шуруп из нержавеющей стали A2 (AISI 304) с шестигранной головкой с цилиндрическим буртом, в комплекте с зонтик-шайбой из нержавеющей стали A2/EPDM

8

Stainless Steel

TADS



DoP



Item code	Size Ø x L / L1 (mm)	Pcs. per box	Pcs. per carton
-----------	-------------------------	--------------	-----------------

Ø screw: 6 mm

New Item	CE 🔥	GL 01 60 070	6 x 70 / 60	100	1.000
New Item	CE 🔥	GL 01 60 080	6 x 80 / 60	100	1.000
New Item	CE 🔥	GL 01 60 090	6 x 90 / 60	100	1.000
New Item	CE 🔥	GL 01 60 100	6 x 100 / 60	50	500
New Item	CE 🔥	GL 01 60 110	6 x 110 / 60	50	500
New Item	CE 🔥	GL 01 60 120	6 x 120 / 60	50	500
New Item	CE 🔥	GL 01 60 130	6 x 130 / 60	50	500
New Item	CE 🔥	GL 01 60 140	6 x 140 / 60	50	500
New Item	CE 🔥	GL 01 60 150	6 x 150 / 60	50	500
New Item	CE 🔥	GL 01 60 160	6 x 160 / 60	50	500

Ø screw: 6,4 mm

CE 🔥	GL 01 65 040	6,4 x 40 / 36	100	1.000
CE 🔥	GL 01 65 060	6,4 x 60 / 36	100	1.000
CE 🔥	GL 01 65 065	6,4 x 65 / 60	100	1.000
CE 🔥	GL 01 65 070	6,4 x 70 / 60	100	1.000
CE 🔥	GL 01 65 080	6,4 x 80 / 60	100	1.000
CE 🔥	GL 01 65 090	6,4 x 90 / 60	100	1.000
CE 🔥	GL 01 65 100	6,4 x 100 / 60	50	500
CE 🔥	GL 01 65 110	6,4 x 110 / 60	50	500
CE 🔥	GL 01 65 120	6,4 x 120 / 60	50	500
CE 🔥	GL 01 65 130	6,4 x 130 / 60	50	500
CE 🔥	GL 01 65 140	6,4 x 140 / 60	50	500
CE 🔥	GL 01 65 150	6,4 x 150 / 60	50	500
CE 🔥	GL 01 65 160	6,4 x 160 / 60	50	500
CE 🔥	GL 01 65 180	6,4 x 180 / 80	50	500
CE 🔥	GL 01 65 200	6,4 x 200 / 80	50	500

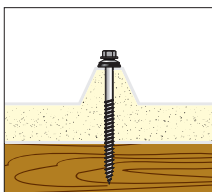
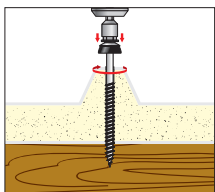
CE Certified / Certifié CE / CE Zulassung / Certificado CE / Сертификат CE

🔥 Fire Reaction A1 (metal part only) / Réaction au feu A1, uniquement pour la partie en métal / Feuerreaktion nur Metallteil / Reacción al fuego solo para la parte metálica / Реакция на огонь A1, только металлическая часть


Usage / Utilisation / Benutzung / Uso / Применение

Item included in **TADS - Tecfi Anchor Design Software** for computer aided design of Anchorage.**Tecfi Anchor Design Software**  
[www.tecfi.it/tads](http://www.tecfi.it/tads)

Installation sequence / Instructions de mise en oeuvre / Setzanweisung / Secuencia de instalación / Порядок монтажа

For roofing fixing on wood support. Pre-drill is required. **CE Certified** according to the **EN 14592:2008+A1:2012**, for structural timber applications. Nominal diameter and technical details in: DoP n. P1210/13-630-1-GL

Box/Boîte/Verpackung/Цага/Упаковка

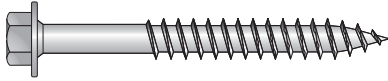




# LF 01

## Hexagonal flat washer head screw for wood (chipboard thread), hardened, zinc plated

- 🇫🇷 Vis à bois tête hexagonale à rondelle intégrée, en acier cimenté, zinguée
- 🇩🇪 Sechskantschraube für Holz (Spanplattengewinde) mit integrierter Unterlegscheibe, einsetzgehärteter Stahl, verzinkt
- 🇪🇸 Tornillo para madera (rosca aglomerado), cabeza hexagonal arandela estampada, acero cementado, cincado
- 🇷🇺 Оцинкованный шуруп с шестигранной головкой со скошенным буртом из закаленной стали



Item code	Size Ø x L / L <sub>1</sub> (mm)	Pcs. per box	Pcs. per carton
LF 01 08 090	8 x 90 / 60	100	1.000



10

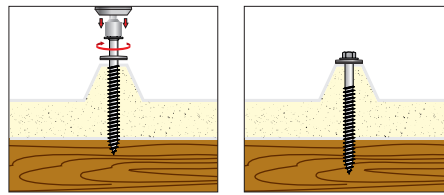


Max 1 mm



CrVI Free

Installation sequence / Instructions de mise en oeuvre /  
Setzanweisung / Secuencia de instalación / Порядок монтажа



For roofing fixing on wood support; pre-drill in the steel roof (max 1 mm) is not required.

Box/Boîte/Verpackung/Caja/Упаковка



# AH 01

## Umbrella shaped head twisted nail, zinc plated, with polyethylene gasket

- 🇫🇷 Clou roulé zingué avec tête en forme de parapluie, avec rondelle en polyéthylène
- 🇩🇪 Verzinkter gerollter Nagel mit Linsenkopf, mit Scheibe aus polyethylen
- 🇪🇸 Clavo helicoidal, cabeza a paraguas, de acero cincado, con arandela de polietileno
- 🇷🇺 Оцинкованный скрученный гвоздь с зонтовидной головкой, с полипропиленовая шайбой



CrVI Free

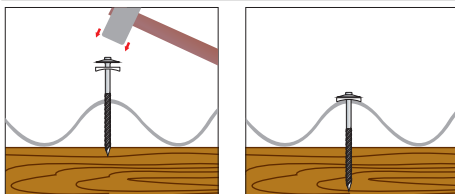


inBlister®

467


Item code	Size Ø x L / L <sub>1</sub> (mm)	Pcs. per box	Pcs. per carton
AH 01 00 030	4,4 x 30 / 25	200	2.000
AH 01 00 040	4,4 x 40 / 30	200	2.000
in AH 01 00 050	4,4 x 50 / 40	200	2.000
in AH 01 00 060	4,4 x 60 / 50	200	2.000
in AH 01 00 070	4,4 x 70 / 50	200	2.000
in AH 01 00 080	4,4 x 80 / 60	200	2.000
AH 01 00 090	4,4 x 90 / 80	200	2.000
AH 01 00 100	4,4 x 100 / 80	200	2.000

Installation sequence / Instructions de mise en oeuvre /  
Setzanweisung / Secuencia de instalación / Порядок монтажа



For roofing fixing on wood support.

Box/Boîte/Verpackung/Caja/Упаковка





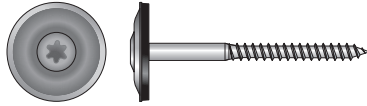
# NK - NM - NP



## 6-lobe recess raised CSK head wood screw, assembled with "M" type washer (gasket), 1 bit free per box

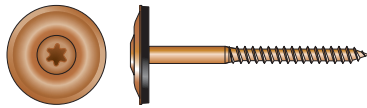
- 🇧🇪 Vis à bois tête fraisée bombée empreinte à six lobes assemblée avec rondelle acier/EPDM, 1 embout de vissage gratuit par carton
- 🇩🇪 Linsensenkopf- Holzschraube Innensechsrund, montiert mit M Type Scheibe, 1 bit kostenlos pro Box
- 🇪🇸 Tornillo para madera cabeza avellanada abombada 6 lóbulos internos, montado con arandela metal/EPDM
- 🇷🇺 Жестяничный шуруп по дереву с полупотайной головкой с шайбой EPDM, бит в подарок

**NK 20** Screw: A2 stainless steel - Washer: Stainless Steel - EPDM / Vis: acier inox A2. Rondelle: acier inox - EPDM / Schraube: A2 Edelstahl - Unterlegscheibe Edelstahl EPDM / Tornillo: Acero inoxidable A2 - Arandela: Acero Inoxidable - EPDM / шуруп: нержавеющая сталь A2 - Шайба: Нержавеющая сталь A2 в EPDM



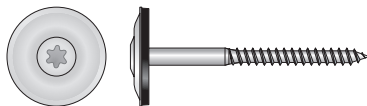
Item code	Screw size Ø x L (mm)	Washer size D (mm)	Pcs. per box	Pcs. per carton
<b>Washer Ø 15</b>				
NK 15 45 025	4,5 x 25	15	200	2.000
NK 15 45 035	4,5 x 35	15	200	2.000
NK 15 45 045	4,5 x 45	15	200	2.000
<b>Washer Ø 20</b>				
NK 20 45 025	4,5 x 25	20	200	2.000
NK 20 45 035	4,5 x 35	20	200	2.000
NK 20 45 045	4,5 x 45	20	200	2.000
NK 20 45 060	4,5 x 60	20	200	2.000
NK 20 45 080	4,5 x 80	20	200	2.000
NK 20 45 100	4,5 x 100	20	200	2.000

**NM 20** Screw: A2 stainless steel Copper plated - Washer: Copper - EPDM / Vis: acier inox A2 cuivrée. Rondelle: cuivre - EPDM / Schraube: A2 Edelstahl verkupfert - Unterlegscheibe Kupfer - EPDM / Tornillo: Acero Inoxidable A2 de cobre - Arandela: Cobre - EPDM / шуруп: нержавеющая сталь A2 медный - Шайба: Нержавеющая сталь A2 медный в EPDM



Item code	Screw size Ø x L (mm)	Washer size D (mm)	Pcs. per box	Pcs. per carton
<b>Washer Ø 15</b>				
NM 15 45 025	4,5 x 25	15	200	2.000
NM 15 45 035	4,5 x 35	15	200	2.000
NM 15 45 045	4,5 x 45	15	200	2.000
<b>Washer Ø 20</b>				
NM 20 45 025	4,5 x 25	20	200	2.000
NM 20 45 035	4,5 x 35	20	200	2.000
NM 20 45 045	4,5 x 45	20	200	2.000
NM 20 45 060	4,5 x 60	20	200	2.000
NM 20 45 080	4,5 x 80	20	200	2.000
NM 20 45 100	4,5 x 100	20	200	2.000

**NP 20** RAL 9002 grey white painted - Screw: A2 stainless steel - Washer: A2 stainless steel - EPDM / Vis: acier inox A2 laquée blanc gris RAL 9002. Rondelle: Inox - EPDM laquée / RAL 9002 Grau Weiss lackiert - Schraube: A2 Edelstahl - Unterlegscheibe: A2 Edelstahl/EPDM / RAL 9002 blanco grisáceo - Tornillo: Acero inoxidable A2 - Arandela: Acero Inoxidable A2 - EPDM / RAL 9002: серо-белый цвет- шуруп: нержавеющая сталь A2 - Шайба: Нержавеющая сталь A2 в EPDM



Item code	Screw size Ø x L (mm)	Washer size D (mm)	Pcs. per box	Pcs. per carton
<b>Washer Ø 20</b>				
NP 20 45 025	4,5 x 25	20	200	2.000
NP 20 45 035	4,5 x 35	20	200	2.000
NP 20 45 045	4,5 x 45	20	200	2.000
NP 20 45 060	4,5 x 60	20	200	2.000



# NQ - SB - UI

NEW

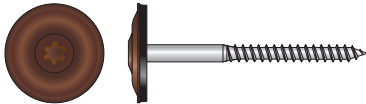
NEW

  
Stainless Steel

## 6-lobe recess raised CSK head wood screw, assembled with "M" type washer (gasket), 1 bit free per box

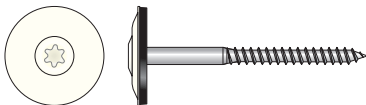
- 🇫🇷 Vis à bois tête fraisée bombée empreinte à six lobes assemblée avec rondelle acier/EPDM, 1 embout de vissage gratuit par carton
- 🇩🇪 Linsensenkkopf- Holzschraube Innensechsrund, montiert mit M Type Scheibe, 1 bit kostenlos pro Box
- 🇪🇸 Tornillo para madera cabeza avellanada abombada 6 lóbulos internos, montado con arandela metal/EPDM
- 🇷🇺 Жестяничный шуруп с полупотайной головкой с шайбой EPDM, бит в подарок

**NQ 20** RAL 8017 chocolate brown painted - Screw: A2 stainless steel - Washer: A2 stainless steel - EPDM / Vis: acier inox A2 laquée brun chocolat RAL8017. Rondelle: acier INOX - EPDM laquée / RAL 8017 Schokoladenbraun lackiert - Schraube: A2 Edelstahl - Unterlegscheibe: A2 Edelstahl - EPDM / RAL 8017 marrón oscuro - Tornillo: Acero inoxidable A2 - Arandela: Acero Inoxidable A2 - EPDM / RAL 8017: коричневый цвет- шуруп: нержавеющая сталь A2 - Шайба: Нержавеющая сталь A2 в EPDM



Item code	Screw size Ø x L (mm)	Washer size D (mm)	Pcs. per box	Pcs. per carton
<b>Washer Ø 20</b>				
NQ 20 45 025	4,5 x 25	20	200	2.000
NQ 20 45 035	4,5 x 35	20	200	2.000
NQ 20 45 045	4,5 x 45	20	200	2.000
NQ 20 45 060	4,5 x 60	20	200	2.000

**SB 20** RAL 9010 pure white painted - Screw: A2 stainless steel - Washer: A2 stainless steel - EPDM / Vis: acier inox A2 laquée blanc pur RAL 9010. Rondelle: acier INOX - EPDM laquée / RAL 9010 Reinweiß lackiert - Schraube: A2 Edelstahl - Unterlegscheibe: A2 Edelstahl - EPDM / RAL 9010 blanco puro - Tornillo: Acero inoxidable A2 - Arandela: Acero Inoxidable A2 - EPDM / RAL 9010: чисто белый- шуруп: нержавеющая сталь A2 - Шайба: Нержавеющая сталь A2 в EPDM



Item code	Screw size Ø x L (mm)	Washer size D (mm)	Pcs. per box	Pcs. per carton
<b>Washer Ø 20</b>				
<b>New Item</b> SB 20 45 025	4,5 x 25	20	200	2.000
<b>New Item</b> SB 20 45 035	4,5 x 35	20	200	2.000
<b>New Item</b> SB 20 45 045	4,5 x 45	20	200	2.000
<b>New Item</b> SB 20 45 060	4,5 x 60	20	200	2.000

**UI 20** RAL 7016 anthracite grey painted - Screw: A2 stainless steel - Washer: A2 stainless steel - EPDM / Vis: acier inox A2 laquée gris anthracite RAL 7016. Rondelle: acier INOX - EPDM laquée / RAL 7016 Anthrazitgrau lackiert - Schraube: A2 Edelstahl - Unterlegscheibe: A2 Edelstahl - EPDM / RAL 7016 Gris antracita - Tornillo: Acero inoxidable A2 - Arandela: Acero Inoxidable A2 - EPDM / RAL 7016: серый антрацит- шуруп: нержавеющая сталь A2 - Шайба: Нержавеющая сталь A2 в EPDM



Item code	Screw size Ø x L (mm)	Washer size D (mm)	Pcs. per box	Pcs. per carton
<b>Washer Ø 20</b>				
<b>New Item</b> UI 20 45 025	4,5 x 25	20	200	2.000
<b>New Item</b> UI 20 45 035	4,5 x 35	20	200	2.000
<b>New Item</b> UI 20 45 045	4,5 x 45	20	200	2.000
<b>New Item</b> UI 20 45 060	4,5 x 60	20	200	2.000



# NR - NS - NT



## Countersunk nylon plug assembled with A2 stainless steel raised countersunk nail screw and "M" type washer (gasket)

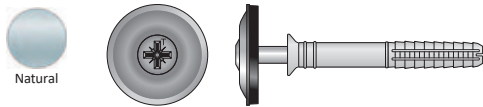
Cheville en nylon à collerette fraisée avec vis à clou tête fraisée bombée en acier INOX A2 et rondelle EPDM/INOX

Nylondübel mit Senksaum, mit einer Linsensenkopf- Nagelschraube aus Edelstahl A2, montiert mit M Type Scheibe aus EPDM/Edelstahl

Taco de nylon con collarín avellanado, montado con tornillo clavable cabeza avellanada abombada de Acero Inoxidable A2 y arandela

Нейлоновый дюбель с жестяничким шурупом из нержавеющей стали A2 с полупотайной головкой и с шайбой из нержавеющей стали.

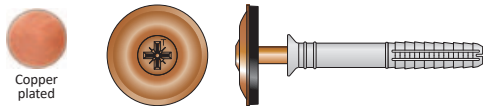
**NR 20** Screw: A2 stainless steel - Washer: Stainless Steel - EPDM / Vis: acier inox A2. Rondelle: acier inox - EPDM / Schraube: A2 Edelstahl - Unterlegscheibe Edelstahl EPDM / Tornillo: Acero inoxidable A2 - Arandela: Acero Inoxidable - EPDM / шуруп: нержавеющая сталь A2 - Шайба: Нержавеющая сталь A2 и EPDM



Natural

Item code	Anchor Size Ø x L (mm)	Screw size Øs x Ls (mm)	Pcs. per box	Pcs. per carton
<b>Washer Ø 20</b>				
<b>NR 20 06 035</b>	6 x 35	3,8 x 40	200	2.000
<b>NR 20 06 050</b>	6 x 50	3,8 x 55	100	1.000

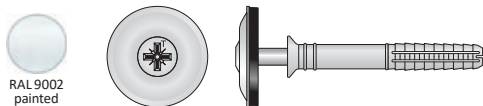
**NS 20** Screw: A2 stainless steel Copper plated - Washer: Copper - EPDM / Vis: acier inox A2 cuivrée. Rondelle: cuivre - EPDM / Schraube: A2 Edelstahl verkupfert - Unterlegscheibe Kupfer - EPDM / Tornillo: Acero Inoxidable A2 de cobre - Arandela: Cobre - EPDM / шуруп: нержавеющая сталь A2 медный - Шайба: Нержавеющая сталь A2 медный в EPDM



Copper plated

Item code	Anchor Size Ø x L (mm)	Screw size Øs x Ls (mm)	Pcs. per box	Pcs. per carton
<b>Washer Ø 20</b>				
<b>NS 20 06 035</b>	6 x 35	3,8 x 40	200	2.000
<b>NS 20 06 050</b>	6 x 50	3,8 x 55	100	1.000

**NT 20** RAL 9002 grey white painted - Screw: A2 stainless steel - Washer: A2 stainless steel - EPDM / Vis: acier Inox A2 laquée blanc gris RAL 9002. Rondelle: Inox - EPDM laquée / RAL 9002 Grau Weiss lackiert - Schraube: A2 Edelstahl - Unterlegscheibe: A2 Edelstahl/EPDM / RAL 9002 blanco grisáceo - Tornillo: Acero inoxidable A2 - Arandela: Acero Inoxidable A2 - EPDM / RAL 9002: серо-белый цвет- шуруп: нержавеющая сталь A2 - Шайба: Нержавеющая сталь A2 в EPDM



RAL 9002 painted

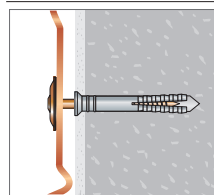
Item code	Anchor Size Ø x L (mm)	Screw size Øs x Ls (mm)	Pcs. per box	Pcs. per carton
<b>Washer Ø 20</b>				
<b>NT 20 06 035</b>	6 x 35	3,8 x 40	200	2.000
<b>NT 20 06 050</b>	6 x 50	3,8 x 55	100	1.000



Cross type Z

Stainless Steel


### Usage / Utilisation / Benutzung / Uso / Применение



To fix gutter and roofing tinsmith works on concrete and masonry.

**i** All RAL colours shown in the table are intended to be "RAL-like"

### Box/Boîte/Verpackung/Caja/Упаковка





# NU - NO - UV

NEW

NEW

**INOX WAVE**  
 Stainless Steel

**Countersunk nylon plug assembled with A2 stainless steel raised countersunk nail screw and "M" type washer (gasket)**

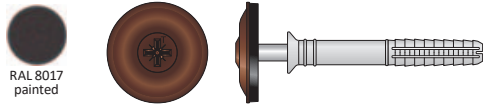
Cheville en nylon à collerette fraisée avec vis à clou tête fraisée bombée en acier INOX A2 et rondelle EPDM/INOX

Nylondübel mit Senksaum, mit einer Linsensenkopf- Nagelschraube aus Edelstahl A2, montiert mit M Type Scheibe aus EPDM/Edelstahl

Taco de nylon con collarín avellanado, montado con tornillo clavable cabeza avellanada abombada de Acero Inoxidable A2 y arandela

Нейлоновый дюбель с жестяничким шурупом из нержавеющей стали A2 с полупотайной головкой и с шайбой из нержавеющей стали.

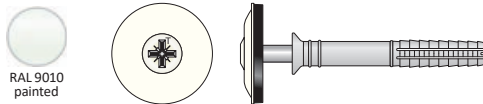
**NU 20** RAL 8017 chocolate brown painted - Screw: A2 stainless steel - Washer: A2 stainless steel - EPDM / Vis: acier inox A2 laquée brun chocolat RAL8017. Rondelle: acier INOX - EPDM laquée / RAL 8017 Schokoladenbraun lackiert - Schraube: A2 Edelstahl - Unterlegscheibe: A2 Edelstahl - EPDM / RAL 8017 marrón oscuro - Tornillo: Acero inoxidable A2 - Arandela: Acero Inoxidable A2 - EPDM / RAL 8017: коричневый цвет- шуруп: нержавеющая сталь A2 - Шайба: Нержавеющая сталь A2 в EPDM



RAL 8017  
 painted

Item code	Anchor Size Ø x L (mm)	Screw size Øs x Ls (mm)	Pcs. per box	Pcs. per carton
<b>Washer Ø 20</b>				
<b>NU 20 06 035</b>	6 x 35	3,8 x 40	200	2.000
<b>NU 20 06 050</b>	6 x 50	3,8 x 55	100	1.000

**NO 20** RAL 9010 pure white painted - Screw: A2 stainless steel - Washer: A2 stainless steel - EPDM / Vis: acier inox A2 laquée blanc pur RAL 9010. Rondelle: acier INOX - EPDM laquée / RAL 9010 Reinweiß lackiert - Schraube: A2 Edelstahl - Unterlegscheibe: A2 Edelstahl - EPDM / RAL 9010 blanco puro - Tornillo: Acero inoxidable A2 - Arandela: Acero Inoxidable A2 - EPDM / RAL 9010: чисто белый- шуруп: нержавеющая сталь A2 - Шайба: Нержавеющая сталь A2 в EPDM



RAL 9010  
 painted

Item code	Anchor Size Ø x L (mm)	Screw size Øs x Ls (mm)	Pcs. per box	Pcs. per carton
<b>Washer Ø 20</b>				
<b>NO 20 06 035</b>	6 x 35	3,8 x 40	200	2.000
<b>NO 20 06 050</b>	6 x 50	3,8 x 55	100	1.000

New Item

New Item

**UV 20** RAL 7016 anthracite grey painted - Screw: A2 stainless steel - Washer: A2 stainless steel - EPDM / Vis: acier inox A2 laquée gris anthracite RAL 7016. Rondelle: acier INOX - EPDM laquée / RAL 7016 Anthrazitgrau lackiert - Schraube: A2 Edelstahl - Unterlegscheibe: A2 Edelstahl - EPDM / RAL 7016 Gris antracita - Tornillo: Acero inoxidable A2 - Arandela: Acero Inoxidable A2 - EPDM / RAL 7016: серый антрацит- шуруп: нержавеющая сталь A2 - Шайба: Нержавеющая сталь A2 и EPDM



RAL 7016  
 painted

Item code	Anchor Size Ø x L (mm)	Screw size Øs x Ls (mm)	Pcs. per box	Pcs. per carton
<b>Washer Ø 20</b>				
<b>UV 20 06 035</b>	6 x 35	3,8 x 40	200	2.000
<b>UV 20 06 050</b>	6 x 50	3,8 x 55	100	1.000

New Item

New Item

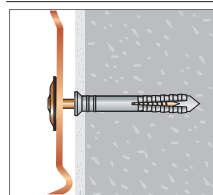


Cross type Z



Stainless Steel


Usage / Utilisation / Benutzung / Uso / Применение



To fix gutter and roofing tinsmith works on concrete and masonry.

**i** All RAL colours shown in the table are intended to be "RAL-like"

Box/Boîte/Verpackung/Caja/Упаковка





# GZ 01

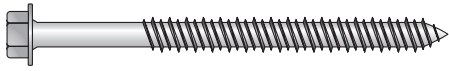
## Hexagonal flat washer head concrete screw (Hi-Lo thread), hardened, zinc plated

Vis à béton (filetage Hi-Lo) tête hexagonale à rondelle intégrée, en acier cémenté, zinguée

Sechskant- Betonschraube (Hi-Lo Gewinde) mit Unterlegscheibe, einsatzgehärtet, verzinkt

Tornillo para hormigón (rosca Hi-Lo), cabeza hexagonal arandela estampada, acero cementado, cincado

Оцинкованный шуруп по бетону (двухзаходная резьба Hi-Lo) с шестигранной головкой с цилиндрическим буртом из закаленной стали



8

Predrill  
5 mm

CrVI Free

Item code	Size	Pcs. per box	Pcs. per carton
	Ø x L / L1 (mm)		
GZ 01 66 035	6,6 x 35	200	2.000
GZ 01 66 045	6,6 x 45 / 40	200	1.000
GZ 01 66 060	6,6 x 60 / 40	100	1.000
GZ 01 66 070	6,6 x 70 / 60	100	1.000
GZ 01 66 085	6,6 x 85 / 60	100	500
GZ 01 66 100	6,6 x 100 / 60	100	500
GZ 01 66 110	6,6 x 110 / 60	100	500
GZ 01 66 120	6,6 x 120 / 60	100	500
GZ 01 66 130	6,6 x 130 / 60	100	500
GZ 01 66 150	6,6 x 150 / 60	100	500
GZ 01 66 170	6,6 x 170 / 60	100	500
GZ 01 66 200	6,6 x 200 / 60	100	500
GZ 01 66 220	6,6 x 220 / 60	50	250
GZ 01 66 240	6,6 x 240 / 60	50	250
GZ 01 66 260	6,6 x 260 / 60	50	200
GZ 01 66 280	6,6 x 280 / 60	50	200
GZ 01 66 300	6,6 x 300 / 60	50	200

Available on request assembled with / Disponible sur demande assemblée avec / Auf Anfrage montiert mit / Disponible a solicitud montado con / Также в наличии собраны со следующими аксессуарами



### EPDM Umbrella gasket (see from page: 68)

Rondelle en forme de parapluie / Linsenscheibe / Arandela a paraguas / Зонтик-шайба

Item Code: FI-RZ-NF-CX-FIM-NFM-CXM



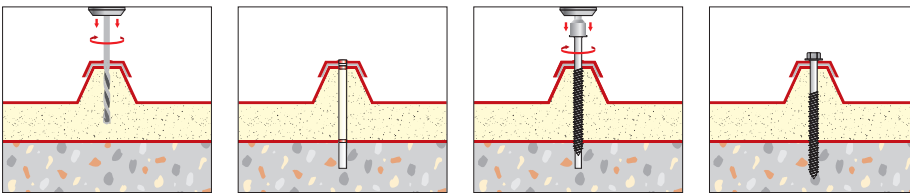
### Metal EPDM bonded washer (see from page: 70)

Rondelle métallique avec garniture en EPDM / Stahlscheibe mit EPDM

Dichtung / Arandela metálica con junta de EPDM / Металлическая шайба с уплотнением из вулканизированного EPDM

Item Code: CB-DV

### Installation sequence / Instructions de mise en oeuvre / Setzanweisung / Secuencia de instalación / Порядок монтажа



For roofing fixing on concrete support pre-drill into concrete is required.

Pre-drill hole into concrete 25/45 Rck: Ø 5 mm


Pre-drill hole into concrete >45 Rck: Ø 5,5 mm

Before Fixing, read carefully the technical data sheet / Lire attentivement la fiche technique avant la mise en oeuvre / Vor der Montage die technische Daten aufmerksam lesen / Consultar atentamente la ficha técnica antes del montaje / Внимательно прочитайте технические данные перед использованием

### Technical Data Sheet



### Box/Boîte/Verpackung/Caja/Упаковка





# AC 01 - AC 02

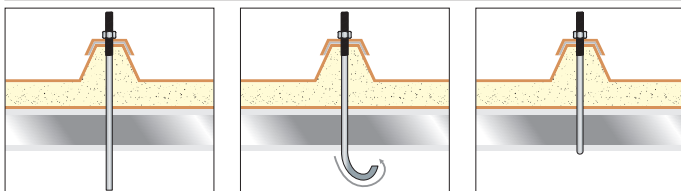
## 🇬🇧 Zinc plated steel bar (one end threaded), with zinc plated hexagonal nut

- 🇫🇷 Tige filetée zinguée (une partie filetée), avec écrou hexagonal zingué
- 🇩🇪 Verzinkte Gewindestange (mit einseitigem Gewinde) mit verzinkter Sechskantmutter
- 🇪🇸 Varilla de acero cincado (un lado roscado), con tuerca hexagonal cincada
- 🇷🇺 Резьбовый стержень из оцинкованной стали (с односторонней резьбой) с шестигранной гайкой



Item code	Size M x L / L <sub>1</sub> (mm)	Pcs. per box	Pcs. per carton
<b>M6</b>			
AC 01 06 100	M6 x 100 / 50	100	1.000
AC 01 06 120	M6 x 120 / 50	100	1.000
AC 01 06 150	M6 x 150 / 50	100	500
AC 01 06 200	M6 x 200 / 50	100	500
AC 01 06 250	M6 x 250 / 50	100	500
AC 01 06 300	M6 x 300 / 50	-	100
AC 01 06 400	M6 x 400 / 50	-	100
<b>M7</b>			
AC 02 07 200	M7 x 200 / 50	100	500
AC 02 07 250	M7 x 250 / 50	100	500
AC 02 07 300	M7 x 300 / 50	-	100

Installation sequence / Instructions de mise en oeuvre / Setzanweisung / Secuencia de instalación / Порядок монтажа



Technical Data Sheet



Box / Boîte / Verpackung / Caja / Упаковка



# ACM 01 - ACM 11

## 🇬🇧 Zinc plated steel bar (one end threaded), with zinc plated hexagonal nut with zinc plated steel rhomboidal gasket with PE foam

- 🇫🇷 Tige filetée zinguée (une partie filetée), avec écrou hexagonal zingué avec rondelle rhomboïdale en acier avec garniture en polyéthylène expansé
- 🇩🇪 Verzinkte Gewindestange (mit einseitigem Gewinde) mit verzinkter Sechskantmutter mit verzinkter rhombusförmiger Scheibe mit Schaumstoffdichtung
- 🇪🇸 Varilla de acero cincado (un lado roscado), con tuerca hexagonal cincada completo de juntas de acero cincado con junta de polietileno expandido
- 🇷🇺 Резьбовый стержень из оцинкованной стали (с односторонней резьбой) с шестигранной гайкой в комплекте с прокладками стальная ромбоидальная прокладка с уплотнением из вспенивающегося полиэтилена



### 🇬🇧 Zinc plated steel with PE foam, 27 x 27 mm

- 🇫🇷 Acier zingué avec polyéthylène expansé 27x27 mm
- 🇩🇪 Verzinkter Stahl mit Schaumstoffdichtung 27x27 mm
- 🇪🇸 Acero cincado con junta de polietileno expandido 27 x 27 mm
- 🇷🇺 Оцинкованная сталь с уплотнением из ПЭ 27x27mm

Steel bar size	Gasket size
M6	27x27
M7	30x30

Item code	Size M x L / L <sub>1</sub> (mm)	Pcs. per box	Pcs. per carton
<b>M6</b>			
ACM 01 06 100	M6 x 100 / 50	100	500
ACM 01 06 120	M6 x 120 / 50	100	500
ACM 01 06 150	M6 x 150 / 50	100	500
ACM 01 06 200	M6 x 200 / 50	100	500
ACM 01 06 250	M6 x 250 / 50	100	500
ACM 01 06 300	M6 x 300 / 50	-	100
ACM 01 06 400	M6 x 400 / 50	-	100
<b>M7</b>			
ACM 11 07 200	M7 x 200 / 50	100	500
ACM 11 07 250	M7 x 250 / 50	100	500
ACM 11 07 300	M7 x 300 / 50	-	100

Box / Boîte / Verpackung / Caja / Упаковка



# AC 03 - AC 06

## 🇬🇧 Zinc plated steel bar (one end threaded), with zinc plated hexagonal nut

- 🇫🇷 Tige filetée zinguée (une partie filetée), avec écrou hexagonal zingué
- 🇩🇪 Verzinkte Gewindestange (mit einseitigem Gewinde) mit verzinkter Sechskantmutter
- 🇪🇸 Varilla de acero cincado (un lado roscado), con tuerca hexagonal cincada
- 🇷🇺 Резьбовый стержень из оцинкованной стали (с односторонней резьбой) с шестигранной гайкой

**AC 03** with zinc plated steel and polypropylene gaskets / avec rondelles en acier zingué et polypropylène / mit Unterlegscheiben aus Stahl und Polypropylen / completo de juntas de acero cincado y polipropileno / в комплекте с шайбами из оцинкованной стали и полипропилена



**27 x 27 mm**  
 🇬🇧 Zinc plated steel  
 🇫🇷 Acier zingué  
 🇩🇪 Verzinkter Stahl  
 🇪🇸 Acero cincado  
 🇷🇺 оцинкованная сталь



**27 x 27 mm**  
 🇬🇧 Polypropylene  
 🇫🇷 Polypropylène  
 🇩🇪 Polypropylen  
 🇪🇸 Polipropileno  
 🇷🇺 полипропилен

Item code	Size	Pcs. per box	Pcs. per carton
	M x L / L <sub>1</sub> (mm)		
<b>M6</b>			
AC 03 06 100	M6 x 100 / 50	100	500
AC 03 06 120	M6 x 120 / 50	100	500
AC 03 06 150	M6 x 150 / 50	100	500
AC 03 06 200	M6 x 200 / 50	100	500
AC 03 06 250	M6 x 250 / 50	100	500
AC 03 06 300	M6 x 300 / 50	-	100
AC 03 06 400	M6 x 400 / 50	-	100

**AC 06** with zinc plated steel and black ruberoid gaskets / avec rondelles zinguée et en ruberoid / mit Unterlegscheiben aus Stahl und Ruberoid / completo de juntas de acero cincado y ruberoid / в комплекте с прокладками из оцинкованной стали и черного рубероида



**27 x 27 mm**  
 🇬🇧 Zinc plated steel  
 🇫🇷 Acier zingué  
 🇩🇪 Verzinkter Stahl  
 🇪🇸 Acero cincado  
 🇷🇺 оцинкованная сталь



**27 x 27 mm**  
 🇬🇧 Ruberoid  
 🇫🇷 Ruberoid  
 🇩🇪 Ruberoid  
 🇪🇸 Ruberoid  
 🇷🇺 рубероид

Steel bar size	Gasket size
M6	27x27
M7	30x30

Item code	Size	Pcs. per box	Pcs. per carton
	M x L / L <sub>1</sub> (mm)		
<b>M6</b>			
AC 06 06 100	M6 x 100 / 50	100	500
AC 06 06 120	M6 x 120 / 50	100	500
AC 06 06 150	M6 x 150 / 50	100	500
AC 06 06 200	M6 x 200 / 50	100	500
AC 06 06 250	M6 x 250 / 50	100	500
AC 06 06 300	M6 x 300 / 50	-	100
AC 06 06 400	M6 x 400 / 50	-	100
<b>M7</b>			
AC 06 07 200	M7 x 200 / 50	-	100
AC 06 07 250	M7 x 250 / 50	-	100
AC 06 07 300	M7 x 300 / 50	-	100

# AC 04

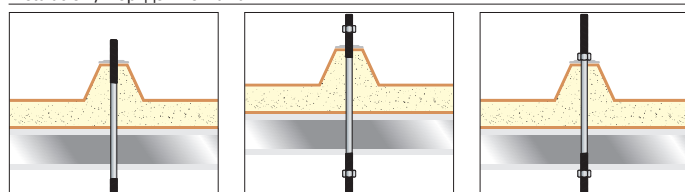
## 🇬🇧 Zinc plated steel bar (two ends threaded), with two zinc plated hexagonal nuts (M6)

- 🇫🇷 Tige filetée zinguée (deux parties filetés), avec deux écrous hexagonaux zingués (M6)
- 🇩🇪 Verzinkte Gewindestange (Doppelgewinde) mit zwei verzinkte Sechskant-Mutter (M6)
- 🇪🇸 Varilla de acero cincado (dos lados roscados), con dos tuercas hexagonales cincadas (M6)
- 🇷🇺 Резьбовый стержень из оцинкованной стали (с двухсторонней резьбой) с двумя оцинкованными шестигранными гайками (M6)



Item code	Size	Pcs. per carton
	M x L / L <sub>1</sub> (mm)	
<b>M6</b>		
AC 04 06 300	M6 x 300 / 60	100
AC 04 06 350	M6 x 350 / 60	100
AC 04 06 400	M6 x 400 / 60	100

Installation sequence / Instructions de mise en oeuvre / Setzanweisung / Secuencia de instalación / Порядок монтажа



Box / Boîte / Verpackung / Caja / Упаковка



# BG 01

## 🇬🇧 Polyethylene round gasket for umbrella-shaped head twisted nail

- 🇫🇷 Rondelle en polyéthylène pour clou en forme de parapluie
- 🇩🇪 Scheibe aus Polyethylen, für Nagel mit Linsenkopf
- 🇪🇸 Arandela de polietileno para clavos helicoidales con cabeza a paraguas
- 🇷🇺 Полипропиленовая шайба для скрученного гвоздя с зонтовидной головкой



Item code	Size (∅) d x D (mm)	Pz. per bag	Pcs. per carton
Polyethylene			
<b>BG 01 05 020</b>	5 x 20	200	5.000

# CJ 01

## 🇬🇧 EPDM round washer/gasket, thickness 3 mm

- 🇫🇷 Rondelle circulaire en EPDM, épaisseur 3mm
- 🇩🇪 Rundscheibe aus EPDM, Dicke 3mm
- 🇪🇸 Arandela redonda de EPDM, grosor 3mm
- 🇷🇺 Круглая шайба из EPDM, толщина 3 мм



Item code	Size (∅) d x D (mm)	Pz. per bag	Pcs. per carton
Black EPDM			
<b>CJ 01 06 020</b>	6 x 20	100	2.000
<b>CJ 01 08 020</b>	8 x 20	100	2.000

# BZ

## 🇬🇧 Round gasket for hexagonal washer head screw

- 🇫🇷 Rondelle circulaire pour vis tête hexagonale
- 🇩🇪 Rundscheibe für Sechskopfschraube
- 🇪🇸 Arandela redonda para tornillo cabeza hexagonal arandela estampada
- 🇷🇺 Круглая шайба для шурупа с шестигранной головкой

### PVC

BZ 01



BZ 02



Item code	Size (∅) d x D (mm)	Pz. per bag	Pcs. per carton
Black PVC			
<b>BZ 01 06 013</b>	6 x 13	100	5.000
Natural PVC			
<b>BZ 02 05 011</b>	5 x 11	100	5.000
<b>BZ 02 06 013</b>	6 x 13	100	5.000

### EPDM

BZ 05







Item code	Size (∅) d x D (mm)	Pz. per bag	Pcs. per carton
Black EPDM			
<b>BZ 05 06 013</b>	6 x 13	100	5.000

Box / Boîte / Verpackung / Caja / Упаковка







# AD - CM

## Rhomboidal gasket

-  Rondelle rhomboïdale
-  Rhombusförmige Scheibe
-  Junta romboidal
-  ромбоидальная прокладка




### AD 01 Pre-galvanized steel / Acier pré-galvanisé / Vorgalvanisierter Stahl / Acero pre-galvanizado / Оцинкованная ромбоидальная прокладка



Item code	Size	Hole size	Pz.	Pz.
	L x L (mm)	Ø (mm)	per bag	per carton
  <b>AD 01 27 027</b>	27 x 27	6,5	100	4.000
 <b>AD 01 30 030</b>	30 x 30	7	100	3.000
 <b>AD 01 40 040</b>	40 x 40	7	50	1.500



### AD 21 Pre-galvanized steel (wider hole) / Acier pré-galvanisé (trou plus grand) / Vorgalvanisierter Stahl (breiteres Loch) / Acero pre-galvanizado (agujero más grande) / Оцинкованная ромбоидальная прокладка (с расширенным отверстием)



Item code	Size	Hole size	Pz.	Pz.
	L x L (mm)	Ø (mm)	per bag	per carton
 <b>AD 21 27 027</b>	27 x 27	8	100	4.000
 <b>AD 21 30 030</b>	30 x 30	8	100	3.000
 <b>AD 21 40 040</b>	40 x 40	8	50	1.500




### AD 02 Polypropylene / Polypropylène / Polypropylen / Polipropileno / Полипропилен



Item code	Size	Hole size	Pz.	Pz.
	L x L (mm)	Ø (mm)	per bag	per carton
  <b>AD 02 27 027</b>	27 x 27	6	100	5.000





### AD 03 Black rubberoid / Ruberoid / Ruberoid / Ruberoid / Рубероид



Item code	Size	Hole size	Pz.	Pz.
	L x L (mm)	Ø (mm)	per bag	per carton
 <b>AD 03 27 027</b>	27 x 27	5	100	5.000
 <b>AD 03 30 030</b>	30 x 30	6	100	5.000
 <b>AD 03 40 040</b>	40 x 40	6	100	2.500




### CM 01 Zinc Plated with PE foam / acier zingué avec garniture en polyéthylène expansé / verzinkt mit Schaumstoffdichtung / acero cincado con junta de polietileno expandido / оцинкованная стальная с уплотнением из вспенивающегося полиэтилена



Item code	Size	Hole size	Pz.	Pz.
	L x L (mm)	Ø (mm)	per bag	per carton
  <b>CM 01 27 027</b>	27 x 27	6,5	100	2.500
 <b>CM 01 30 030</b>	30 x 30	7	100	2.000
 <b>CM 01 40 040</b>	40 x 40	7	50	1.000

### CM 21 Zinc Plated with PE foam, wider hole / trou plus grand / Verzinkt mit Schaumstoffdichtung, breiteres Loch / acero cincado con junta de polietileno expandido, agujero más grande / оцинкованная стальная с уплотнением из вспенивающегося полиэтилена с расширенным отверстием



Item code	Size	Hole size	Pz.	Pz.
	L x L (mm)	Ø (mm)	per bag	per carton
 <b>CM 21 27 027</b>	27 x 27	8	100	2.500
 <b>CM 21 30 030</b>	30 x 30	8	100	2.000
 <b>CM 21 40 040</b>	40 x 40	8	50	1.000



Steel part only  
European Technical Assessment\*  
EAD 330047-01-0602

\* Product covered by European Technical Assessment, if used with Tecfi ETA-CE screws.

Box / Boîte / Verpackung / Caja / Упаковка



# EQ 01

## Coloured HDPE cap for hex head screw AF 8 and 10 mm

Capuchon coloré en HDPE pour vis tête hexagonale, clé 8 et 10

Farbige Kappe aus HDPE für Sechskantschrauben, Schlüssel 8 und 10

Tapón colorado de HDPE para tornillos con cabeza hexagonal, llave 8 y 10mm

Маскировачный колпачок из пластика для шестигранной головки с цилиндрическим буртом под ключ 8 или 10 мм



RAL 9002



RAL 8017



RAL 3009



RAL 8004



RAL 6005



RAL 9010



RAL 7040



RAL 6029



RAL 5010



RAL 5012



RAL 5014



RAL 7024



RAL 9017

Item code	AF	Pz. per bag	Pcs. per carton
RAL 9002 - Grey white / Blanc-gris / Grau-Weiß / Blanco Grisáceo / Серо-Белый			
EQ 01 01 008	8	200	5.000
EQ 01 01 010	10	200	5.000
RAL 8017 - Chocolate brown / Marron-foncée / Dunkelbraun / Marrón Oscuro / Коричневый Шоколад			
EQ 01 02 008	8	200	5.000
EQ 01 02 010	10	200	5.000
RAL 3009 - Oxide red / Rouge oxyde / Oxidrot / Rojo Óxido / Красная Окись			
EQ 01 03 008	8	200	5.000
EQ 01 03 010	10	200	5.000
RAL 8004 - Brick red / Rouge- Foncée / Ziegelrot / Rojo Teja / Красная Черепаца			
EQ 01 04 008	8	200	5.000
EQ 01 04 010	10	200	5.000
RAL 6005 - Moss green / Vert mousse / Moosgrün / Verde Musgo / Зеленый Мох			
EQ 01 05 008	8	200	5.000
EQ 01 05 010	10	200	5.000
RAL 9010 - Pure white / Blanc pur / Reinweiß / Blanco Puro / Чистый Белый			
EQ 01 06 008	8	200	5.000
EQ 01 06 010	10	200	5.000
RAL 7040 - Window grey / Gris / Grau / Gris Ventana / Серое Стекло			
EQ 01 07 010	10	200	5.000
RAL 6029 - Mint green / Vert menthe / Minzgrün / Verde Menta / Зеленая Мята			
EQ 01 08 008	8	200	5.000
EQ 01 08 010	10	200	5.000
RAL 5010 - Gentian blue / Bleu gentiane / Blau Enzian / Azul Genciana / Синий			
EQ 01 09 008	8	200	5.000
EQ 01 09 010	10	200	5.000
RAL 5012 - Light blue / Bleu clair / Lichtblau / Azul Luz / Легкий Синий			
EQ 01 11 008	8	200	5.000
EQ 01 11 010	10	200	5.000
RAL 5014 - Pigeon Blue / Bleu pigeon / Taubenblau / Azul Paloma / Синяя птица			
EQ 01 12 008	8	200	5.000
EQ 01 12 010	10	200	5.000
RAL 7024 - Graphite grey / Gris graphite / Graphitgrau / Gris grafita / Серый графит			
New Item EQ 01 13 008	8	200	5.000
RAL 9017 - Traffic black / Noir signalisation / Verkehrsschwarz / Negro tráfico / Трафик черный			
New Item EQ 01 14 008	8	200	5.000
New Item EQ 01 14 010	10	200	5.000

All RAL colours shown in the table are intended to be "RAL-like"

Box / Boîte / Verpackung / Caja / Упаковка



# FI - RZ - NF - CX

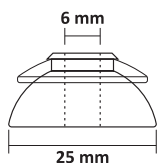
EPDM umbrella gasket (Ø 25) assembled with metal washer (Ø 24)

Rondelle en EPDM en forme de parapluie (Ø 25) avec rondelle métallique (Ø 24)

Linsenscheibe aus EPDM (Ø 25) mit Stahlscheibe montiert (Ø 24)

Arandela a paraguas de EPDM (Ø 25) montada con arandela metálica (Ø 24)

Зонтик-шайба из EPDM (Ø 25) с металлической прокладкой (Ø 24)



Item code	Material (metal washer)	Finishing	Pcs. per box	Pcs. per carton
-----------	----------------------------	-----------	-----------------	--------------------

## Steel

		<b>FI 00 06 025</b>	Steel	Pregalvanized steel	200	2.000
		<b>NF 01 06 025</b>	Steel	RAL 9002 Grey white	200	2.000
		<b>NF 02 06 025</b>	Steel	RAL 8017 Chocolate brown	200	2.000
		<b>NF 03 06 025</b>	Steel	RAL 3009 Oxide red	200	2.000
		<b>NF 05 06 025</b>	Steel	RAL 8004 Brick red	200	2.000
<b>New Item</b>		<b>NF 06 06 025</b>	Steel	RAL 6005 Moss green	200	2.000
		<b>NF 08 06 025</b>	Steel	RAL 9006 White aluminium	200	2.000
		<b>NF 15 06 025</b>	Steel	RAL 7016 Anthracite Grey	200	2.000

## A2 stainless steel (AISI 304)

		<b>FI 04 06 025</b>	A2 stainless steel	Natural	200	2.000
		<b>FI 01 06 025</b>	A2 stainless steel	RAL 9002 Grey white	200	2.000
		<b>FI 02 06 025</b>	A2 stainless steel	RAL 8017 Chocolate brown	200	2.000
		<b>FI 03 06 025</b>	A2 stainless steel	RAL 3009 Oxide red	200	2.000
		<b>FI 05 06 025</b>	A2 stainless steel	RAL 8004 Brick red	200	2.000

## Stainless steel (AISI 441 LI)

		<b>RZ 04 06 025</b>	Stainless steel 441 LI	Natural	200	2.000
--	--	---------------------	------------------------	---------	-----	-------

## Aluminium

		<b>CX 00 06 025</b>	Aluminium	Natural	200	2.000
		<b>CX 01 06 025</b>	Aluminium	RAL 9002 Grey white	200	2.000
		<b>CX 02 06 025</b>	Aluminium	RAL 8017 Chocolate brown	200	2.000
		<b>CX 03 06 025</b>	Aluminium	RAL 3009 Oxide red	200	2.000
		<b>CX 05 06 025</b>	Aluminium	RAL 8004 Brick red	200	2.000
		<b>CX 06 06 025</b>	Aluminium	RAL 6005 Moss green	200	2.000
		<b>CX 08 06 025</b>	Aluminium	RAL 9006 White aluminium	200	2.000
<b>New Item</b>		<b>CX 16 06 025</b>	Aluminium	RAL 8019 Grey brown	200	2.000



RAL Colour table

All RAL colours shown in the table are intended to be "RAL-like" (supplied glossy or satin, subject to availability)



\* Product covered by European Technical Assessment, if used with Tecfi ETA-CE screws.

### Installation Data



### Advantages

- ✓ Versatile: Suitable with Ø5,5 - Ø6,3 - Ø6,5 - Ø6,6 mm screws
- ✓ Working temperatures: -60°C ÷ +120°C
- ✓ Guarantee: 100% made in Italy with qualified raw materials
- ✓ Product tested and covered by European Technical Assessment in compliance with EAD 330047-01-0602, if used with Tecfi ETA-CE screws: SD - AB01- AB04 - KD - TX - BIM

# FIM - NFM - CXM

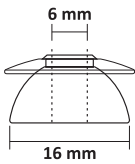

## 🇬🇧 EPDM umbrella gasket (Ø 16) and metal washer (Ø 19), not assembled

🇫🇷 Rondelle en EPDM en forme de parapluie (Ø16) et rondelle métallique (Ø19), démontée

🇩🇪 Linsenscheibe aus EPDM (Ø16) und Stahlscheibe (Ø19), nicht montiert

🇪🇸 Arandela a paraguas de EPDM (Ø 16) y arandela metálica (Ø 19), no montadas

🇷🇺 Зонтик-шайба из EPDM (Ø 16) и металлической прокладкой (Ø 19), не собраны



Item code	Material (metal washer)	Finishing	Pcs. per box	Pcs. per carton
-----------	----------------------------	-----------	-----------------	--------------------

### Steel

🔥 FIM 00 06 016	Steel	Pregalvanized steel	200	2.000
🔥 NFM 01 06 016	Steel	RAL 9002 Grey white	200	2.000
🔥 NFM 02 06 016	Steel	RAL 8017 Chocolate brown	200	2.000
🔥 NFM 03 06 016	Steel	RAL 3009 Oxide red	200	2.000
🔥 NFM 05 06 016	Steel	RAL 8004 Brick red	200	2.000
🔥 NFM 08 06 016*	Steel	RAL 9006 White aluminium	200	2.000
🔥 NFM 15 06 016	Steel	RAL 7016 Anthracite Grey	200	2.000

### A2 stainless steel (AISI 304)

🔥 FIM 04 06 016	A2 stainless steel	Natural	200	2.000
-----------------	--------------------	---------	-----	-------

### Aluminium

🔥 CXM 00 06 016	Aluminium	Natural	200	2.000
🔥 CXM 01 06 016	Aluminium	RAL 9002 Grey white	200	2.000
🔥 CXM 02 06 016	Aluminium	RAL 8017 Chocolate brown	200	2.000
🔥 CXM 03 06 016	Aluminium	RAL 3009 Oxide red	200	2.000
🔥 CXM 05 06 016	Aluminium	RAL 8004 Brick red	200	2.000
🔥 CXM 08 06 016	Aluminium	RAL 6005 Moss green	200	2.000

RAL Colour table all RAL colours shown in the table are intended to be "RAL-like" (supplied glossy or satin, subject to availability)



Steel part only  
European Technical Assessment\*  
EAD 330047-01-0602

\* Product covered by European Technical Assessment, if used with Tecfi ETA-CE screws.

Installation Data



Box / Boîte / Verpackung / Caja / Упаковка



# CB


## 🇬🇧 Metal/EPDM bonded washer (gasket)

- 🇫🇷 Rondelle métallique avec garniture en EPDM vulcanisée
- 🇩🇪 Stahlscheibe mit EPDM Dichtung
- 🇪🇸 Arandela metálica con junta de EPDM
- 🇷🇺 Металлическая шайба с уплотнением из вулканизированного EPDM

### CB 01 Zinc plated / Acier zingué / Verzinkt / Acero cincado / Оцинкованная




CrVI Free




Item code	Size (Ø) d x D (mm)	Pcs. per box	Pcs. per carton
Ø 5,1 - for screws: Ø 4,2 ÷ 4,8 mm			
CB 01 05 014	5,1 x 14	500	5.000
CB 01 05 016	5,1 x 16	500	5.000
Ø 6,7 - for screws: Ø 5,5 ÷ 6,6 mm			
🔥 CB 01 06 016	6,7 x 16	500	5.000
🔥 CB 01 06 019	6,7 x 19	500	5.000
🔥 CB 01 06 022	6,7 x 22	500	5.000
🔥 CB 01 06 025	6,7 x 25	500	5.000
🔥 CB 01 06 029	6,7 x 29	500	2.500
Ø 8,5 - for screws: Ø 7 ÷ 8 mm			
CB 01 08 019	8,5 x 19	500	5.000
CB 01 08 025	8,5 x 25	500	5.000
Ø 10,3 - for screws: Ø 10 mm			
CB 01 10 025	10,3 x 25	500	5.000

### CB 02 Aluminium / Aluminium / Aluminium / Aluminio / Алюминиевая



Item code	Size (Ø) d x D (mm)	Pcs. per box	Pcs. per carton
Ø 5,1 - for screws: Ø 4,2 ÷ 4,8 mm			
CB 02 51 014	5,1 x 14	500	5.000
CB 02 51 016	5,1 x 16	500	5.000
Ø 6,7 - for screws: Ø 5,5 ÷ 6,6 mm			
🔥 CB 02 67 016	6,7 x 16	500	5.000
🔥 CB 02 67 019	6,7 x 19	500	5.000
CB 02 67 022	6,7 x 22	500	5.000
🔥 CB 02 67 025	6,7 x 25	500	5.000
CB 02 67 029	6,7 x 29	250	2.500

### CB 03 A2 (AISI 304) stainless steel / Acier INOX A2 (AISI 304) / EDELSTAHL A2 (AISI 304) / Acero Inoxidable A2 (AISI 304) / из нержавеющей стали A2 (AISI 304)



Item code	Size (Ø) d x D (mm)	Pcs. per box	Pcs. per carton
Ø 5,1 - for screws: Ø 4,2 ÷ 4,8 mm			
CB 03 51 016	5,1 x 16	500	5.000
Ø 6,1 - for screws: Ø: 4,8 ÷ 5,5 mm			
🔥 CB 03 61 016	6,1 x 16	500	5.000
🔥 CB 03 61 019	6,1 x 19	500	5.000
Ø 6,7 - for screws: Ø 5,5 ÷ 6,6 mm			
🔥 CB 03 67 016	6,7 x 16	500	5.000
🔥 CB 03 67 019	6,7 x 19	500	5.000
CB 03 67 022	6,7 x 22	500	5.000
🔥 CB 03 67 025	6,7 x 25	500	5.000
CB 03 67 029	6,7 x 29	500	2.500



Steel part only



European Technical Assessment\*  
EAD 330047-01-0602

\* Product covered by European Technical Assessment, if used with Tecfi ETA-CE screws.





Box / Boîte / Verpackung / Caja / Упаковка






# DV

## Painted steel/EPDM bonded washer (gasket)


-  Rondelle en acier laqué, avec garniture en EPDM vulcanisée
-  Lackierte Stahlscheibe mit vulkanisierter EPDM-Dichtung
-  Arandela de acero barnizado con junta de EPDM
-  Окрашенная стальная шайба с уплотнением из EPDM



**DV 01**  
RAL 9002  
Grey white




**DV 02**  
RAL 8017  
Chocolate brown



**DV 03**  
RAL 3009  
Oxide red





































**DV 06**  
RAL 6005  
Moss green




**DV 07**  
RAL 5010  
Gentian blue



**DV 08**  
RAL 9006  
White aluminium

Item code	Size (Ø) d x D (mm)	Pcs. per box	Pcs. per carton
Ø 5,1 - for screws: Ø 4,2 ÷ 4,8 mm			
DV 01 05 016	5,1 x 16	500	5.000
Ø 6,7 - for screws: Ø 5,5 ÷ 6,6 mm			
 DV 01 06 016	6,7 x 16	500	5.000
 DV 01 06 019	6,7 x 19	500	5.000
 DV 01 06 022	6,7 x 22	500	5.000
 DV 01 06 025	6,7 x 25	500	5.000
 DV 01 06 029	6,7 x 29	500	2.500
 DV 01 06 038	6,7 x 38	250	2.500
Ø 5,1 - for screws: Ø 4,2 ÷ 4,8 mm			
DV 02 05 016	5,1 x 16	500	5.000
Ø 6,7 - for screws: Ø 5,5 ÷ 6,6 mm			
 DV 02 06 016	6,7 x 16	500	5.000
 DV 02 06 019	6,7 x 19	500	5.000
 DV 02 06 022	6,7 x 22	500	5.000
 DV 02 06 025	6,7 x 25	500	5.000
 DV 02 06 029	6,7 x 29	500	2.500
Ø 5,1 - for screws: Ø 4,2 ÷ 4,8 mm			
DV 03 05 016	5,1 x 16	500	5.000
Ø 6,7 - for screws: Ø 5,5 ÷ 6,6 mm			
 DV 03 06 016	6,7 x 16	500	5.000
 DV 03 06 019	6,7 x 19	500	5.000
 DV 03 06 022	6,7 x 22	500	5.000
 DV 03 06 025	6,7 x 25	500	5.000
 DV 03 06 029	6,7 x 29	500	2.500
Ø 5,1 - for screws: Ø 4,2 ÷ 4,8 mm			
DV 06 51 016	5,1 x 16	500	5.000
Ø 6,7 - for screws: Ø 5,5 ÷ 6,6 mm			
 DV 06 67 016	6,7 x 16	500	5.000
 DV 06 67 019	6,7 x 19	500	5.000
 DV 06 67 022	6,7 x 22	500	5.000
 DV 06 67 025	6,7 x 25	500	5.000
Ø 5,1 - for screws: Ø 4,2 ÷ 4,8 mm			
 DV 07 51 016	5,1 x 16	500	5.000
Ø 6,7 - for screws: Ø 5,5 ÷ 6,6 mm			
  DV 07 67 016	6,7 x 16	500	5.000
  DV 07 67 019	6,7 x 19	500	5.000
 DV 07 67 022	6,7 x 22	500	5.000
  DV 07 67 025	6,7 x 25	500	5.000
 DV 07 67 029	6,7 x 29	500	2.500
 Until stockout / Jusqu'à épuisement de stocks / Solange der Vorrat reicht / Hasta agotar existencias / до окончания стока			
Ø 5,1 - for screws: Ø 4,2 ÷ 4,8 mm			
DV 08 51 016	5,1 x 16	500	5.000
Ø 6,7 - for screws: Ø 5,5 ÷ 6,6 mm			
 DV 08 67 016	6,7 x 16	500	5.000
 DV 08 67 019	6,7 x 19	500	5.000
 DV 08 67 022	6,7 x 22	500	5.000
 DV 08 67 025	6,7 x 25	500	5.000

 All RAL colours shown in the table are intended to be "RAL-like".



Steel part only  
European Technical Assessment\*  
EAD 330047-01-0602

\* Product covered by European Technical Assessment, if used with Tecfi ETA-CE screws.



# AE - WE Size 15 Largeur 15 / Breite 15 / greca 15 / Ширина 15

Minimum Order Quantity: 1 carton

## 🇬🇧 Metal cap for roofing with Polyethylene sealing gasket (EPDM sealing available on request)

- 🇫🇷 Cavalier avec garniture en polyéthylène expansé (avec EPDM sur demande)
- 🇩🇪 Kalotte mit Schaumstoffdichtung (EPDM-Dichtung auf Anfrage)
- 🇪🇸 Arandela metálica grecada con junta de estanqueidad de Polietileno Expandido (EPDM disponible a solicitud)
- 🇷🇺 Металлический колпачок для кровельного металлопрофиля с уплотнением из вспенивающегося полиэтилена (EPDM на заказ)

AE carton: 500 pcs.



Size

B x b x L x h x hole (mm)

26 x 18 x 50 x 16 x Ø6,5



- 📌 Available on request with hole Ø8mm (item code PY)
- 🇫🇷 Trou Ø8mm disponible sur demande (code article PY)
  - 🇩🇪 Loch Ø8mm auf Anfrage verfügbar (Artikelnummer PY)
  - 🇪🇸 Agujero central Ø8mm disponible a solicitud (código PY)
  - 🇷🇺 Центральное отверстие Ø8mm по запросу (коде PY)

Item code	Material	Finishing	Pcs. per box	Pcs. per carton
🔥 AE 05 00 015	Steel	Zinc plated	-	500
🔥 AE 05 01 015	Steel	RAL 9002 Grey white	-	500
🔥 AE 05 02 015	Steel	RAL 8017 Chocolate brown	-	500
🔥 AE 05 03 015	Steel	RAL 3009 Oxide red	-	500
🔥 AE 05 04 015	Steel	RAL 6005 Moss green	-	500
🔥 AE 05 06 015	Steel	RAL 9006 White aluminium	-	500
🔥 AE 05 08 015	Steel	RAL 8004 Brick red	-	500
🔥 AE 05 09 015	Steel	RAL 5010 Gentian blu	-	500
🔥 AE 05 10 015	Steel	RAL 7035 Light grey	-	500
⚠️ AE 05 11 015	Steel	RAL 3000 Fire red	-	500
🔥 AE 05 12 015	Steel	RAL 9010 Pure white	-	500
🔥 AE 05 13 015	Steel	RAL 7016 Anthracite Grey	-	500
🔥 AE 05 14 015	Steel	RAL 9005 Jet black	-	500
🔥 AE 05 07 015	Steel	Aluzinc®	-	500
AE 15 00 015	Aluminium	Natural	-	500
AE 15 01 015	Aluminium	RAL 9002 Grey white	-	500
AE 15 02 015	Aluminium	RAL 8017 Chocolate brown	-	500
AE 15 03 015	Aluminium	RAL 3009 Oxide red	-	500
AE 25 05 015	A2 stainless steel	Natural	-	500
⚠️ AE 05 05 015	Copper	Natural	-	500

📌 Available on request (quantity and delivery time to be agreed) / Disponible sur demande (quantité et délai de livraison à concorder) / Auf Anfrage verfügbar (Menge und Liefertermin zu vereinbaren) / Disponible bajo solicitud, con cantidad y plazo de entrega a concordar / Производство на заказ, количество и сроки по договоренности

⚠️ Until stockout / Jusqu'à épuisement de stocks / Solange der Vorrat reicht / Hasta agotar existencias / до окончания стока

WE box: 100pcs. / carton: 500 pcs.



Size

B x b x L x h x hole (mm)

26 x 18 x 50 x 16 x Ø6,5



- 📌 Available on request with hole Ø8mm (item code WY)
- 🇫🇷 Trou Ø8mm disponible sur demande (code article WY)
  - 🇩🇪 Loch Ø8mm auf Anfrage verfügbar (Artikelnummer WY)
  - 🇪🇸 Agujero central Ø8mm disponible a solicitud (código WY)
  - 🇷🇺 Центральное отверстие Ø8mm по запросу (коде WY)

Item code	Material	Finishing	Pcs. per box	Pcs. per carton
🔥 WE 05 00 015	Steel	Zinc plated	100	500
🔥 WE 05 01 015	Steel	RAL 9002 Grey white	100	500
🔥 WE 05 02 015	Steel	RAL 8017 Chocolate brown	100	500
🔥 WE 05 03 015	Steel	RAL 3009 Oxide red	100	500
🔥 WE 05 04 015	Steel	RAL 6005 Moss green	100	500
🔥 WE 05 06 015	Steel	RAL 9006 White aluminium	100	500
🔥 WE 05 08 015	Steel	RAL 8004 Brick red	100	500
🔥 WE 05 09 015	Steel	RAL 5010 Gentian blu	100	500
🔥 WE 05 12 015	Steel	RAL 9010 Pure white	100	500
🔥 WE 05 13 015	Steel	RAL 7016 Anthracite Grey	100	500
🔥 WE 05 07 015	Steel	Aluzinc®	100	500
WE 15 00 015	Aluminium	Natural	100	500
WE 15 01 015	Aluminium	RAL 9002 Grey white	100	500
📌 WE 15 02 015	Aluminium	RAL 8017 Chocolate brown	100	500
WE 15 03 015	Aluminium	RAL 3009 Oxide red	100	500
WE 25 05 015	A2 stainless steel	Natural	100	500


📌 Available on request (quantity and delivery time to be agreed) / Disponible sur demande (quantité et délai de livraison à concorder) / Auf Anfrage verfügbar (Menge und Liefertermin zu vereinbaren) / Disponible bajo solicitud, con cantidad y plazo de entrega a concordar / Производство на заказ, количество и сроки по договоренности



Steel part only European Technical Assessment\* EAD 330047-01-0602

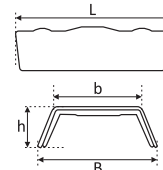
\* Product covered by European Technical Assessment, if used with Tecfi ETA-CE screws.

RAL Colour table\*



\* All RAL colours shown in the table are intended to be "RAL-like" (supplied glossy or satin, subject to availability)

Sizes / Dimensions / Abmessungen / Medidas / Размеры



Box / Boîte / Verpackung / Caja / Упаковка



# AE - WE Size 20 Largeur 20 / Breite 20 / Greca 20 / Шпунна 20

Minimun Order Quantity: 1 carton

## 🇬🇧 Metal cap for roofing with Polyethylene sealing gasket (EPDM sealing available on request)

- 🇫🇷 Cavalier avec garniture en polyéthylène expansé (avec EPDM sur demande)
- 🇩🇪 Kalotte mit Schaumstoffdichtung (EPDM-Dichtung auf Anfrage)
- 🇪🇸 Arandela metálica grecada con junta de estanqueidad de Polietileno Expandido (EPDM disponible a solicitud)
- 🇷🇺 Металлический колпачок для кровельного металлопрофиля с уплотнением из вспенивающегося полиэтилена (EPDM на заказ)

AE carton: 500 pcs.



Size  
B x b x L x h x hole (mm)  
36 x 22 x 50 x 13 x ø6,5



- 🇬🇧 Available on request with hole ø8mm (Item code PY)
- 🇫🇷 Trou ø8mm disponible sur demande (code article PY)
  - 🇩🇪 Loch ø8mm auf Anfrage verfügbar (Artikelnummer PY)
  - 🇪🇸 Agujero central ø8mm disponible a solicitud (código PY)
  - 🇷🇺 Центральное отверстие ø8mm по запросу (коде PY)

Item code	Material	Finishing	Pcs. per box	Pcs. per carton
🇬🇧 AE 04 00 020	Steel	Zinc plated	-	500
🇬🇧 AE 04 01 020	Steel	RAL 9002 Grey white	-	500
🇬🇧 AE 04 02 020	Steel	RAL 8017 Chocolate brown	-	500
🇬🇧 AE 04 03 020	Steel	RAL 3009 Oxide red	-	500
🇬🇧 AE 04 04 020	Steel	RAL 6005 Moss green	-	500
🇬🇧 AE 04 06 020	Steel	RAL 9006 White aluminium	-	500
🇬🇧 AE 04 08 020	Steel	RAL 8004 Brick red	-	500
🇬🇧 AE 04 09 020	Steel	RAL 5010 Gentian blu	-	500
🇬🇧 AE 04 10 020	Steel	RAL 7035 Light grey	-	500
🇬🇧 AE 04 11 020	Steel	RAL 3000 Fire red	-	500
🇬🇧 AE 04 12 020	Steel	RAL 9010 Pure white	-	500
🇬🇧 AE 04 13 020	Steel	RAL 7016 Anthracite Grey	-	500
🇬🇧 AE 04 14 020	Steel	RAL 9005 Jet black	-	500
🇬🇧 AE 04 07 020	Steel	Aluzinc®	-	500
AE 14 00 020	Aluminium	Natural	-	500
AE 14 01 020	Aluminium	RAL 9002 Grey white	-	500
AE 14 02 020	Aluminium	RAL 8017 Chocolate brown	-	500
AE 14 03 020	Aluminium	RAL 3009 Oxide red	-	500
AE 24 05 020	A2 stainless steel	Natural	-	500
⚠️ AE 04 05 020	Copper	Natural	-	500

⚠️ Until stockout / Jusqu'à épuisement de stocks / Solange der Vorrat reicht / Hasta agotar existencias / до окончания стока

WE box: 100pcs. / carton: 500 pcs.



Size  
B x b x L x h x hole (mm)  
36 x 22 x 50 x 13 x ø6,5



- 🇬🇧 Available on request with hole ø8mm (Item code WY)
- 🇫🇷 Trou ø8mm disponible sur demande (code article WY)
  - 🇩🇪 Loch ø8mm auf Anfrage verfügbar (Artikelnummer WY)
  - 🇪🇸 Agujero central ø8mm disponible a solicitud (código WY)
  - 🇷🇺 Центральное отверстие ø8mm по запросу (коде WY)

Item code	Material	Finishing	Pcs. per box	Pcs. per carton
🇬🇧 WE 04 00 020	Steel	Zinc plated	100	500
🇬🇧 WE 04 01 020	Steel	RAL 9002 Grey white	100	500
🇬🇧 WE 04 02 020	Steel	RAL 8017 Chocolate brown	100	500
🇬🇧 WE 04 03 020	Steel	RAL 3009 Oxide red	100	500
🇬🇧 WE 04 04 020	Steel	RAL 6005 Moss green	100	500
🇬🇧 WE 04 06 020	Steel	RAL 9006 White aluminium	100	500
🇬🇧 WE 04 08 020	Steel	RAL 8004 Brick red	100	500
🇬🇧 WE 04 09 020	Steel	RAL 5010 Gentian blu	100	500
🇬🇧 WE 04 12 020	Steel	RAL 9010 Pure white	100	500
🇬🇧 WE 04 13 020	Steel	RAL 7016 Anthracite Grey	100	500
🇬🇧 WE 04 07 020	Steel	Aluzinc®	100	500
WE 14 00 020	Aluminium	Natural	100	500
WE 14 01 020	Aluminium	RAL 9002 Grey white	100	500
🇬🇧 WE 14 02 020	Aluminium	RAL 8017 Chocolate brown	100	500
WE 14 03 020	Aluminium	RAL 3009 Oxide red	100	500
WE 24 05 020	A2 stainless steel	Natural	100	500
⚠️ WE 04 05 020	Copper	Natural	100	500

🇬🇧 Available on request (quantity and delivery time to be agreed) / Disponible sur demande (quantité et délai de livraison à concorder) / Auf Anfrage verfügbar (Menge und Liefertermin zu vereinbaren) / Disponible bajo solicitud, con cantidad y plazo de entrega a concordar / Производство на заказ, количество и сроки по договоренности

⚠️ Until stockout / Jusqu'à épuisement de stocks / Solange der Vorrat reicht / Hasta agotar existencias / до окончания стока



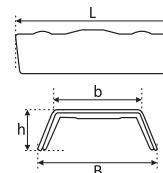
\* Product covered by European Technical Assessment, if used with Tecfi ETA-CE screws.

RAL Colour table\*

RAL 9002	RAL 8017	RAL 3009	RAL 6005	RAL 9006	RAL 8004
RAL 5010	RAL 7035	RAL 3000	RAL 9010	RAL 7016	RAL 9005

\* All RAL colours shown in the table are intended to be "RAL-like" (supplied glossy or satin, subject to availability)

Sizes / Dimensions / Abmessungen  
Medidas / Размеры



Box / Boîte / Verpackung  
Сажа / Упаковка



# AE - WE Size 20 Narrow Profile

Largueur 20 profil étroit  
Breite 20 enges Profil  
Greca 20 perfil reducido  
Ширина 20 узкий профиль

Minimum Order Quantity: 1 carton

## Metal cap for roofing with Polyethylene sealing gasket (EPDM sealing available on request)

- Cavalier avec garniture en polyéthylène expansé (avec EPDM sur demande)
- Kalotte mit Schaumstoffdichtung (EPDM-Dichtung auf Anfrage)
- Arandela metálica grecada con junta de estanqueidad de Polietileno Expandido (EPDM disponible a solicitud)
- Металлический колпачок для кровельного металлопрофиля с уплотнением из вспенивающегося полиэтилена (EPDM на заказ)

AE carton: 500 pcs.



Size

B x b x L x h x hole (mm)  
30 x 22 x 50 x 14 x Ø6,5



- Available on request with hole Ø8mm (item code PY)
- Trou Ø8mm disponible sur demande (code article PY)
  - Loch Ø8mm auf Anfrage verfügbar (Artikelnummer PY)
  - Agujero central Ø8mm disponible a solicitud (código PY)
  - Центральное отверстие Ø8mm по запросу (коде PY)

Item code	Material	Finishing	Pcs. per box	Pcs. per carton
AE 08 00 020	Steel	Zinc plated	-	500
AE 08 01 020	Steel	RAL 9002 Grey white	-	500
AE 08 02 020	Steel	RAL 8017 Chocolate brown	-	500
AE 08 03 020	Steel	RAL 3009 Oxide red	-	500
AE 08 04 020	Steel	RAL 6005 Moss green	-	500
AE 08 06 020	Steel	RAL 9006 White aluminium	-	500
AE 08 08 020	Steel	RAL 8004 Brick red	-	500
AE 08 09 020	Steel	RAL 5010 Gentian blu	-	500
AE 08 10 020	Steel	RAL 7035 Light grey	-	500
AE 08 12 020	Steel	RAL 9010 Pure white	-	500
AE 08 13 020	Steel	RAL 7016 Anthracite Grey	-	500
AE 08 14 020	Steel	RAL 9005 Jet black	-	500
AE 08 07 020	Steel	Aluzinc®	-	500
AE 18 00 020	Aluminium	Natural	-	500
AE 18 01 020	Aluminium	RAL 9002 Grey white	-	500
AE 18 02 020	Aluminium	RAL 8017 Chocolate brown	-	500
AE 18 03 020	Aluminium	RAL 3009 Oxide red	-	500
AE 28 05 020	A2 stainless steel	Natural	-	500

Available on request (quantity and delivery time to be agreed) / Disponible sur demande (quantité et délai de livraison à concorder) / Auf Anfrage verfügbar (Menge und Liefertermin zu vereinbaren) / Disponible bajo solicitud, con cantidad y plazo de entrega a concordar / Производство на заказ, количество и сроки по договоренности

WE box: 100pcs. / carton: 500 pcs.



Size

B x b x L x h x hole (mm)  
30 x 22 x 50 x 14 x Ø6,5



- Available on request with hole Ø8mm (item code WY)
- Trou Ø8mm disponible sur demande (code article WY)
  - Loch Ø8mm auf Anfrage verfügbar (Artikelnummer WY)
  - Agujero central Ø8mm disponible a solicitud (código WY)
  - Центральное отверстие Ø8mm по запросу (коде WY)

Item code	Material	Finishing	Pcs. per box	Pcs. per carton
WE 08 00 020	Steel	Zinc plated	100	500
WE 08 01 020	Steel	RAL 9002 Grey white	100	500
WE 08 02 020	Steel	RAL 8017 Chocolate brown	100	500
WE 08 03 020	Steel	RAL 3009 Oxide red	100	500
WE 08 04 020	Steel	RAL 6005 Moss green	100	500
WE 08 06 020	Steel	RAL 9006 White aluminium	100	500
WE 08 08 020	Steel	RAL 8004 Brick red	100	500
WE 08 09 020	Steel	RAL 5010 Gentian blu	100	500
WE 08 12 020	Steel	RAL 9010 Pure white	100	500
WE 08 13 020	Steel	RAL 7016 Anthracite Grey	100	500
WE 08 07 020	Steel	Aluzinc®	100	500
WE 18 00 020	Aluminium	Natural	100	500
WE 18 01 020	Aluminium	RAL 9002 Grey white	100	500
WE 18 02 020	Aluminium	RAL 8017 Chocolate brown	100	500
WE 18 03 020	Aluminium	RAL 3009 Oxide red	100	500
WE 28 05 020	A2 stainless steel	Natural	100	500

Available on request (quantity and delivery time to be agreed) / Disponible sur demande (quantité et délai de livraison à concorder) / Auf Anfrage verfügbar (Menge und Liefertermin zu vereinbaren) / Disponible bajo solicitud, con cantidad y plazo de entrega a concordar / Производство на заказ, количество и сроки по договоренности



Steel part only  
European Technical Assessment\*  
EAD 330047-01-0602

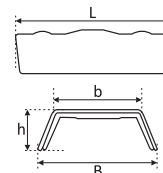
\* Product covered by European Technical Assessment, if used with Tecfi ETA-CE screws.

RAL Colour table\*

RAL 9002	RAL 8017	RAL 3009	RAL 6005	RAL 9006	RAL 8004
RAL 5010	RAL 7035	RAL 9010	RAL 7016	RAL 9005	

\* All RAL colours shown in the table are intended to be "RAL-like" (supplied glossy or satin, subject to availability)

Sizes / Dimensions / Abmessungen  
Medidas / Размеры



Box / Boîte / Verpackung  
Caja / Упаковка



# AE - WE Size 25 Largeur 25 / Breite 25 / Greca 25 / Шпунна 25

Minimun Order Quantity: 1 carton

## 🇬🇧 Metal cap for roofing with Polyethylene sealing gasket (EPDM sealing available on request)

- 🇫🇷 Cavalier avec garniture en polyéthylène expansé (avec EPDM sur demande)
- 🇩🇪 Kalotte mit Schaumstoffdichtung (EPDM-Dichtung auf Anfrage)
- 🇪🇸 Arandela metálica grecada con junta de estanqueidad de Polietileno Expandido (EPDM disponible a solicitud)
- 🇷🇺 Металлический колпачок для кровельного металлопрофиля с уплотнением из вспенивающегося полиэтилена (EPDM на заказ)

AE carton: 500 pcs.



- 🇬🇧 Available on request with hole ø8mm (Item code PY)
- 🇫🇷 Trou ø8mm disponible sur demande (code article PY)
  - 🇩🇪 Loch ø8mm auf Anfrage verfügbar (Artikelnummer PY)
  - 🇪🇸 Agujero central ø8mm disponible a solicitud (código PY)
  - 🇷🇺 Центральное отверстие ø8mm по запросу (коде PY)

Item code	Material	Finishing	Pcs. per box	Pcs. per carton
🇬🇧 AE 03 00 025	Steel	Zinc plated	-	500
🇬🇧 AE 03 01 025	Steel	RAL 9002 Grey white	-	500
🇬🇧 AE 03 02 025	Steel	RAL 8017 Chocolate brown	-	500
🇬🇧 AE 03 03 025	Steel	RAL 3009 Oxide red	-	500
🇬🇧 AE 03 04 025	Steel	RAL 6005 Moss green	-	500
🇬🇧 AE 03 06 025	Steel	RAL 9006 White aluminium	-	500
🇬🇧 AE 03 08 025	Steel	RAL 8004 Brick red	-	500
🇬🇧 AE 03 09 025	Steel	RAL 5010 Gentian blu	-	500
🇬🇧 AE 03 10 025	Steel	RAL 7035 Light grey	-	500
🇬🇧 AE 03 11 025	Steel	RAL 3000 Fire red	-	500
🇬🇧 AE 03 12 025	Steel	RAL 9010 Pure white	-	500
🇬🇧 AE 03 13 025	Steel	RAL 7016 Anthracite Grey	-	500
🇬🇧 AE 03 14 025	Steel	RAL 9005 Jet black	-	500
🇬🇧 AE 03 07 025	Steel	Aluzinc®	-	500
AE 13 00 025	Aluminium	Natural	-	500
AE 13 01 025	Aluminium	RAL 9002 Grey white	-	500
AE 13 02 025	Aluminium	RAL 8017 Chocolate brown	-	500
AE 13 03 025	Aluminium	RAL 3009 Oxide red	-	500
AE 23 05 025	A2 stainless steel	Natural	-	500

⚠️ Until stockout / Jusqu'à épuisement de stocks / Solange der Vorrat reicht / Hasta agotar existencias / до окончания стока

WE box: 100pcs. / carton: 500 pcs.



- 🇬🇧 Available on request with hole ø8mm (Item code WY)
- 🇫🇷 Trou ø8mm disponible sur demande (code article WY)
  - 🇩🇪 Loch ø8mm auf Anfrage verfügbar (Artikelnummer WY)
  - 🇪🇸 Agujero central ø8mm disponible a solicitud (código WY)
  - 🇷🇺 Центральное отверстие ø8mm по запросу (коде WY)

Item code	Material	Finishing	Pcs. per box	Pcs. per carton
🇬🇧 WE 03 00 025	Steel	Zinc plated	100	500
🇬🇧 WE 03 01 025	Steel	RAL 9002 Grey white	100	500
🇬🇧 WE 03 02 025	Steel	RAL 8017 Chocolate brown	100	500
🇬🇧 WE 03 03 025	Steel	RAL 3009 Oxide red	100	500
🇬🇧 WE 03 04 025	Steel	RAL 6005 Moss green	100	500
🇬🇧 WE 03 06 025	Steel	RAL 9006 White aluminium	100	500
🇬🇧 WE 03 08 025	Steel	RAL 8004 Brick red	100	500
🇬🇧 WE 03 09 025	Steel	RAL 5010 Gentian blu	100	500
🇬🇧 WE 03 12 025	Steel	RAL 9010 Pure white	100	500
🇬🇧 WE 03 13 025	Steel	RAL 7016 Anthracite Grey	100	500
🇬🇧 WE 03 07 025	Steel	Aluzinc®	100	500
WE 13 00 025	Aluminium	Natural	100	500
WE 13 01 025	Aluminium	RAL 9002 Grey white	100	500
🇬🇧 WE 13 02 025	Aluminium	RAL 8017 Chocolate brown	100	500
WE 13 03 025	Aluminium	RAL 3009 Oxide red	100	500
WE 23 05 025	A2 stainless steel	Natural	100	500

🇬🇧 Available on request (quantity and delivery time to be agreed) / Disponible sur demande (quantité et délai de livraison à concorder) / Auf Anfrage verfügbar (Menge und Liefertermin zu vereinbaren) / Disponible bajo solicitud, con cantidad y plazo de entrega a concordar / Производство на заказ, количество и сроки по договоренности



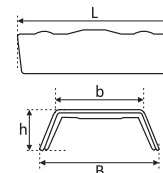
\* Product covered by European Technical Assessment, if used with Tecfi ETA-CE screws.

RAL Colour table\*

RAL 9002	RAL 8017	RAL 3009	RAL 6005	RAL 9006	RAL 8004
RAL 5010	RAL 7035	RAL 3000	RAL 9010	RAL 7016	RAL 9005

\* All RAL colours shown in the table are intended to be "RAL-like" (supplied glossy or satin, subject to availability)

Sizes / Dimensions / Abmessungen  
Medidas / Размеры



Box / Boîte / Verpackung  
Caja / Упаковка



# AE - WE Size 25 Larger Base

Base Large / Breite Basis  
Base / Ancha / Широкая основа

Minimum Order Quantity: 1 carton

## Metal cap for roofing with Polyethylene sealing gasket (EPDM sealing available on request)

- Cavalier avec garniture en polyéthylène expansé (avec EPDM sur demande)
- Kalotte mit Schaumstoffdichtung (EPDM-Dichtung auf Anfrage)
- Arandela metálica grecada con junta de estanqueidad de Polietileno Expandido (EPDM disponible a solicitud)
- Металлический колпачок для кровельного металлопрофиля с уплотнением из вспенивающегося полиэтилена (EPDM на заказ)

AE carton: 500 pcs.

Item code	Material	Finishing	Pcs. per box	Pcs. per carton
AE 50 00 025	Steel	Zinc plated	-	500
AE 50 01 025	Steel	RAL 9002 Grey white	-	500
AE 50 02 025	Steel	RAL 8017 Chocolate brown	-	500
AE 50 03 025	Steel	RAL 3009 Oxide red	-	500
AE 50 04 025	Steel	RAL 6005 Moss green	-	500
AE 50 06 025	Steel	RAL 9006 White aluminium	-	500
AE 50 08 025	Steel	RAL 8004 Brick red	-	500
AE 50 09 025	Steel	RAL 5010 Gentian blu	-	500
AE 50 10 025	Steel	RAL 7035 Light grey	-	500
AE 50 12 025	Steel	RAL 9010 Pure white	-	500
AE 50 13 025	Steel	RAL 7016 Anthracite Grey	-	500
AE 50 14 025	Steel	RAL 9005 Jet black	-	500
AE 50 07 025	Steel	Aluzinc®	-	500
AE 51 00 025	Aluminium	Natural	-	500
AE 51 01 025	Aluminium	RAL 9002 Grey white	-	500
AE 51 02 025	Aluminium	RAL 8017 Chocolate brown	-	500
AE 51 03 025	Aluminium	RAL 3009 Oxide red	-	500
AE 52 05 025	A2 stainless steel	Natural	-	500

Available on request (quantity and delivery time to be agreed) / Disponible sur demande (quantité et délai de livraison à concorder) / Auf Anfrage verfügbar (Menge und Liefertermin zu vereinbaren) / Disponible bajo solicitud, con cantidad y plazo de entrega a concordar / Производство на заказ, количество и сроки по договоренности



Size

B x b x L x h x hole (mm)  
38 x 26 x 50 x 11 x Ø6,5



- Available on request with hole Ø8mm (Item code PY)
- Trou Ø8mm disponible sur demande (code article PY)
- Loch Ø8mm auf Anfrage verfügbar (Artikelnummer PY)
- Agujero central Ø8mm disponible a solicitud (código PY)
- Центральное отверстие Ø8mm по запросу (коде PY)

WE box: 100pcs. / carton: 500 pcs.

Item code	Material	Finishing	Pcs. per box	Pcs. per carton
WE 50 00 025	Steel	Zinc plated	100	500
WE 50 01 025	Steel	RAL 9002 Grey white	100	500
WE 50 02 025	Steel	RAL 8017 Chocolate brown	100	500
WE 50 03 025	Steel	RAL 3009 Oxide red	100	500
WE 50 04 025	Steel	RAL 6005 Moss green	100	500
WE 50 06 025	Steel	RAL 9006 White aluminium	100	500
WE 50 08 025	Steel	RAL 8004 Brick red	100	500
WE 50 09 025	Steel	RAL 5010 Gentian blu	100	500
WE 50 12 025	Steel	RAL 9010 Pure white	100	500
WE 50 13 025	Steel	RAL 7016 Anthracite Grey	100	500
WE 50 07 025	Steel	Aluzinc®	100	500
WE 51 00 025	Aluminium	Natural	100	500
WE 51 01 025	Aluminium	RAL 9002 Grey white	100	500
WE 51 02 025	Aluminium	RAL 8017 Chocolate brown	100	500
WE 51 03 025	Aluminium	RAL 3009 Oxide red	100	500
WE 52 05 025	A2 stainless steel	Natural	100	500

Available on request (quantity and delivery time to be agreed) / Disponible sur demande (quantité et délai de livraison à concorder) / Auf Anfrage verfügbar (Menge und Liefertermin zu vereinbaren) / Disponible bajo solicitud, con cantidad y plazo de entrega a concordar / Производство на заказ, количество и сроки по договоренности



Size

B x b x L x h x hole (mm)  
38 x 26 x 50 x 11 x Ø6,5



- Available on request with hole Ø8mm (Item code WY)
- Trou Ø8mm disponible sur demande (code article WY)
- Loch Ø8mm auf Anfrage verfügbar (Artikelnummer WY)
- Agujero central Ø8mm disponible a solicitud (código WY)
- Центральное отверстие Ø8mm по запросу (коде WY)



Steel part only  
European Technical Assessment\*  
EAD 330047-01-0602

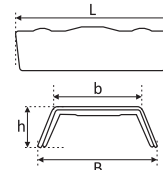
\* Product covered by European Technical Assessment, if used with Tecfi ETA-CE screws.

RAL Colour table\*



\* All RAL colours shown in the table are intended to be "RAL-like" (supplied glossy or satin, subject to availability)

Sizes / Dimensions / Abmessungen  
Medidas / Размеры



Box / Boîte / Verpackung  
Caja / Упаковка



# AE - WE Size 30


Largeur 30 / Breite 30 / Greca 30 / Шпунна 30

Minimum Order Quantity: 1 carton

## 🇬🇧 Metal cap for roofing with Polyethylene sealing gasket (EPDM sealing available on request)

- 🇫🇷 Cavalier avec garniture en polyéthylène expansé (avec EPDM sur demande)
- 🇩🇪 Kalotte mit Schaumstoffdichtung (EPDM-Dichtung auf Anfrage)
- 🇪🇸 Arandela metálica grecada con junta de estanqueidad de Polietileno Expandido (EPDM disponible a solicitud)
- 🇷🇺 Металлический колпачок для кровельного металлопрофиля с уплотнением из вспенивающегося полиэтилена (EPDM на заказ)

AE carton: 500 pcs.



Size

B x b x L x h x hole (mm)  
38 x 30 x 50 x 10 x Ø6,5




- 🇬🇧 Available on request with hole Ø8mm (item code PY)
- 🇫🇷 Trou Ø8mm disponible sur demande (code article PY)
  - 🇩🇪 Loch Ø8mm auf Anfrage verfügbar (Artikelnummer PY)
  - 🇪🇸 Agujero central Ø8mm disponible a solicitud (código PY)
  - 🇷🇺 Центральное отверстие Ø8mm по запросу (коде PY)

Item code	Material	Finishing	Pcs. per box	Pcs. per carton
🇬🇧 AE 06 00 030	Steel	Zinc plated	-	500
🇬🇧 AE 06 01 030	Steel	RAL 9002 Grey white	-	500
🇬🇧 AE 06 02 030	Steel	RAL 8017 Chocolate brown	-	500
🇬🇧 AE 06 03 030	Steel	RAL 3009 Oxide red	-	500
🇬🇧 AE 06 04 030	Steel	RAL 6005 Moss green	-	500
🇬🇧 AE 06 06 030	Steel	RAL 9006 White aluminium	-	500
🇬🇧 AE 06 08 030	Steel	RAL 8004 Brick red	-	500
🇬🇧 AE 06 09 030	Steel	RAL 5010 Gentian blu	-	500
🇬🇧 AE 06 10 030	Steel	RAL 7035 Light grey	-	500
🇬🇧 AE 06 11 030	Steel	RAL 3000 Fire red	-	500
🇬🇧 AE 06 12 030	Steel	RAL 9010 Pure white	-	500
🇬🇧 AE 06 13 030	Steel	RAL 7016 Anthracite Grey	-	500
🇬🇧 AE 06 14 030	Steel	RAL 9005 Jet black	-	500
🇬🇧 AE 06 07 030	Steel	Aluzinc®	-	500
AE 16 00 030	Aluminium	Natural	-	500
AE 16 01 030	Aluminium	RAL 9002 Grey white	-	500
AE 16 02 030	Aluminium	RAL 8017 Chocolate brown	-	500
AE 16 03 030	Aluminium	RAL 3009 Oxide red	-	500
AE 26 05 030	A2 stainless steel	Natural	-	500

🇬🇧 Available on request (quantity and delivery time to be agreed) / Disponible sur demande (quantité et délai de livraison à concorder) / Auf Anfrage verfügbar (Menge und Liefertermin zu vereinbaren) / Disponible bajo solicitud, con cantidad y plazo de entrega a concordar / Производство на заказ, количество и сроки по договоренности

⚠️ Until stockout / Jusqu'à épuisement de stocks / Solange der Vorrat reicht / Hasta agotar existencias / до окончания стока

WE box: 100pcs. / carton: 500 pcs.



Size

B x b x L x h x hole (mm)  
38 x 30 x 50 x 10 x Ø6,5



- 🇬🇧 Available on request with hole Ø8mm (item code WY)
- 🇫🇷 Trou Ø8mm disponible sur demande (code article WY)
  - 🇩🇪 Loch Ø8mm auf Anfrage verfügbar (Artikelnummer WY)
  - 🇪🇸 Agujero central Ø8mm disponible a solicitud (código WY)
  - 🇷🇺 Центральное отверстие Ø8mm по запросу (коде WY)

Item code	Material	Finishing	Pcs. per box	Pcs. per carton
🇬🇧 WE 06 00 030	Steel	Zinc plated	100	500
🇬🇧 WE 06 01 030	Steel	RAL 9002 Grey white	100	500
🇬🇧 WE 06 02 030	Steel	RAL 8017 Chocolate brown	100	500
🇬🇧 WE 06 03 030	Steel	RAL 3009 Oxide red	100	500
🇬🇧 WE 06 04 030	Steel	RAL 6005 Moss green	100	500
🇬🇧 WE 06 06 030	Steel	RAL 9006 White aluminium	100	500
🇬🇧 WE 06 08 030	Steel	RAL 8004 Brick red	100	500
🇬🇧 WE 06 09 030	Steel	RAL 5010 Gentian blu	100	500
🇬🇧 WE 06 12 030	Steel	RAL 9010 Pure white	100	500
🇬🇧 WE 06 13 030	Steel	RAL 7016 Anthracite Grey	100	500
🇬🇧 WE 06 07 030	Steel	Aluzinc®	100	500
WE 16 00 030	Aluminium	Natural	100	500
WE 16 01 030	Aluminium	RAL 9002 Grey white	100	500
🇬🇧 WE 16 02 030	Aluminium	RAL 8017 Chocolate brown	100	500
WE 16 03 030	Aluminium	RAL 3009 Oxide red	100	500
WE 26 05 030	A2 stainless steel	Natural	100	500

🇬🇧 Available on request (quantity and delivery time to be agreed) / Disponible sur demande (quantité et délai de livraison à concorder) / Auf Anfrage verfügbar (Menge und Liefertermin zu vereinbaren) / Disponible bajo solicitud, con cantidad y plazo de entrega a concordar / Производство на заказ, количество и сроки по договоренности



Steel part only  
European Technical Assessment\*  
EAD 330047-01-0602

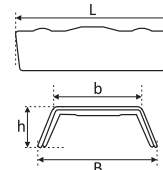
\* Product covered by European Technical Assessment, if used with Tecfi ETA-CE screws.

RAL Colour table\*

RAL 9002	RAL 8017	RAL 3009	RAL 6005	RAL 9006	RAL 8004
RAL 5010	RAL 7035	RAL 3000	RAL 9010	RAL 7016	RAL 9005

\* All RAL colours shown in the table are intended to be "RAL-like" (supplied glossy or satin, subject to availability)

Sizes / Dimensions / Abmessungen  
Medidas / Размеры



Box / Boîte / Verpackung  
Caja / Упаковка




# AE - WE Size 35 Largeur 35 / Breite 35 / Greca 35 / Шуринуа 35

Minimun Order Quantity: 1 carton

## 🇬🇧 Metal cap for roofing with Polyethylene sealing gasket (EPDM sealing available on request)

- 🇫🇷 Cavalier avec garniture en polyéthylène expansé (avec EPDM sur demande)
- 🇩🇪 Kalotte mit Schaumstoffdichtung (EPDM-Dichtung auf Anfrage)
- 🇪🇸 Arandela metálica grecada con junta de estanqueidad de Polietileno Expandido (EPDM disponible a solicitud)
- 🇷🇺 Металлический колпачок для кровельного металлопрофиля с уплотнением из вспенивающегося полиэтилена (EPDM на заказ)

AE carton: 500 pcs.



Size

B x b x L x h x hole (mm)  
41 x 35 x 50 x 8 x Ø6,5




- 📌 Available on request with hole Ø8mm (Item code PY)
- 🇫🇷 Trou Ø8mm disponible sur demande (code article PY)
  - 🇩🇪 Loch Ø8mm auf Anfrage verfügbar (Artikelnummer PY)
  - 🇪🇸 Agujero central Ø8mm disponible a solicitud (código PY)
  - 🇷🇺 Центральное отверстие Ø8mm по запросу (коде PY)

Item code	Material	Finishing	Pcs. per box	Pcs. per carton
🔥 AE 09 00 035	Steel	Zinc plated	-	500
🔥 AE 09 01 035	Steel	RAL 9002 Grey white	-	500
🔥 AE 09 02 035	Steel	RAL 8017 Chocolate brown	-	500
🔥 AE 09 03 035	Steel	RAL 3009 Oxide red	-	500
🔥 AE 09 04 035	Steel	RAL 6005 Moss green	-	500
🔥 AE 09 06 035	Steel	RAL 9006 White aluminium	-	500
🔥 AE 09 08 035	Steel	RAL 8004 Brick red	-	500
🔥 AE 09 09 035	Steel	RAL 5010 Gentian blu	-	500
🔥 AE 09 10 035	Steel	RAL 7035 Light grey	-	500
🔥 AE 09 12 035	Steel	RAL 9010 Pure white	-	500
🔥 AE 09 13 035	Steel	RAL 7016 Anthracite Grey	-	500
🔥 AE 09 14 035	Steel	RAL 9005 Jet black	-	500
🔥 AE 09 07 035	Steel	Aluzinc®	-	500
AE 19 00 035	Aluminium	Natural	-	500
AE 19 01 035	Aluminium	RAL 9002 Grey white	-	500
AE 19 02 035	Aluminium	RAL 8017 Chocolate brown	-	500
AE 19 03 035	Aluminium	RAL 3009 Oxide red	-	500
AE 29 05 035	A2 stainless steel	Natural	-	500

📌 Available on request (quantity and delivery time to be agreed) / Disponible sur demande (quantité et délai de livraison à concorder) / Auf Anfrage verfügbar (Menge und Liefertermin zu vereinbaren) / Disponible bajo solicitud, con cantidad y plazo de entrega a concordar / Производство на заказ, количество и сроки по договоренности

WE box: 100pcs. / carton: 500 pcs.



Size

B x b x L x h x hole (mm)  
41 x 35 x 50 x 8 x Ø6,5



- 📌 Available on request with hole Ø8mm (Item code WY)
- 🇫🇷 Trou Ø8mm disponible sur demande (code article WY)
  - 🇩🇪 Loch Ø8mm auf Anfrage verfügbar (Artikelnummer WY)
  - 🇪🇸 Agujero central Ø8mm disponible a solicitud (código WY)
  - 🇷🇺 Центральное отверстие Ø8mm по запросу (коде WY)

Item code	Material	Finishing	Pcs. per box	Pcs. per carton
🔥 WE 09 00 035	Steel	Zinc plated	100	500
🔥 WE 09 01 035	Steel	RAL 9002 Grey white	100	500
🔥 WE 09 02 035	Steel	RAL 8017 Chocolate brown	100	500
🔥 WE 09 03 035	Steel	RAL 3009 Oxide red	100	500
🔥 WE 09 04 035	Steel	RAL 6005 Moss green	100	500
🔥 WE 09 06 035	Steel	RAL 9006 White aluminium	100	500
🔥 WE 09 08 035	Steel	RAL 8004 Brick red	100	500
🔥 WE 09 09 035	Steel	RAL 5010 Gentian blu	100	500
🔥 WE 09 12 035	Steel	RAL 9010 Pure white	100	500
🔥 WE 09 13 035	Steel	RAL 7016 Anthracite Grey	100	500
🔥 WE 09 07 035	Steel	Aluzinc®	100	500
WE 19 00 035	Aluminium	Natural	100	500
WE 19 01 035	Aluminium	RAL 9002 Grey white	100	500
WE 19 02 035	Aluminium	RAL 8017 Chocolate brown	100	500
WE 19 03 035	Aluminium	RAL 3009 Oxide red	100	500
WE 29 05 035	A2 stainless steel	Natural	100	500

📌 Available on request (quantity and delivery time to be agreed) / Disponible sur demande (quantité et délai de livraison à concorder) / Auf Anfrage verfügbar (Menge und Liefertermin zu vereinbaren) / Disponible bajo solicitud, con cantidad y plazo de entrega a concordar / Производство на заказ, количество и сроки по договоренности



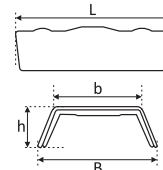
\* Product covered by European Technical Assessment, if used with Tecfi ETA-CE screws.

RAL Colour table\*

RAL 9002	RAL 8017	RAL 3009	RAL 6005	RAL 9006	RAL 8004
RAL 5010	RAL 7035	RAL 9010	RAL 7016	RAL 9005	

\* All RAL colours shown in the table are intended to be "RAL-like" (supplied glossy or satin, subject to availability)

Sizes / Dimensions / Abmessungen  
Medidas / Размеры



Box / Boîte / Verpackung  
Caja / Упаковка





# AE - WE Size 40 Largeur 40 / Breite 40 / Greca 40 / Ширину 40

Minimun Order Quantity: 1 carton

## 🇬🇧 Metal cap for roofing with Polyethylene sealing gasket (EPDM sealing available on request)

- 🇫🇷 Cavalier avec garniture en polyéthylène expansé (avec EPDM sur demande)
- 🇩🇪 Kalotte mit Schaumstoffdichtung (EPDM-Dichtung auf Anfrage)
- 🇪🇸 Arandela metálica grecada con junta de estanqueidad de Polietileno Expandido (EPDM disponible a solicitud)
- 🇷🇺 Металлический колпачок для кровельного металлопрофиля с уплотнением из вспенивающегося полиэтилена (EPDM на заказ)

AE carton: 500 pcs.



Size  
B x b x L x h x hole (mm)  
58 x 40 x 50 x 13 x ø6,5




- 🇮🇹 Available on request with hole ø8mm (item code PY)
- 🇫🇷 Trou ø8mm disponible sur demande (code article PY)
  - 🇩🇪 Loch ø8mm auf Anfrage verfügbar (Artikelnummer PY)
  - 🇪🇸 Agujero central ø8mm disponible a solicitud (código PY)
  - 🇷🇺 Центральное отверстие ø8mm по запросу (коде PY)

Item code	Material	Finishing	Pcs. per box	Pcs. per carton
🇬🇧 AE 07 00 040	Steel	Zinc plated	-	500
🇬🇧 AE 07 01 040	Steel	RAL 9002 Grey white	-	500
🇬🇧 AE 07 02 040	Steel	RAL 8017 Chocolate brown	-	500
🇬🇧 AE 07 03 040	Steel	RAL 3009 Oxide red	-	500
🇬🇧 AE 07 04 040	Steel	RAL 6005 Moss green	-	500
🇬🇧 AE 07 06 040	Steel	RAL 9006 White aluminium	-	500
🇬🇧 AE 07 08 040	Steel	RAL 8004 Brick red	-	500
🇬🇧 AE 07 09 040	Steel	RAL 5010 Gentian blu	-	500
🇬🇧 AE 07 12 040	Steel	RAL 9010 Pure white	-	500
🇬🇧 AE 07 13 040	Steel	RAL 7016 Anthracite Grey	-	500
🇬🇧 AE 07 07 040	Steel	Aluzinc®	-	500
AE 10 00 040	Aluminium	Natural	-	500
AE 10 01 040	Aluminium	RAL 9002 Grey white	-	500
🇬🇧 AE 27 05 040	A2 stainless steel	Natural	-	500

🇮🇹 Available on request (quantity and delivery time to be agreed) / Disponible sur demande (quantité et délai de livraison à concorder) / Auf Anfrage verfügbar (Menge und Liefertermin zu vereinbaren) / Disponible bajo solicitud, con cantidad y plazo de entrega a concordar / Производство на заказ, количество и сроки по договоренности

WE box: 100pcs. / carton: 500 pcs.



Size  
B x b x L x h x hole (mm)  
58 x 40 x 50 x 13 x ø6,5



- 🇮🇹 Available on request with hole ø8mm (item code WY)
- 🇫🇷 Trou ø8mm disponible sur demande (code article WY)
  - 🇩🇪 Loch ø8mm auf Anfrage verfügbar (Artikelnummer WY)
  - 🇪🇸 Agujero central ø8mm disponible a solicitud (código WY)
  - 🇷🇺 Центральное отверстие ø8mm по запросу (коде WY)

Item code	Material	Finishing	Pcs. per box	Pcs. per carton
🇬🇧 WE 07 00 040	Steel	Zinc plated	100	500
🇬🇧 WE 07 01 040	Steel	RAL 9002 Grey white	100	500
🇬🇧 WE 07 02 040	Steel	RAL 8017 Chocolate brown	100	500
🇬🇧 WE 07 03 040	Steel	RAL 3009 Oxide red	100	500
🇬🇧 WE 07 04 040	Steel	RAL 6005 Moss green	100	500
🇬🇧 WE 07 06 040	Steel	RAL 9006 White aluminium	100	500
🇬🇧 WE 07 08 040	Steel	RAL 8004 Brick red	100	500
🇬🇧 WE 07 09 040	Steel	RAL 5010 Gentian blu	100	500
🇬🇧 WE 07 12 040	Steel	RAL 9010 Pure white	100	500
🇬🇧 WE 07 13 040	Steel	RAL 7016 Anthracite Grey	100	500
🇬🇧 WE 07 07 040	Steel	Aluzinc®	100	500
WE 10 00 040	Aluminium	Natural	100	500
WE 10 01 040	Aluminium	RAL 9002 Grey white	100	500
🇬🇧 WE 27 05 040	A2 stainless steel	Natural	100	500

🇮🇹 Available on request (quantity and delivery time to be agreed) / Disponible sur demande (quantité et délai de livraison à concorder) / Auf Anfrage verfügbar (Menge und Liefertermin zu vereinbaren) / Disponible bajo solicitud, con cantidad y plazo de entrega a concordar / Производство на заказ, количество и сроки по договоренности



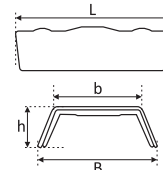
\* Product covered by European Technical Assessment, if used with Tecfi ETA-CE screws.

RAL Colour table\*

RAL 9002	RAL 8017	RAL 3009	RAL 6005	RAL 9006
RAL 8004	RAL 5010	RAL 9010	RAL 7016	

\* All RAL colours shown in the table are intended to be "RAL-like" (supplied glossy or satin, subject to availability)

Sizes / Dimensions / Abmessungen  
Medidas / Размеры



Box / Boîte / Verpackung  
Caja / Упаковка



# NEW ED Size 25 Largeur 25 / Breite 25 / Greca 25 / Ширина 25

## 🇬🇧 Metal cap for roofing with Polyethylene sealing gasket

- 🇫🇷 Cavalier en acier avec garniture en polyéthylène
- 🇩🇪 Kalotte für Dachkonstruktionen mit Schaumstoffdichtung
- 🇪🇸 Arandela grecada con junta de estanqueidad de Polietileno Expandido
- 🇷🇺 Металлический колпачок для кровельного металлопрофиля с уплотнением из вспенивающегося полиэтилена



**Size**  
B x b x L x h x hole (mm)  
70 x 25 x 50 x 41 x Ø6,5

Item code	Material	Finishing	Pcs. per carton
ED 03 00 025	Steel	Zinc plated	200
ED 13 00 025	Aluminium	Natural	200
ED 23 05 025	A2 stainless steel	Natural	200



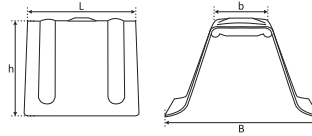
CrVI Free

Usage / Utilisation / Benutzung / Uso / Применение



Ideal for corrugated polycarbonate sheets fixing with screws. (size 25, height 40 mm)

Sizes / Dimensions / Abmessungen / Medidas / Размеры



Box / Boîte / Verpackung / Caja / Упаковка



# AE 11 - AE 02 Size 15

## 🇬🇧 Pre-galvanized steel cap for roofing

- 🇫🇷 Cavalier en acier pré-zingué pour couvertures
- 🇩🇪 Vorverzinkte Kalotte, für Dachkonstruktionen
- 🇪🇸 Arandela grecada de acero pregalvanizado
- 🇷🇺 Стальной колпачок для кровельного металлопрофиля

**AE 11** With Polyethylene sealing gasket / avec garniture en polyéthylène expansé / mit Schaumstoffdichtung / con junta de estanqueidad de Polietileno Expandido / с уплотнением из вспенивающегося полиэтилена



Item code	Size	Material	Finishing	Pcs. per carton
	B x b x L x h (mm)			
Size 15 - with sealing gasket				
AE 11 00 015	36 x 15 x 50 x 36	Steel	Zinc plated	250



CrVI Free

**AE 02** Without Polyethylene sealing gasket / sans garniture en polyéthylène expansé / ohne Schaumstoffdichtung / sin junta de estanqueidad de Polietileno Expandido / без уплотнением из вспенивающегося полиэтилена



Item code	Size	Material	Finishing	Pcs. per carton
	B x b x L x h (mm)			
Size 15 - without sealing gasket				
AE 02 46 015	44 x 15 x 50 x 36	Steel	Zinc plated	250



CrVI Free

**AF 01** Black ruberoid rectangular gasket for roofing cap (AE 02 46 015) / Garniture en ruberoid pour cavaliers (AE 02 46 015) / Ruberoiddichtung für Kalotten (AE 02 46 015) / Junta rectangular de ruberoid para arandelas grecadas (AE 02 46 015) / Прямоугольная шайба из черного рубероида для кровельного колпачка (AE 02 46 015)



Item code	Size	Pcs. per carton
	L x l (mm)	
AF 01 17 045	17 x 45	5.000
AF 01 30 045	30 x 45	2.500

⚠️ Until stockout / Jusqu'à épuisement de stocks / Solange der Vorrat reicht / Hasta agotar existencias / до окончания стока

# KC

## 🇬🇧 Metal round cap for roofing with Polyethylene sealing gasket (EPDM sealing available on request)

- 🇫🇷 Cavalier rond pour couvertures avec garniture en polyéthylène expansé (avec EPDM sur demande)
- 🇩🇪 Rundkalotte für Dachkonstruktionen mit Schaumstoffdichtung (EPDM-Dichtung auf Anfrage)
- 🇪🇸 Arandela metálica curva con junta de estanqueidad de Polietileno Expandido (EPDM disponible bajo solicitud)
- 🇷🇺 Металлический колпачок для металлочерепицы с уплотнением из вспенивающегося полиэтилена (EPDM на заказ)

Radius 20 / Rayon 20 / Halbmesser 20 / Radio 20 / радиус 20



Size

B x b x L x h x hole (mm)  
40 x 20 x 50 x 13 x ø6,5



🇬🇧 Available on request with hole ø8mm (Item code KCY)

- 🇫🇷 Trou ø8mm disponible sur demande (code article KCY)
- 🇩🇪 Loch ø8mm auf Anfrage verfügbar (Artikelnummer KCY)
- 🇪🇸 Agujero central ø8mm disponible a solicitud (código KCY)
- 🇷🇺 Центральное отверстие ø8mm по запросу (код KCY)

New Item

Item code	Material	Finishing	Pcs. per box	Pcs. per carton
🇬🇧🇫🇷🇩🇪 KC 01 00 020	Steel	Zinc plated	-	500
🇬🇧🇫🇷🇩🇪 KC 01 01 020	Steel	RAL 9002 Grey white	-	500
🇬🇧🇫🇷🇩🇪 KC 01 02 020	Steel	RAL 8017 Chocolate brown	-	500
🇬🇧🇫🇷🇩🇪 KC 01 03 020	Steel	RAL 3009 Oxide red	-	500
🇬🇧🇫🇷🇩🇪 KC 01 04 020	Steel	RAL 6005 Moss green	-	500
🇬🇧🇫🇷🇩🇪 KC 01 06 020	Steel	RAL 9006 White aluminium	-	500
🇬🇧🇫🇷🇩🇪 KC 01 08 020	Steel	RAL 8004 Brick red	-	500
🇬🇧🇫🇷🇩🇪 KC 01 09 020	Steel	RAL 5010 Gentian blu	-	500
🇬🇧🇫🇷🇩🇪 KC 01 10 020	Steel	RAL 7035 Light grey	-	500
🇬🇧🇫🇷🇩🇪 KC 01 11 020	Steel	RAL 3000 Fire red	-	500
🇬🇧🇫🇷🇩🇪 KC 01 12 020	Steel	RAL 9010 Pure white	-	500
🇬🇧🇫🇷🇩🇪 KC 01 13 020	Steel	RAL 7016 Anthracite Grey	-	500
🇬🇧🇫🇷🇩🇪 KC 01 14 020	Steel	RAL 9005 Jet black	-	500
🇬🇧🇫🇷🇩🇪 KC 01 07 020	Steel	Aluzinc®	-	500
KC 02 00 020	Aluminium	Natural	-	500
KC 02 01 020	Aluminium	RAL 9002 Grey white	-	500
KC 02 02 020	Aluminium	RAL 8017 Chocolate brown	-	500
KC 02 03 020	Aluminium	RAL 3009 Oxide red	-	500
KC 03 00 020	A2 stainless steel	Natural	-	500

🇬🇧 Available on request (quantity and delivery time to be agreed) / Disponible sur demande (quantité et délai de livraison à concorder) / Auf Anfrage verfügbar (Menge und Liefertermin zu vereinbaren) / Disponible bajo solicitud, con cantidad y plazo de entrega a concordar / Производство на заказ, количество и сроки по договоренности

⚠️ Until stockout / Jusqu'à épuisement de stocks / Solange der Vorrat reicht / Hasta agotar existencias / до окончания стока




\* Product covered by European Technical Assessment, if used with Tecfi ETA-CE screws.

RAL Colour table\*



\* All RAL colours shown in the table are intended to be "RAL-like" (supplied glossy or satin, subject to availability)

Usage / Utilisation / Benutzung / Uso / Применение



For roof waved panels and sandwich panels (radius 20 mm) fixing.

Radius 40 / Rayon 40 / Halbmesser 40 / Radio 40 / радиус 40



Size


B x b x L x h x hole (mm)  
47 x 40 x 50 x 10 x ø7



\* Product covered by European Technical Assessment, if used with Tecfi ETA-CE screws.

Item code	Material	Finishing	Pcs. per box	Pcs. per carton
🇬🇧🇫🇷 KC 01 08 040	Steel	RAL 8004 Brick red	-	500

Usage / Utilisation / Benutzung / Uso / Применение



For roof tile panels and sandwich panels (radius 40 mm) fixing.

Box / Boîte / Verpackung / Caja / Упаковка



# CCE - CCM

## 🇬🇧 Metal round octagonal cap for roofing


🇫🇷 Rondelle octogonale en acier

🇩🇪 Achteckige Scheibe aus Stahl

🇪🇸 Arandela metálica octogonal

🇷🇺 металлический восьмигранный колпачок

**CCE** Polyethylene sealing gasket / Garniture en polyéthylène expansé / Schaumstoffdichtung / junta de estanqueidad de Polietileno Expandido / Прокладка из вспенивающегося полиэтилена



Size

B x L x hole (mm)  
47 x 75 x Ø6,5



**🇬🇧 Available on request with hole Ø8mm (Item code CCEY)**

🇫🇷 Trou Ø8mm disponible sur demande (code article CCEY)

🇩🇪 Loch Ø8mm auf Anfrage verfügbar (Artikelnummer CCEY)

🇪🇸 Agujero central Ø8mm disponible a solicitud (código CCEY)

🇷🇺 Центральное отверстие Ø8mm по запросу (коде CCEY)

Item code	Material	Finishing	Pcs. per box	Pcs. per carton
🔥 CCE 00 75 050	Steel	Zinc plated	-	500
🔥 CCE 01 75 050	Steel	RAL 9002 Grey white	-	500
🔥 CCE 02 75 050	Steel	RAL 8017 Chocolate brown	-	500
🔥 CCE 03 75 050	Steel	RAL 3009 Oxide red	-	500
🔥 CCE 04 75 050	Steel	RAL 8004 Brick red	-	500
🔥 CCE 07 75 050	Steel	RAL 6005 Moss green	-	500
🔥 CCE 08 75 050	Steel	RAL 9006 White aluminium	-	500
🔥 CCE 09 75 050	Steel	RAL 5010 Gentian blu	-	500
⚠️🔥 CCE 11 75 050	Steel	RAL 3000 Fire red	-	500
🔥 CCE 13 75 050	Steel	RAL 9010 Pure white	-	500
🔥 CCE 14 75 050	Steel	RAL 7016 Anthracite Grey	-	500
<b>New Item</b> 🔥 CCE 15 75 050	Steel	RAL 9005 Jet black	-	500
🔥 CCE 10 75 050	Steel	Aluzinc®	-	500
CCE 06 75 050	Aluminium	Natural	-	500
CCE 51 75 050	Aluminium	RAL 9002 Grey white	-	500
CCE 52 75 050	Aluminium	RAL 8017 Chocolate brown	-	500
CCE 53 75 050	Aluminium	RAL 3009 Oxide red	-	500
CCE 20 75 050	A2 stainless steel	Natural	-	500

**🇬🇧 Available on request (quantity and delivery time to be agreed) / Disponible sur demande (quantité et délai de livraison à concorder) / Auf Anfrage verfügbar (Menge und Liefertermin zu vereinbaren) / Disponible bajo solicitud, con cantidad y plazo de entrega a concordar / Производство на заказ, количество и сроки по договоренности**

**⚠️ Until stockout / Jusqu'à épuisement de stocks / Solange der Vorrat reicht / Hasta agotar existencias / до окончания стока**

**CCM** Sealing washer in EPDM / Garniture EPDM / EPDM Dichtung / junta de EPDM / уплотнение из EPDM



Size

B x L x hole (mm)  
47 x 75 x Ø6,5



**🇬🇧 Available on request with hole Ø8mm (Item code CCMY)**

🇫🇷 Trou Ø8mm disponible sur demande (code article CCMY)

🇩🇪 Loch Ø8mm auf Anfrage verfügbar (Artikelnummer CCMY)

🇪🇸 Agujero central Ø8mm disponible a solicitud (código CCMY)

🇷🇺 Центральное отверстие Ø8mm по запросу (коде CCMY)

Item code	Material	Finishing	Pcs. per box	Pcs. per carton
🔥 CCM 00 75 050	Steel	Zinc plated	-	500
🔥 CCM 01 75 050	Steel	RAL 9002 Grey white	-	500
🔥 CCM 02 75 050	Steel	RAL 8017 Chocolate brown	-	500
🔥 CCM 03 75 050	Steel	RAL 3009 Oxide red	-	500
🔥 CCM 04 75 050	Steel	RAL 8004 Brick red	-	500
🔥 CCM 07 75 050	Steel	RAL 6005 Moss green	-	500
🔥 CCM 08 75 050	Steel	RAL 9006 White aluminium	-	500
🔥 CCM 09 75 050	Steel	RAL 5010 Gentian blu	-	500
⚠️🔥 CCM 12 75 050	Steel	RAL 7035 Light grey	-	500
🔥 CCM 13 75 050	Steel	RAL 9010 Pure white	-	500
🔥 CCM 14 75 050	Steel	RAL 7016 Anthracite Grey	-	500
🔥 CCM 15 75 050	Steel	RAL 9005 Jet black	-	500
<b>New Item</b> 🔥 CCM 10 75 050	Steel	Aluzinc®	-	500
CCM 06 75 050	Aluminium	Natural	-	500
CCM 51 75 050	Aluminium	RAL 9002 Grey white	-	500
🔥 CCM 52 75 050	Aluminium	RAL 8017 Chocolate brown	-	500
CCM 53 75 050	Aluminium	RAL 3009 Oxide red	-	500
CCM 20 75 050	A2 stainless steel	Natural	-	500

**🇬🇧 Available on request (quantity and delivery time to be agreed) / Disponible sur demande (quantité et délai de livraison à concorder) / Auf Anfrage verfügbar (Menge und Liefertermin zu vereinbaren) / Disponible bajo solicitud, con cantidad y plazo de entrega a concordar / Производство на заказ, количество и сроки по договоренности**

**⚠️ Until stockout / Jusqu'à épuisement de stocks / Solange der Vorrat reicht / Hasta agotar existencias / до окончания стока**



Steel part only  
European Technical Assessment\*  
EAD 330047-01-0602


\* Product covered by European Technical Assessment, if used with Tecfi ETA-CE screws.

RAL Colour table\*

RAL 9002	RAL 8017	RAL 3009	RAL 6005	RAL 9006	RAL 8004
RAL 5010	RAL 7035	RAL 3000	RAL 9010	RAL 7016	RAL 9005

\* All RAL colours shown in the table are intended to be "RAL-like" (supplied glossy or satin, subject to availability)

Usage / Utilisation / Benutzung / Uso / Применение



Box / Boîte / Verpackung / Caja Упаковка



# FS 01

## White large nylon washer with small cap and PE foam sealing gasket

- 🇫🇷 Rondelle large en nylon avec petit capuchon et garniture en polyéthylène expansé
- 🇩🇪 Breite Nylonscheibe mit kleiner Kappe und Schaumstoffdichtung
- 🇪🇸 Arandela ancha blanca de nylon con tapón cubre tornillo y junta de estanqueidad de Polietileno Expandido
- 🇷🇺 Широкая нейлоновая шайба белого цвета с заглушкой и с прокладкой из вспенивающегося полиэтилена



Item code	Shank height h (mm)	Pcs. per carton
FS 01 00 050	without shank	200
FS 01 06 050	6	200
FS 01 10 050	10	200
FS 01 16 050	16	200

Box / Boîte / Verpackung / Caja / Упаковка



# CO 02


## Wavy plastic sheets (waves size 76 x 18 mm) PP support

- 🇫🇷 Support en polypropylène en plastique, pour tôles ondulées (76 x 18 mm)
- 🇩🇪 Auflage aus Polypropylen für Plastikwellblätter (Wellengröße 76 x 18 mm)
- 🇪🇸 Soporte de polipropileno para olas de plástico (medida 76x18 mm)
- 🇷🇺 Волнистый полипропиленовый суппорт (размер волн 76 x 18 mm) для гофрированного пластикового листа



Item code	Size L x H x P (mm)	Pcs. per box	Pcs. per carton
CO 02 41 017	41 x 17 x 23	100	1.000

Sizes / Dimensions / Abmessungen / Medidas / Размеры



Box / Boîte / Verpackung / Caja / Упаковка



## Steel tapping screws: Core Holes (according to UNI 6946-2009 standard)

### Nominal thread screw diameter: 2,2

PLATE THICKNESS		over:	--	0,40	0,50	0,60	0,80	0,90	1,20	2,2
		up to:	0,40	0,50	0,60	0,80	0,90	1,20	2,2	3,3
* Holes diameter	Steel Stainless steel Brass	Punched Holes:	--	--	--	--	--	--	--	--
		Drilled Holes:	1,60	1,60	1,70	1,80	1,90	1,90	1,95	--
Alluminium		Punched Holes:	--	--	--	--	--	--	--	--
		Drilled Holes:	--	--	1,65	1,65	1,65	1,70	1,80	1,9

### Nominal thread screw diameter: 2,9

PLATE THICKNESS		over:	--	0,40	0,50	0,60	0,80	0,90	1,20	1,50	2,90
		up to:	0,40	0,50	0,60	0,80	0,90	1,20	1,50	2,90	4,30
* Holes diameter	Steel Stainless steel Brass	Punched Holes:	2,20	2,20	2,50	2,50	2,50	--	--	--	--
		Drilled Holes:	2,20	2,20	2,30	2,40	2,40	2,45	2,55	2,60	--
Alluminium		Punched Holes:	--	--	2,20	2,20	2,20	2,20	--	--	--
		Drilled Holes:	--	--	--	2,20	2,20	2,20	2,30	2,40	2,50

### Nominal thread screw diameter: 3,5

PLATE THICKNESS		over:	--	0,40	0,50	0,60	0,80	0,90	1,20	1,50	1,90	3,50
		up to:	0,40	0,50	0,60	0,80	0,90	1,20	1,50	1,90	3,50	5,30
* Holes diameter	Steel Stainless steel Brass	Punched Holes:	2,85	2,85	2,85	2,85	2,85	--	--	--	--	--
		Drilled Holes:	2,65	2,65	2,70	2,70	2,80	2,85	2,95	3,10	3,25	--
Alluminium		Punched Holes:	--	--	2,85	2,85	2,85	2,85	--	--	--	--
		Drilled Holes:	--	--	--	2,65	2,65	2,65	2,70	2,80	2,90	3,10

### Nominal thread screw diameter: 3,9

PLATE THICKNESS		over:	--	0,50	0,60	0,80	0,90	1,20	1,50	1,90	3,90
		up to:	0,50	0,60	0,80	0,90	1,20	1,50	1,90	3,90	5,90
* Holes diameter	Steel Stainless steel Brass	Punched Holes:	3,10	3,10	3,10	3,10	3,10	--	--	--	--
		Drilled Holes:	2,95	2,95	2,95	2,95	3,10	3,25	3,50	3,60	--
Alluminium		Punched Holes:	--	3,10	3,10	3,10	3,10	--	--	--	--
		Drilled Holes:	--	--	2,90	2,90	2,95	3,10	3,25	3,50	3,60

### Nominal thread screw diameter: 4,2

PLATE THICKNESS		over:	--	0,50	0,60	0,80	0,90	1,20	1,50	1,90	2,70	3,20	4,20
		up to:	0,50	0,60	0,80	0,90	1,20	1,50	1,90	2,70	3,20	4,20	6,30
* Holes diameter	Steel Stainless steel Brass	Punched Holes:	3,50	3,50	3,50	3,50	3,50	--	--	--	--	--	--
		Drilled Holes:	--	3,20	3,20	3,20	3,25	3,50	3,60	3,80	3,80	3,90	--
Alluminium		Punched Holes:	--	3,50	3,50	3,50	3,50	--	--	--	--	--	--
		Drilled Holes:	--	--	2,95	3,10	3,25	3,50	3,60	3,75	3,75	3,80	3,90

### Nominal thread screw diameter: 4,8

PLATE THICKNESS		over:	--	0,50	0,60	0,80	0,90	1,20	1,50	1,90	2,70	3,20	3,40	4,80
		up to:	0,50	0,60	0,80	0,90	1,20	1,50	1,90	2,70	3,20	3,40	4,80	7,20
* Holes diameter	Steel Stainless steel Brass	Punched Holes:	4	4	4	4	4	--	--	--	--	--	--	--
		Drilled Holes:	--	3,70	3,70	3,75	3,90	3,90	4	4,10	4,30	4,30	4,40	--
Alluminium		Punched Holes:	--	4	4	4	4	--	--	--	--	--	--	--
		Drilled Holes:	--	--	--	3,70	3,70	3,70	3,75	3,75	3,80	3,90	4,00	4,10

### Nominal thread screw diameter: 5,5

PLATE THICKNESS		over:	--	0,60	0,80	0,90	1,20	1,50	1,90	2,70	3,20	3,40	5,50
		up to:	0,60	0,80	0,90	1,20	1,50	1,90	2,70	3,20	3,40	5,50	8,30
* Holes diameter	Steel Stainless steel Brass	Punched Holes:	4,70	4,70	4,70	4,70	--	--	--	--	--	--	--
		Drilled Holes:	4,20	4,20	4,20	4,30	4,50	4,70	4,70	5	5	5,10	--
Alluminium		Punched Holes:	--	--	--	--	--	--	--	--	--	--	--
		Drilled Holes:	--	--	--	4,10	4,25	4,40	4,60	4,70	4,70	4,80	5

### Nominal thread screw diameter: 6,3

PLATE THICKNESS		over:	--	0,80	0,90	1,20	1,50	1,90	2,70	3,20	3,40	4,20	4,80	6,30
		up to:	0,80	0,90	1,20	1,50	1,90	2,70	3,20	3,40	4,20	4,80	6,30	9,50
* Holes diameter	Steel Stainless steel Brass	Punched Holes:	5,30	5,30	5,30	--	--	--	--	--	--	--	--	--
		Drilled Holes:	5	5	5	5,10	5,20	5,30	5,80	5,80	6	6	6	--
Alluminium		Punched Holes:	--	--	--	--	--	--	--	--	--	--	--	--
		Drilled Holes:	--	--	--	5,10	5,10	5,20	5,30	5,30	5,40	5,40	5,60	5,80

\* Hole tolerances H12 according to UNI EN ISO 286-1

	<p>🇺🇦 A2 Stainless steel Hex shank (machine + wood) dual thread screw, CE certified</p>	<p> <ul style="list-style-type: none"> <li>🇫🇷 Vis double filet en acier inox A2</li> <li>🇩🇪 Doppelgewindeschraube aus Edelstahl A2</li> <li>🇪🇸 Tornillos doble rosca (métrica + madera), de Acero Inoxidable A2</li> <li>🇷🇺 Двухсторонний шуруп с шестигранным наконечником из нержавеющей стали A2</li> </ul> </p>	<b>86</b>
	<p>🇺🇦 A2 Stainless steel heavy plate</p>	<p> <ul style="list-style-type: none"> <li>🇫🇷 Plaque lourde en acier inox A2</li> <li>🇩🇪 Schwerplatte aus Edelstahl A2</li> <li>🇪🇸 Pletinas pesadas de Acero Inoxidable A2</li> <li>🇷🇺 Утолщенная крепежная пластина из нержавеющей стали</li> </ul> </p>	<b>89</b>
	<p>🇺🇦 A2 Stainless steel Hex shank (machine + self tapping) dual thread screw</p>	<p> <ul style="list-style-type: none"> <li>🇫🇷 Vis double filet en acier inox A2</li> <li>🇩🇪 Doppelgewindeschraube aus Edelstahl A2</li> <li>🇪🇸 Tornillos doble rosca (métrica + madera), de Acero Inoxidable A2</li> <li>🇷🇺 Двухсторонний шуруп с шестигранным наконечником из нержавеющей стали A2</li> </ul> </p>	<b>90</b>
	<p>🇺🇦 HWH BIMETAL self drilling screw, reduced point</p>	<p> <ul style="list-style-type: none"> <li>🇫🇷 Vis autoperceuse bi-métal avec tête hexagonale avec pointe réduite</li> <li>🇩🇪 Bimetall Sechskant-Bohrschraube mit reduzierter Bohrspitze</li> <li>🇪🇸 Tornillo autotaladrante BIMETAL, broca reducida</li> <li>🇷🇺 Самосверлящий шуруп с шестигранной головкой BIMETAL с уменьшенным сверлом</li> </ul> </p>	<b>91</b>
	<p>🇺🇦 A2 (AISI 304) Stainless steel HWH screw</p>	<p> <ul style="list-style-type: none"> <li>🇫🇷 Vis autoperceuse tête hexagonale, en acier INOX A2 (AISI 304)</li> <li>🇩🇪 Sechskant-Bohrschraube, aus EDELSTAHL A2 (AISI 304)</li> <li>🇪🇸 Tornillo autotaladrante, de Acero Inoxidable A2 (AISI 304)</li> <li>🇷🇺 Самосверлящий шуруп с шестигранной головкой с цилиндрическим буртом из нержавеющей стали A2 (AISI 304)</li> </ul> </p>	<b>91</b>
	<p>🇺🇦 Hexagonal head screw, A2 and A4 stainless steel</p>	<p> <ul style="list-style-type: none"> <li>🇫🇷 Vis tête hexagonale en acier Inox A2 et A4</li> <li>🇩🇪 Sechskantschraube aus Edelstahl A2 und A4</li> <li>🇪🇸 Tornillo cabeza hexagonal, Acero Inoxidable A2 y A4</li> <li>🇷🇺 Болт с шестигранной головкой из нержавеющей стали A2 и A4</li> </ul> </p>	<b>92</b>
	<p>🇺🇦 DIN 912 hex socket head cap bolt in A2 (AISI 304)</p>	<p> <ul style="list-style-type: none"> <li>🇫🇷 DIN 912 - Vis tête cylindrique en acier Inox A2 (AISI 304)</li> <li>🇩🇪 DIN 912 - Zylinderschraube aus Edelstahl A2 (AISI 304)</li> <li>🇪🇸 DIN 912 - Tornillo con cabeza cilíndrica, de Acero Inoxidable A2</li> <li>🇷🇺 DIN 912 - шуруп из нержавеющей стали A2 (AISI 304) с внутренним шестигранником</li> </ul> </p>	<b>93</b>
	<p>🇺🇦 Hammer head screw A2 (AISI 304)</p>	<p> <ul style="list-style-type: none"> <li>🇫🇷 Vis tête marteau en acier Inox A2 (AISI 304)</li> <li>🇩🇪 Hammerschraube aus Edelstahl A2 (AISI 304)</li> <li>🇪🇸 Tornillo con cabeza de martillo, de Acero Inoxidable A2</li> <li>🇷🇺 Шуруп из нержавеющей стали A2 (AISI 304) с головкой-молотком</li> </ul> </p>	<b>93</b>
	<p>🇺🇦 A2 Stainless steel hex nut</p>	<p> <ul style="list-style-type: none"> <li>🇫🇷 Écrou hexagonal en Acier Inox A2</li> <li>🇩🇪 Sechskantmutter aus Edelstahl A2</li> <li>🇪🇸 Tuercas Hexagonales de Acero Inoxidable A2</li> <li>🇷🇺 Шестигранная гайка из нержавеющей стали A2</li> </ul> </p>	<b>94</b>
	<p>🇺🇦 A2 Stainless steel Washers</p>	<p> <ul style="list-style-type: none"> <li>🇫🇷 Rondelle en Acier Inox A2</li> <li>🇩🇪 Scheibe aus Edelstahl A2</li> <li>🇪🇸 Arandelas de Acero Inoxidable A2</li> <li>🇷🇺 Шайбы из нержавеющей стали A2</li> </ul> </p>	<b>95</b>
	<p>🇺🇦 EPDM Gasket</p>	<p> <ul style="list-style-type: none"> <li>🇫🇷 Rondelle circulaire en EPDM</li> <li>🇩🇪 Schwarze Rundscheibe aus EPDM</li> <li>🇪🇸 Junta de EPDM</li> <li>🇷🇺 Прокладка из EPDM</li> </ul> </p>	<b>97</b>
	<p>🇺🇦 Strut nut, zinc plated</p>	<p> <ul style="list-style-type: none"> <li>🇫🇷 Platine écrou pour rail, en acier zingué</li> <li>🇩🇪 Schiebemutter für Schienenprofile, aus Stahl verzinkt</li> <li>🇪🇸 Conector hembra rectangular, de acero cincado</li> <li>🇷🇺 Передвижная гайка, оцинкованная</li> </ul> </p>	<b>97</b>

## 🇺🇦 Fixing systems for renewable energy plants

- 🇫🇷 Systèmes pour fixation de panneaux photovoltaïques
- 🇩🇪 Befestigungssysteme für Photovoltaikanlage
- 🇪🇸 Sistemas de fijaciones para instalaciones de energías renovables
- 🇷🇺 Крепежные системы для возобновляемых энергетических установок



# NW 31 **INOX WAVE** Stainless Steel

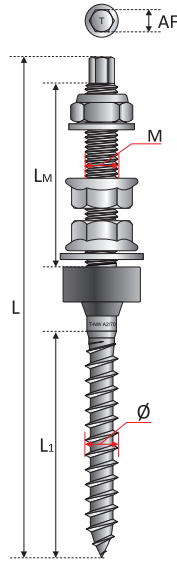
🇬🇧 **Hex shank dual thread (machine + wood) screw for solar systems fixing, assembled with 1 hex nylon insert lock nut, 2 hex flanged nuts and Washers, in A2 stainless steel (AISI 304), and EPDM gasket**

🇫🇷 Vis double filet (métrique + bois) pour fixation de panneaux photovoltaïques, avec 1 écrou hexagonal de blocage, 2 écrous hexagonaux à embase moleté et rondelles, en acier inox A2 (AISI 304) et rondelle EPDM

🇩🇪 Doppelgewindeschraube (Metrisch + Holz) für Befestigung von Photovoltaikanlage, mit 1 selbstsicherenden Sechskantmutter, 2 geflanschte Sechskantmuttern mit Sperrverzahnung und Scheibe, aus Edelstahl

🇪🇸 Tornillo doble rosca (métrica + madera) para fijación de sistemas fotovoltaicos, montado con 1 Tuerca Hexagonal Autoblocante, 2 Tuercas Hexagonales Rebordeadas y Arandelas, de Acero Inoxidable A2 (AISI 304) y junta de EPDM

🇷🇺 Двухсторонний шуруп (с метрической резьбой и резьбой по дереву) с шестигранным наконечником для крепежа фотогальванических панелей, в комплекте с шестигранной гайкой с нейлоновым вкладышем, 2 шестигранными фланцевыми гайками и шайбами, из нержавеющей стали A2 (AISI 304) и прокладкой из EPDM



Item code	Dual thread screw Ø / M x L (mm)	Thread lengths L <sub>M</sub> / L <sub>1</sub>	Pcs. per box	Pcs. per carton
<b>Ø8/M8 / AF: 5</b>				
CE 🔥 NW 31 08 150	Ø8/M8 x 150	65 / 65	50	250
CE 🔥 NW 31 08 200	Ø8/M8 x 200	95 / 65	25	125
<b>Ø10/M10 / AF: 7</b>				
CE 🔥 NW 31 10 160	Ø10/M10 x 160	70 / 70	25	125
CE 🔥 NW 31 10 200	Ø10/M10 x 200	90 / 70	25	125
CE 🔥 NW 31 10 250	Ø10/M10 x 250	140 / 70	25	125
CE 🔥 NW 31 10 300	Ø10/M10 x 300	190 / 70	20	100
<b>Ø12/M12 / AF: 8</b>				
CE 🔥 NW 31 12 200	Ø12/M12 x 200	100 / 80	20	100
CE 🔥 NW 31 12 250	Ø12/M12 x 250	100 / 100	20	100
CE 🔥 NW 31 12 300	Ø12/M12 x 300	150 / 100	15	75
CE 🔥 NW 31 12 350	Ø12/M12 x 350	200 / 100	15	75
CE 🔥 NW 31 12 400	Ø12/M12 x 400	200 / 100	-	15

CE CE Certified / Certifié CE / CE Zulassung / Certificado CE / Сертификат CE

🔥 Fire Reaction A1 (metal part only) / Réaction au feu A1, uniquement pour la partie en métal / Feuerreaktion nur Metallteil  
Reacción al fuego solo para la parte metálica / Реакция на огонь A1, только металлическая часть



## Description / Description / Beschreibung / Descripción / Описание

Hex shank dual thread (machine + wood) screw for photovoltaic panel fixing, assembled with 3 hex nuts (according to DIN 934) in A2 stainless steel (AISI 304) property class 70, EPDM based thermoplastic elastomer black gasket, and Washers (for more details see below).

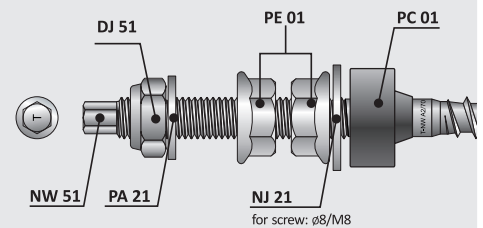
## FURTHER DETAILS:

### About Ø8/M8: Dual thread screw assembled with:

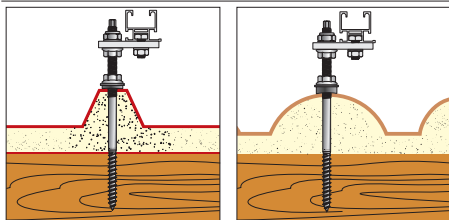
- No. 1 A2 S/S Hexagonal nylon insert lock nut (according to DIN 985) - (cod. DJ 51)
- No. 2 A2 S/S hex flanged nuts with locking serration (according to ISO 4161 - DIN 6923) - (cod. PE 01)
- No. 1 A2 S/S washer (according to ISO 7089 - DIN 125) - (cod. PA 21)
- No. 1 A2 S/S plain washer large series (according to ISO 7093 - DIN 9021) - (cod. NJ 21)
- No. 1 EPDM based TPV gasket, black colour - (cod. PC 01)

### About Ø10/M10 and Ø12/M12: Dual thread screw assembled with:

- No. 1 A2 S/S Hexagonal nylon insert lock nut (according to DIN 985) - (cod. DJ 51)
- No. 2 A2 S/S hex flanged nuts with locking serration (according to ISO 4161 - DIN 6923) - (cod. PE 01)
- No. 1 A2 S/S washer (according to ISO 7089 - DIN 125) - (cod. PA 21)
- No. 1 EPDM based TPV gasket, black colour - (cod. PC 01)



## Usage / Utilisation / Benutzung / Uso / Применение



For solar panels fixing on wood supports.

## Usage / Utilisation / Benutzung / Uso / Применение




Item included in TADS - Tecfi Anchor Design Software for computer aided design of Anchorage.

**Tecfi Anchor Design Software**  
[www.tecfi.it/tads](http://www.tecfi.it/tads)

## DoP



## Box / Boîte / Verpackung / Caja / Упаковка







# NW 21

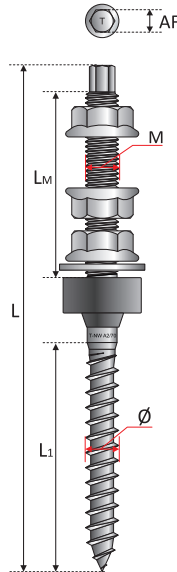
**Hex shank dual thread (machine + wood) screw for solar systems fixing, assembled with 3 hex flanged nuts and Washer, in A2 stainless steel (AISI 304), and EPDM gasket**












Vis double filet (métrique + bois) pour fixation de panneaux photovoltaïques, avec 3 écrous hexagonaux à embase moleté et rondelle, en acier INOX A2 (AISI 304) et rondelle EPDM

Doppelgewindeschraube (Metrisch + Holz) für Befestigung von Photovoltaikanlage, mit 3 geflanschten Sechskantmuttern mit Sperrverzahnung und Scheibe, aus Edelstahl A2 (AISI 304) und EPDM Dichtung


Tornillo doble rosca (métrica + madera) para fijación de sistemas fotovoltaicos, montado con 3 Tuercas Hexagonales Rebordeadas y Arandela, de Acero Inoxidable A2 (AISI 304) y junta de EPDM

Двухсторонний шуруп (с метрической резьбой и резьбой по дереву) с шестигранным наконечником для крепежа фотогальванических панелей, в комплекте с 3 шестигранными фланцевыми гайками и шайбой, из нержавеющей стали A2 (AISI 304) и прокладкой из EPDM



Item code	Dual thread screw Ø / M x L (mm)	Thread lengths LM / L1	Pcs. per box	Pcs. per carton
<b>Ø8/M8 / AF: 5</b>				
CE  NW 21 08 150	Ø8/M8 x 150	65 / 65	50	250
CE  NW 21 08 200	Ø8/M8 x 200	95 / 65	25	125
<b>Ø10/M10 / AF: 7</b>				
CE  NW 21 10 160	Ø10/M10 x 160	70 / 70	25	125
CE  NW 21 10 200	Ø10/M10 x 200	90 / 70	25	125
CE  NW 21 10 250	Ø10/M10 x 250	140 / 70	25	125
CE  NW 21 10 300	Ø10/M10 x 300	190 / 70	20	100
<b>Ø12/M12 / AF: 8</b>				
CE  NW 21 12 200	Ø12/M12 x 200	100 / 80	20	100
CE  NW 21 12 250	Ø12/M12 x 250	100 / 100	20	100
CE  NW 21 12 300	Ø12/M12 x 300	150 / 100	15	75
CE  NW 21 12 350	Ø12/M12 x 350	200 / 100	15	75
CE  NW 21 12 400	Ø12/M12 x 400	200 / 100	-	15

CE Certified / Certifié CE / CE Zulassung / Certificado CE / Сертификат CE

 Fire Reaction A1 (metal part only) / Réaction au feu A1, uniquement pour la partie en métal / Feuerreaktion nur Metallteil  
Reacción al fuego solo para la parte metálica / Реакция на огонь A1, только металлическая часть



## Description / Description / Beschreibung / Descripción / Описание

Hex shank dual thread (machine + wood) screw for photovoltaic panel fixing, assembled with 3 hex flanged nuts (according to ISO 4161 - DIN 6923), in A2 stainless steel (AISI 304) property class 70, EPDM based thermoplastic elastomer black gasket, and Washers (for more details see below).

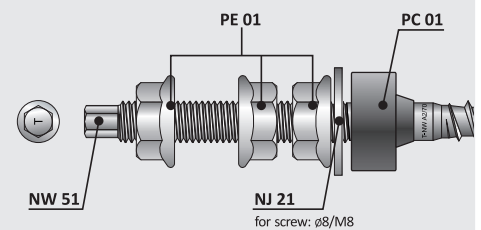
## FURTHER DETAILS:

### About Ø8/M8: Dual thread screw assembled with:

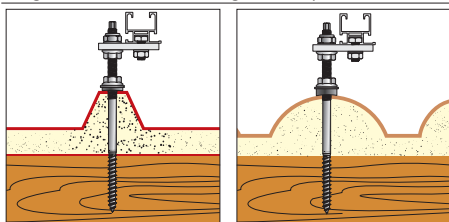
- No. 3 A2 S/S hex flanged nuts with locking serration (according to ISO 4161 - DIN 6923) - (cod. PE 01)
- No. 1 A2 S/S plain washer large series (according to ISO 7093 - DIN 9021) - (cod. NJ 21)
- No. 1 EPDM based TPV gasket, black colour - (cod. PC 01)

### About Ø10/M10 e Ø12/M12: Dual thread screw assembled with:

- No. 3 A2 S/S hex flanged nuts with locking serration (according to ISO 4161 - DIN 6923) - (cod. PE 01)
- No. 1 EPDM based TPV gasket, black colour - (cod. PC 01)




## Usage / Utilisation / Benutzung / Uso / Применение



For solar panels fixing on wood supports.

## Usage / Utilisation / Benutzung / Uso / Применение


 Item included in TADS - Tecfi Anchor Design Software for computer aided design of Anchorage.

**Tecfi Anchor Design Software**  
www.tecfi.it/tads

## DoP





## Box / Boîte / Verpackung / Caja / Упаковка








# NW 01

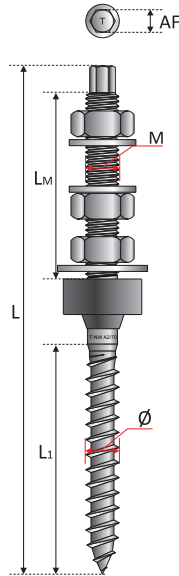
 **Hex shank dual thread (machine + wood) screw for solar systems fixing, assembled with 3 hex nuts and Washers, in A2 stainless steel (AISI 304), and EPDM gasket**












 Vis double filet (métrique + bois) pour fixation de panneaux photovoltaïques, avec 3 écrous hexagonaux et rondelles, en acier INOX A2 (AISI 304) et rondelle EPDM

 Doppelgewindeschraube (Metrisch + Holz) für Befestigung von Photovoltaikanlage, mit 3 Sechskantmutter und Scheiben, aus Edelstahl A2 (AISI 304) und EPDM Scheibe

 Tornillo doble rosca (métrica + madera) para fijación de sistemas fotovoltaicos, montado con 3 Tuercas Hexagonales y Arandelas, de Acero Inoxidable A2 (AISI 304) y junta de EPDM

 Двухсторонний шуруп (с метрической резьбой и резьбой по дереву) с шестигранным наконечником для крепежа фотогальванических панелей, в комплекте с 3 шестигранными гайками и шайбами, из нержавеющей стали A2 (AISI 304) и прокладкой из EPDM



Item code	Dual thread screw Ø / M x L (mm)	Thread lengths L <sub>M</sub> / L <sub>1</sub>	Pcs. per box	Pcs. per carton
<b>Ø8/M8 / AF: 5</b>				
CE  <b>NW 01 08 150</b>	Ø8/M8 x 150	65 / 65	50	250
CE  <b>NW 01 08 200</b>	Ø8/M8 x 200	95 / 65	25	125
<b>Ø10/M10 / AF: 7</b>				
CE  <b>NW 01 10 160</b>	Ø10/M10 x 160	70 / 70	25	125
CE  <b>NW 01 10 200</b>	Ø10/M10 x 200	90 / 70	25	125
CE  <b>NW 01 10 250</b>	Ø10/M10 x 250	140 / 70	25	125
CE  <b>NW 01 10 300</b>	Ø10/M10 x 300	190 / 70	20	100
<b>Ø12/M12 / AF: 8</b>				
CE  <b>NW 01 12 200</b>	Ø12/M12 x 200	100 / 80	20	100
CE  <b>NW 01 12 250</b>	Ø12/M12 x 250	100 / 100	20	100
CE  <b>NW 01 12 300</b>	Ø12/M12 x 300	150 / 100	15	75
CE  <b>NW 01 12 350</b>	Ø12/M12 x 350	200 / 100	15	75
CE  <b>NW 01 12 400</b>	Ø12/M12 x 400	200 / 100	-	15

CE Certified / Certifié CE / CE Zulassung / Certificado CE / Сертификат CE

 **Fire Reaction A1 (metal part only)** / Réaction au feu A1, uniquement pour la partie en métal / Feuerreaktion nur Metallteil  
Reacción al fuego solo para la parte metálica / Реакция на огонь A1, только металлическая часть



## Description / Description / Beschreibung / Descripción / Описание

Hex shank dual thread (machine + wood) screw for photovoltaic panel fixing, assembled with 3 hex nuts (according to DIN 934) in A2 stainless steel (AISI 304) property class 70, EPDM based thermoplastic elastomer black gasket, and Washers (for more details see below).

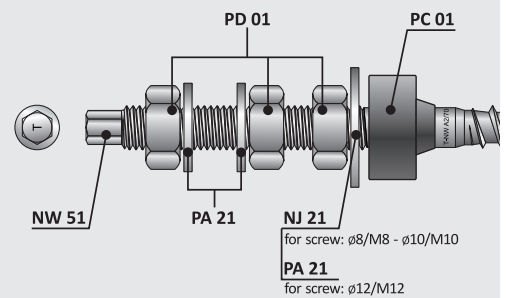
## FURTHER DETAILS:

### About Ø8/M8 and Ø10/M10: Dual thread screw assembled with:

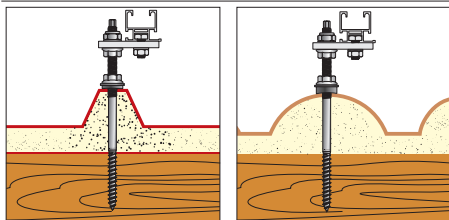
- No. 3 A2 S/S hex nuts (according to DIN 934) - (cod. PD 01)
- No. 2 A2 S/S washer (according to ISO 7089 - DIN 125) - (cod. PA 21)
- No. 1 A2 S/S plain washer large series (according to ISO 7093 - DIN 9021) - (cod. NJ 21)
- No. 1 EPDM based TPV gasket, black colour - (cod. PC 01)

### About Ø12/M12: Dual thread screw assembled with:

- No. 3 A2 S/S hex nuts (according to DIN 934) - (cod. PD 01)
- No. 3 A2 S/S washer (according to ISO 7089 - DIN 125) - (cod. PA 21)
- No. 1 EPDM based TPV gasket, black colour - (cod. PC 01)



## Usage / Utilisation / Benutzung / Uso / Применение



For solar panels fixing on wood supports.

## Usage / Utilisation / Benutzung / Uso / Применение




Item included in TADS - Tecfi Anchor Design Software for computer aided design of Anchorage.

**Tecfi Anchor Design Software**  
www.tecfi.it/tads

## DoP



## Box / Boîte / Verpackung / Caja / Упаковка





# NW 51

**INOX WAVE**  
Stainless Steel

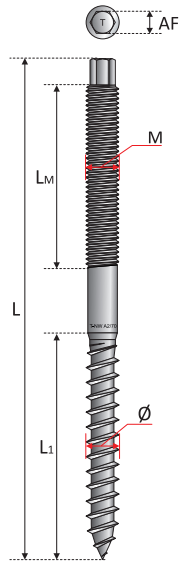
## UK A2 stainless steel (AISI 304) Hex shank dual thread (machine + wood) screw

FR Vis double filet (métrique + bois), en acier INOX A2 (AISI 304)

DE Doppelgewindeschraube (Metrisch + Holz) aus Edelstahl A2 (AISI 304)

ES Tornillo doble rosca (métrica + madera), de Acero Inoxidable A2 (AISI 304)

RU Двухсторонний шуруп (с метрической резьбой и резьбой по дереву) с шестигранным наконечником из нержавеющей стали A2 (AISI 304)



Item code	Dual thread screw Ø / M x L (mm)	Thread lengths Lm / L1	Pcs. per box	Pcs. per carton
<b>Ø8/M8 / AF: 5</b>				
CE NW 51 08 150	Ø8/M8 x 150	65 / 65	50	250
CE NW 51 08 200	Ø8/M8 x 200	95 / 65	50	250
<b>Ø10/M10 / AF: 7</b>				
CE NW 51 10 160	Ø10/M10 x 160	70 / 70	50	250
CE NW 51 10 200	Ø10/M10 x 200	90 / 70	25	125
CE NW 51 10 250	Ø10/M10 x 250	140 / 70	25	125
CE NW 51 10 300	Ø10/M10 x 300	190 / 70	25	125
<b>Ø12/M12 / AF: 8</b>				
CE NW 51 12 200	Ø12/M12 x 200	100 / 80	25	125
CE NW 51 12 250	Ø12/M12 x 250	100 / 100	25	125
CE NW 51 12 300	Ø12/M12 x 300	150 / 100	25	75
CE NW 51 12 350	Ø12/M12 x 350	200 / 100	25	75
CE NW 51 12 400	Ø12/M12 x 400	200 / 100	-	25

CE Certified / Certifié CE / CE Zulassung / Certificado CE / Сертификат CE

Fire Reaction A1 / Réaction au feu A1 / Brandverhalten A1 / Reacción al fuego A1 / Реакция на огонь A1

Description / Description / Beschreibung / Descripción / Описание

A2 stainless steel (AISI 304) Hex shank dual thread (machine + wood), property class 70.

DoP



# PF 51

**INOX WAVE**  
Stainless Steel

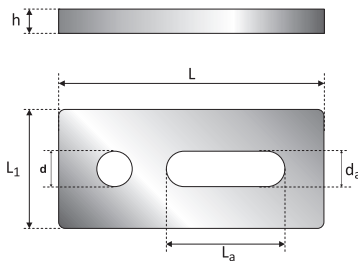
## UK A2 (AISI 304) stainless steel heavy plate with hole and loop, to be used with Tecfi NW screws for solar systems fixing

FR Plaque lourde en Acier Inox A2 (AISI 304), à utiliser avec les vis Tecfi NW, pour la fixation de panneaux photovoltaïques

DE Schwerplatte aus Edelstahl A2 (AISI 304) mit Loch und Öse, zur Verwendung mit Tecfi NW Schrauben zur Befestigung von Photovoltaikanlagen

ES Pletina pesada de Acero Inoxidable A2 (AISI 304) a utilizar con los tornillos NW-Tecfi, para la fijación de sistemas fotovoltaicos

RU Утолщенная крепежная пластина из нержавеющей стали A2 (AISI 304) для использования в комплекте с шурупами Tecfi NW для крепежа фотогальванических панелей




Item code	Size L x L1 x h (mm)	Hole diameter d (mm)	Loop size da x La (mm)	For screws M	Pcs. per box	Pcs. per carton
PF 51 08 201	82 x 40 x 4	9	11 x 42	8	20	200
PF 51 08 202	82 x 40 x 4	11	11 x 42	10	20	200
PF 51 08 203	82 x 40 x 4	13	11 x 42	12	20	200
PF 51 11 002	110 x 40 x 4	11	11 x 42	10	15	90
PF 51 11 003	110 x 40 x 4	13	11 x 42	12	15	90



Description / Description / Beschreibung / Descripción / Описание

A2 (AISI 304) stainless steel heavy plate with hole and loop, to be used with Tecfi NW screws for solar systems fixing.

Box / Boîte / Verpackung / Caja / Упаковка





# RWA 52

NEW  
INOX WAVE  
Stainless Steel

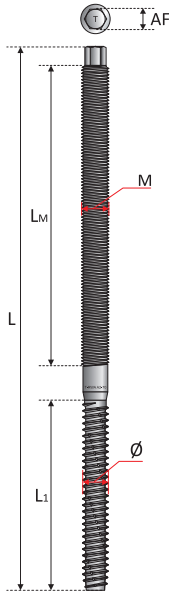
## Hex shank dual thread (machine + self tapping) screw, in A2-70 stainless steel (AISI 304)

Vis double filet (métrique + autotaraudeuse) en acier INOX A2-70 (AISI 304), classe de résistance 70

Doppelgewindeschraube (Metrisch und selbstdrehend) aus Edelstahl A2-70 (AISI 304), Klasse 70

Tornillo doble rosca (métrica + autorroscante) de Acero Inoxidable A2-70 (AISI 304)

Двухсторонний шуруп (метрический + самонарезающий) с шестигранным наконечником из нержавеющей стали А2 (AISI 304)




Item code	Dual thread screw $\varnothing / M \times L$ (mm)	Thread lengths $L_1 / L_m$	Pcs. per box	Pcs. per carton
$\varnothing 8 / M10 / AF: 7$				
RWA 52 08 200	$\varnothing 8 / M10 \times 200$	70 / 110	25	125
RWA 52 08 250	$\varnothing 8 / M10 \times 250$	70 / 160	25	125

Thickness of steel supporting (mm)	Pre-drilled hole $\varnothing$ (mm)
2 ÷ 5	6,8
6	7
8	7,2
10	7,4

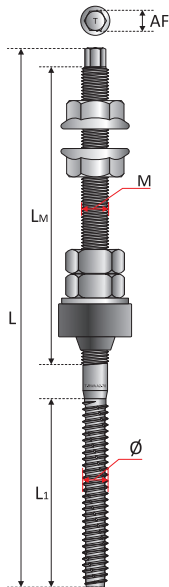


Technical  
Data Sheet

Box / Boîte / Verpackung  
Caja / Упаковка

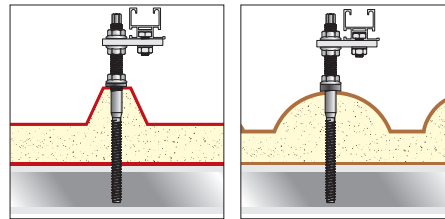


## RWA 22 Assembled with accessories / Assemblée avec accessoires / Zusammengesetzt mit Zubehör / Completo de accesorios / в комплекте с аксессуарами



Item code	Dual thread screw $\varnothing / M \times L$ (mm)	Thread lengths $L_1 / L_m$	Pcs. per box	Pcs. per carton
$\varnothing 8 / M10 / AF: 7$				
RWA 22 08 200	$\varnothing 8 / M10 \times 200$	70 / 110	25	125
RWA 22 08 250	$\varnothing 8 / M10 \times 250$	70 / 160	25	125

Usage / Utilisation / Benutzung / Uso / Применение




For solar panels fixing on steel supports.



Technical  
Data Sheet

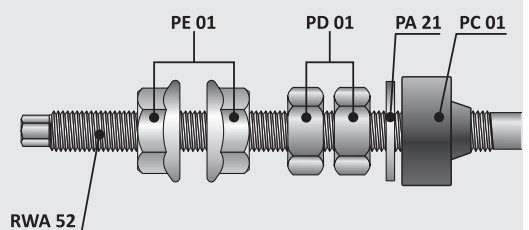
Box / Boîte / Verpackung  
Caja / Упаковка



### Description / Description / Beschreibung / Descripción / Описание

Hex shank dual thread (machine + self tapping) screw, in A2 stainless steel (AISI 304), property class 70, for solar panels fixing on steel supports, assembled with:

- No. 1 EPDM based TPV gasket, black colour - (cod. PC 01)
- No. 1 A2 S/S washer (according to ISO 7089 - DIN 125) - (cod. PA 21)
- No. 2 A2 S/S hex nuts (according to DIN 934) - (cod. PD 01)
- No. 2 A2 S/S hex flanged nuts with locking serration (according to ISO 4161 - DIN 6923) - (cod. PE 01)





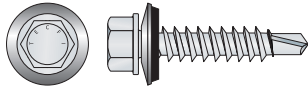
# PT 01

**INOX WAVE**  
Stainless Steel

**2METAL**  
BiMetal

## Hexagonal flat washer head BIMETAL (A2 stainless steel + carbon steel hardened) self drilling screw with reduced point, assembled with EPDM / A2 Stainless Steel gasket

- Vis autoperceuse bi-métal (Acier Inox A2 + Acier au carbone) avec tête hexagonale avec pointe réduite, assemblée avec rondelle acier inox A2 / garniture EPDM
- Sechskant-Bohrschraube (Edelstahl A2 + Kohlenstoffstahl) mit reduzierter Bohrspitze, mit Scheibe aus Edelstahl A2 / Epdm Dichtung montiert
- Tornillo autotaladrante BIMETAL (acero inoxidable A2 + acero cementado al carbono), broca reducida, cabeza hexagonal arandela estampada, montado con arandela de acero inoxidable A2 con junta de EPDM
- Самосверлящий шуруп с шестигранной головкой с цилиндрическим буртом BIMETAL (нержавеющая сталь A2 + углеродистая закаленная сталь) с уменьшенным сверлом, в комплекте с шайбой из EPDM/нержавеющей стали



Item code	Size Ø x L (mm)	Tfix (Fixture thickness)		Pcs. per box	Pcs. per carton
		min	max*		
PT 01 60 025	6 x 25	0,5	9 - t <sub>II</sub>	200	2.000

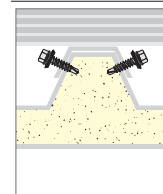
\* t<sub>II</sub> = thickness of the steel sheet to be drilled / s = épaisseur de la pièce en acier à fixer / s = Dicke des Metallanbauteils wo man befestigt / s = grosor del soporte de metal a fijar / s = толщина закрепляемого металла



Technical  
Data Sheet



Usage / Utilisation / Benutzung / Uso / Применение



For fixing on thin metal sheet (0,6 - 1,5 mm);  
Pre-drill is NOT required.

# KB 01

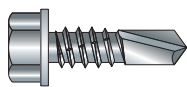
**INOX WAVE**  
Stainless Steel

Screws for fixing on aluminum



## A2 (AISI 304) stainless steel hexagonal flat washer head self drilling screw, max drilling capacity 3 mm into aluminium

- Vis autoperceuse tête hexagonale à rondelle intégrée, en acier INOX A2 (AISI 304), capacité de perçage dans l'aluminium 3mm
- Sechskant-Bohrschraube mit integrierter Unterlegscheibe, aus Edelstahl A2 (AISI 304), Bohrleistung in Aluminium 3mm
- Tornillo autotaladrante, cabeza hexagonal arandela estampada, de Acero Inoxidable A2 (AISI 304), capacidad máxima de taladro 3 mm sobre aluminio
- Самосверлящий шуруп с шестигранной головкой с цилиндрическим буртом из нержавеющей стали A2 (AISI 304), Макс диаметр сверления в алюминии 3 мм



Item code	Size Ø x L (mm)	Tfix (Fixture thickness)		Pcs. per box	Pcs. per carton
		min	max*		
KB 01 48 016	4,8 x 16	0,5	5 - t <sub>II</sub>	500	5.000

\* t<sub>II</sub> = thickness of the steel sheet to be drilled / s = épaisseur de la pièce en acier à fixer / s = Dicke des Metallanbauteils wo man befestigt / s = grosor del soporte de metal a fijar / s = толщина закрепляемого металла



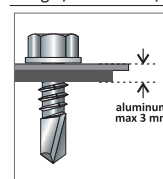
Available on request assembled with / Disponible sur demande assemblée avec / Auf Anfrage montiert mit / Disponible a solicitud montado con / Также в наличии собраны со следующими аксессуарами



Metal EPDM bonded washer (see from page: 70)

Rondelle métallique avec garniture en EPDM / Stahlscheibe mit EPDM Dichtung / Arandela metálica con junta de EPDM / Металлическая шайба с уплотнением из вулканизированного EPDM  
Item Code: CB-DV

Usage / Utilisation / Benutzung / Uso / Применение



For fixing on aluminium support without pre-drill: max drilling capacity: 1,5+1,5mm into aluminium.

Box / Boîte / Verpackung  
Caja / Упаковка




# NI 01

## DIN 933 - A2 (AISI 304) stainless steel hexagonal head screw, property class 70

 DIN 933 - vis tête hexagonale en acier Inox A2 (AISI 304), classe 70

 DIN 933 - Sechskantschraube aus Edelstahl A2 (AISI 304), Klasse 70

 DIN 933 – Tornillo cabeza hexagonal de Acero Inoxidable A2 (AISI 304), clase de resistencia 70

 DIN 933 - A2 (AISI 304) болт из нержавеющей стали с шестигранной головкой, класс прочности 70





Item code	Size M x L (mm)	Pcs. per box	Pcs. per carton
<b>M6 / SW: 10</b>			
NI 01 06 060	M6 x 60	100	1.000
NI 01 06 075	M6 x 75	100	1.000
NI 01 06 100	M6 x 100	100	500
NI 01 06 120	M6 x 120	100	500
<b>M8 / SW: 13</b>			
NI 01 08 065	M8 x 65	100	500
NI 01 08 080	M8 x 80	100	500
NI 01 08 100	M8 x 100	100	500
NI 01 08 120	M8 x 120	50	250
<b>M10 / SW: 17</b>			
NI 01 10 065	M10 x 65	100	500
NI 01 10 075	M10 x 75	100	500
NI 01 10 080	M10 x 80	100	500
NI 01 10 100	M10 x 100	50	250
NI 01 10 110	M10 x 110	50	250
NI 01 10 120	M10 x 120	50	250
NI 01 10 130	M10 x 130	25	250
<b>M12 / SW: 19</b>			
NI 01 12 075	M12 x 75	50	250
NI 01 12 110	M12 x 110	50	250
NI 01 12 130	M12 x 130	25	125


# NI 31

## DIN 933 - A4 (AISI 316) stainless steel hexagonal head screw, property class 70

 DIN 933 - vis tête hexagonale en acier Inox A4 (AISI 316), classe 70

 DIN 933 - Sechskantschraube aus Edelstahl A4 (AISI 316), Klasse 70

 DIN 933 – Tornillo cabeza hexagonal de Acero Inoxidable A4 (AISI 316), clase de resistencia 70

 DIN 933 - A4 (AISI 316) болт из нержавеющей стали с шестигранной головкой, класс прочности 70



Item code	Size M x L (mm)	Pcs. per box	Pcs. per carton
<b>M6 / SW: 10</b>			
NI 31 06 050	M6 X 50	100	1.000
<b>M8 / SW: 13</b>			
NI 31 08 060	M8 X 60	100	500
<b>M10 / SW: 17</b>			
NI 31 10 080	M10 X 80	100	500
<b>M12 / SW: 19</b>			
NI 31 12 100	M12 X 100	50	250

Technical  
Data Sheet



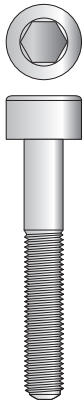
Box / Boîte / Verpackung / Caja / Упаковка



# RQ 51

## 🇬🇧 DIN 912 A2-70 (AISI 304) stainless steel cylinder head hex recess screw

- 🇫🇷 DIN 912 - Vis tête cylindrique à six pans creux en acier Inox A2 (AISI 304), classe 70, passivée
- 🇩🇪 DIN 912 - Zylinderschraube mit Innensechskant aus Edelstahl A2 (AISI 304), Klasse 70, passiviert
- 🇪🇸 DIN 912 - Tornillo con cabeza cilíndrica con huella hexagonal, de Acero Inoxidable A2 (AISI 304), clase 70, pasivado
- 🇷🇺 DIN 912 - шуруп из нержавеющей стали A2 (AISI 304) класса 70 пассивирован с цилиндрической головкой с внутренним шестигранником



Item code	Size M x L (mm)	Pcs. per box	Pcs. per carton
Hex recess (s): 6			
RQ 51 08 010	M8 x 10	200	2.000
RQ 51 08 020	M8 x 20	200	1.000
RQ 51 08 025	M8 x 25	200	1.000
RQ 51 08 030	M8 x 30	200	1.000
RQ 51 08 035	M8 x 35	200	1.000
RQ 51 08 040	M8 x 40	100	1.000
RQ 51 08 045	M8 x 45	100	1.000
RQ 51 08 050	M8 x 50	100	1.000
RQ 51 08 060	M8 x 60	50	500
RQ 51 08 070	M8 x 70	50	500
RQ 51 08 080	M8 x 80	50	500
RQ 51 08 090	M8 x 90	50	500

Technical Data Sheet



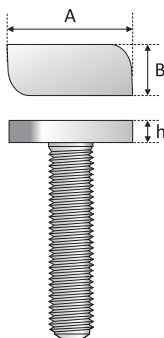
Box / Boîte / Verpackung / Caja / Упаковка



# SR 51

## 🇬🇧 A2-70 (AISI 304) stainless steel hammer head screw

- 🇫🇷 Vis tête marteau en acier Inox A2 (AISI 304), classe 70, passivée
- 🇩🇪 Hammerschraube aus Edelstahl A2 (AISI 304), Klasse 70, passiviert
- 🇪🇸 Tornillo con cabeza de martillo, de Acero Inoxidable A2 (AISI 304), clase 70, pasivado
- 🇷🇺 Шуруп из нержавеющей стали A2 (AISI 304) класса 70 пассивирован с головкой-молотком



Item code	Size	Head screw	Pcs. per box	Pcs. per carton
	M x L (mm)	A x B x h (mm)		
SR 51 08 020	M8 x 20	23 x 10.2 x 4.1	200	1.000
SR 51 08 030	M8 x 30	23 x 10.2 x 4.1	200	1.000
SR 51 08 040	M8 x 40	23 x 10.2 x 4.1	100	1.000
SR 51 10 020	M10 x 20	23 x 10.2 x 4.1	100	1.000
SR 51 10 030	M10 x 30	23 x 10.2 x 4.1	100	1.000
SR 51 10 040	M10 x 40	23 x 10.2 x 4.1	100	500

Technical Data Sheet



Box / Boîte / Verpackung / Caja / Упаковка



# PD 01

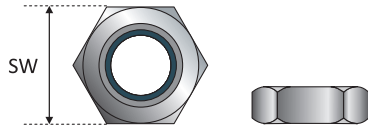
## 🇬🇧 DIN 934 - A2 (AISI 304) stainless steel hex nut, property class 70

🇫🇷 DIN 934 - Écrou hexagonal en Acier Inox A2 (AISI 304), classe 70

🇩🇪 DIN 934 - Sechskantmutter aus Edelstahl A2 (AISI 304), Klasse 70

🇪🇸 DIN 934 - Tuerca Hexagonal de Acero Inoxidable A2 (AISI 304), clase 70

🇷🇺 DIN 934 - Шестигранная гайка из нержавеющей стали A2 (AISI 304), класс прочности 70



Technical Data Sheet



	Item code	Size		Pcs. per box	Pcs. per carton
		M	SW		
New Item	PD 01 00 005	M5	8	1.000	10.000
	PD 01 00 006	M6	10	500	5.000
	PD 01 00 008	M8	13	250	2.500
	PD 01 00 010	M10	17	200	2.000
	PD 01 00 012	M12	19	100	1.000
New Item	PD 01 00 014	M14	22	50	500
New Item	PD 01 00 016	M16	24	50	500
New Item	PD 01 00 018	M18	27	25	250
New Item	PD 01 00 020	M20	30	25	250
New Item	PD 01 00 022	M22	32	25	250
New Item	PD 01 00 024	M24	36	25	125

# DJ 51

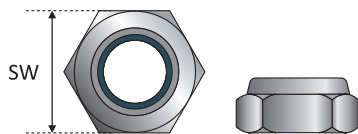
## 🇬🇧 DIN 985 - A2 (AISI 304) stainless steel hex nylon insert lock nut, property class 70

🇫🇷 DIN 985 - Écrou hexagonal de blocage en Acier Inox A2 (AISI 304), classe 70

🇩🇪 DIN 985 - Selbstsicherende Sechskantmutter aus Edelstahl A2 (AISI 304), Klasse 70

🇪🇸 DIN 985 - Tuerca Hexagonal Autoblocante de Acero Inoxidable A2 (AISI 304), clase 70

🇷🇺 DIN 985 - Шестигранная самоконтрящаяся гайка из нержавеющей стали A2 (AISI 304) с нейлоновым вкладышем, класс прочности 70



Technical Data Sheet



	Item code	Size		Pcs. per box	Pcs. per carton
		M	SW		
	DJ 51 00 005	M5	8	1.000	10.000
	DJ 51 00 006	M6	10	500	5.000
	DJ 51 00 008	M8	13	250	2.500
	DJ 51 00 010	M10	17	200	2.000
	DJ 51 00 012	M12	19	100	1.000

# PE 01

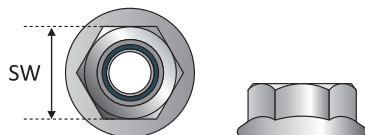
## 🇬🇧 ISO 4161 (DIN 6923) - A2 (AISI 304) stainless steel hex flanged nut with locking serration, property class 70

🇫🇷 ISO 4161 (DIN 6923) - Écrou hexagonal à embase moleté en Acier Inox A2 (AISI 304), classe 70

🇩🇪 ISO 4161 (DIN 6923) - Sechskant Flanshmutter mit Sperrverzahnung, aus Edelstahl A2 (AISI 304), Klasse 70

🇪🇸 ISO 4161 (DIN 6923) - Tuerca Hexagonal Rebordeada con estrías bloqueadoras de Acero Inoxidable A2 (AISI 304), clase 70

🇷🇺 ISO 4161 (DIN 6923) - Шестигранная фланцевая гайка из нержавеющей стали A2 (AISI 304), класс прочности 70



Technical Data Sheet



	Item code	Size		Pcs. per box	Pcs. per carton
		M	SW		
	PE 01 00 006	M6	10	500	5.000
	PE 01 00 008	M8	13	250	2.500
	PE 01 00 010	M10	15	200	2.000
	PE 01 00 012	M12	18	100	1.000





Box / Boîte / Verpackung / Caja / Упаковка





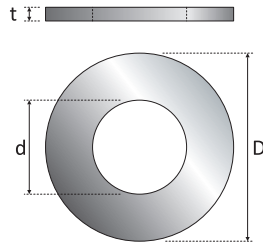
# PA 21






## ISO 7089 (DIN 125) - A2 (AISI 304) plain washer

-  ISO 7089 (DIN 125) - Rondelle en Acier Inox A2 (AISI 304)
-  ISO 7089 (DIN 125) - Scheibe aus Edelstahl A2 (AISI 304)
-  ISO 7089 (DIN 125) - Arandela de Acero Inoxidable A2 (AISI 304)
-  ISO 7089 (DIN 125) - Шайба из нержавеющей стали A2







Technical Data Sheet



	Item code	Size	For screws	Pcs. per box	Pcs. per carton
		$d \times D \times t$ (mm)	M		
New Item	 PA 21 05 010	5,3 x 10 x 1,2	M5	2.000	20.000
	 PA 21 06 012	6,4 x 12 x 1,6	M6	2.000	20.000
	 PA 21 08 016	8,4 x 16 x 1,6	M8	1.000	10.000
	 PA 21 10 020	10,5 x 20 x 2	M10	500	5.000
	 PA 21 12 024	13 x 24 x 2,5	M12	500	5.000
New Item	PA 21 14 028	15 x 28 x 2,5	M14	200	2.000
New Item	PA 21 16 030	17 x 30 x 3	M16	150	1.500
New Item	PA 21 18 034	19 x 34 x 3	M18	100	1.000
New Item	PA 21 20 037	21 x 37 x 3	M20	100	1.000
New Item	PA 21 22 039	23 x 39 x 3	M22	100	1.000
New Item	PA 21 24 044	25 x 44 x 4	M24	50	500

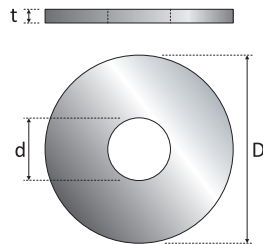
# NJ 21





## ISO 7093 (DIN 9021) - A2 (AISI 304) plain washer large series

-  ISO 7093 (DIN 9021) - Rondelle large en Acier Inox A2 (AISI 304)
-  ISO 7093 (DIN 9021) - Breite Scheibe aus Edelstahl A2 (AISI 304)
-  ISO 7093 (DIN 9021) - Arandela ancha de Acero Inoxidable A2 (AISI 304)
-  ISO 7093 (DIN 9021) - Широкая шайба из нержавеющей стали A2 (AISI 304)







Technical Data Sheet

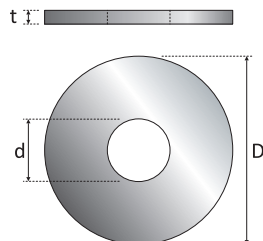


	Item code	Size	For screws	Pcs. per box	Pcs. per carton
		$d \times D \times t$ (mm)	M		
	 NJ 21 06 018	6,4 x 18 x 1,6	M6	500	5.000
	 NJ 21 08 024	8,4 x 24 x 2	M8	250	2.500
	 NJ 21 10 030	10,5 x 30 x 2,5	M10	200	2.000
	 NJ 21 12 036	13 x 37 x 3	M12	100	1.000

# NJ 01

## ISO 7093-1 - A2 (AISI 304) plain washer large series, hardness class HV 200 (HV 200-300)


-  ISO 7093-1- Rondelle large en Acier INOX A2 (AISI 304), classe de dureté HV 200 (HV 200-300)
-  ISO 7093-1- Breite Scheibe aus Edelstahl A2 (AISI 304), Härteklasse HV 200 (HV 200-300)
-  ISO 7093-1- Arandela serie ancha de Acero Inoxidable A2 (AISI 304), clase de dureza HV 200 (HV 200-300)
-  ISO 7093-1- Широкая шайба из нержавеющей стали A2 (AISI 304), класс прочности HV 200 (HV 200-300)




	Item code	Size	For screws	Pcs. per box	Pcs. per carton
		$d \times D \times t$ (mm)	M		
	NJ 01 06 018	6,4 x 18 x 1,6	M6	500	5.000
	NJ 01 08 024	8,4 x 24 x 2	M8	250	2.500
	NJ 01 10 030	10,5 x 30 x 2,5	M10	200	2.000
	NJ 01 12 036	13 x 37 x 3	M12	100	1.000

# PA 71

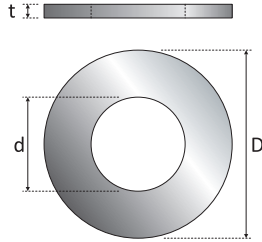
 **ISO 7089 (DIN 125) - A4 (AISI 316) plain washer, hardness class HV 200 (HV 200-300)**

 ISO 7089 (DIN 125) - Rondelle en Acier Inox A4 (AISI 316), classe de dureté HV 200 (HV 200-300)

 ISO 7089 (DIN 125) - Scheibe aus Edelstahl A4 (AISI 316), Härteklasse HV 200 (HV 200-300)

 ISO 7089 (DIN 125) - Arandela de Acero Inoxidable A4 (AISI 316), clase de dureza HV 200 (HV 200-300)

 ISO 7089 (DIN 125) - Шайба из нержавеющей стали A4 (AISI 316), класс прочности HV 200 (HV 200-300)



Technical  
Data Sheet




Item code	Size <i>d x D x t (mm)</i>	For screws <i>M</i>	Pcs. per box	Pcs. per carton
PA 71 06 012	6,4 x 12 x 1,6	M6	1.000	10.000
PA 71 08 016	8,4 x 16 x 1,6	M8	500	5.000
PA 71 10 020	10,5 x 20 x 2	M10	250	2.500
PA 71 12 024	13 x 24 x 2,5	M12	200	2.000

Box / Boîte / Verpackung / Caja / Упаковка




# NJ 71

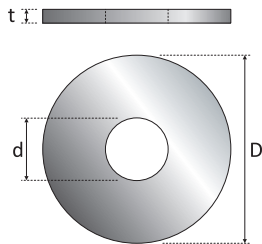
 **ISO 7093-1 - A4 (AISI 316) plain washer large series, hardness class HV 200 (HV 200-300)**

 ISO 7093-1- Rondelle large en Acier INOX A4 (AISI 316), classe de dureté HV 200 (HV 200-300)

 ISO 7093-1- Breite Scheibe aus Edelstahl A4 (AISI 316), Härteklasse HV 200 (HV 200-300)

 ISO 7093-1- Arandela serie ancha de Acero Inoxidable A4 (AISI 316), clase de dureza HV 200 (HV 200-300)

 ISO 7093-1- Широкая шайба из нержавеющей стали A4 (AISI 316), класс прочности HV 200 (HV 200-300)



Technical  
Data Sheet







Item code	Size <i>d x D x t (mm)</i>	For screws <i>M</i>	Pcs. per box	Pcs. per carton
NJ 71 06 018	6,4 x 18 x 1,6	M6	500	5.000
NJ 71 08 024	8,4 x 24 x 2	M8	250	2.500
NJ 71 10 030	10,5 x 30 x 2,5	M10	200	2.000
NJ 71 12 036	13 x 37 x 3	M12	100	1.000
NJ 71 16 048	17 x 50 x 3	M16	50	500
NJ 71 20 060	21 x 60 x 4	M20	50	250

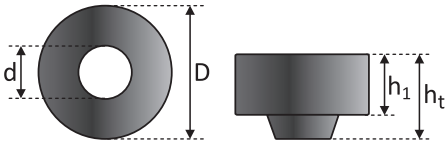
Box / Boîte / Verpackung / Caja / Упаковка



# PC 01

## EPDM based thermoplastic elastomer gasket, black colour

-  Rondelle circulaire en élastomère thermoplastique à base de EPDM, noir
-  Schwarze Rundscheibe aus thermoplastischen Elastomere auf Grundlage von EPDM
-  Junta circular cónica de elastómero termoplástico a base de EPDM, color negro
-  Прокладка из EPDM, цвет - черный



Item code	Size <i>d x D x h1 x ht (mm)</i>	For screws <i>∅ / M</i>	Pcs. per box	Pcs. per carton
PC 01 07 025	7 x 24 x 8 x 12,5	∅8 / M8	200	2.000
PC 01 09 025	9 x 24 x 8 x 12,5	∅10 / M10	200	2.000
PC 01 11 025	11 x 24 x 8 x 12,5	∅12 / M12	200	2.000

Technical Data Sheet







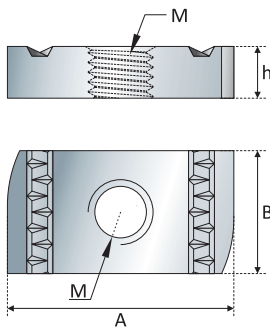
Box / Boîte / Verpackung / Caja / Упаковка



# PH 01

## Strut Nut, Zinc Plated

-  Platine écrou pour rail, en acier zingué
-  Schiebemutter für Schienenprofile, aus Stahl verzinkt
-  Conector hembra rectangular, de acero cincado
-  Передвижная гайка, оцинкованная




Item code	Size <i>A x B x h (mm)</i>	For screws <i>M</i>	Pcs. per box	Pcs. per carton
PH 01 06 006	34 x 19 x 6	M6	100	500
PH 01 06 008	34 x 19 x 6	M8	100	500
PH 01 08 010	34 x 19 x 8	M10	100	500
PH 01 10 012	34 x 19 x 10	M12	100	500



CrVI Free

Description / Description / Beschreibung / Descripción / Описание  
Strut Nut, Zinc Plated min 5 µm (CrVI free).


Box / Boîte / Verpackung / Caja / Упаковка






	 HXE-CONCRETO® - Concrete screws, ETA Approved	<ul style="list-style-type: none"> <li> Concreto® - Vis à béton avec ETA-CE</li> <li> Concreto® - Betonschrauben mit ETA-CE Zulassung</li> <li> Concreto® - Tornillos para hormigón, homologados ETA-CE</li> <li> Concreto® - Шурупы по бетону, с допуском ETA-CE</li> </ul>	<b>102</b>
	 HVE-ROCK® - Heavy duty steel anchors, ETA Approved	<ul style="list-style-type: none"> <li> HVE ROCK® - Cheville pour charges lourdes avec ETA-CE</li> <li> HVE ROCK® - Schwerlastanker mit ETA-CE Zulassung</li> <li> HVE Rock® - Anclajes altas prestaciones, homologados ETA-CE</li> <li> HVE-ROCK® - Стальные анкеры для больших нагрузок, с допуском ETA-CE</li> </ul>	<b>118</b>
	 DSE - Sleeve anchors, ETA Approved	<ul style="list-style-type: none"> <li> DSE - Cheville à douille avec ETA-CE</li> <li> DSE - Hülsenanker mit ETA-CE Zulassung</li> <li> DSE - Anclajes plancha envuelta, homologados ETA-CE</li> <li> DSE - Стальные анкеры, с допуском ETA-CE</li> </ul>	<b>122</b>
	 DS - LZ - Sleeve anchors	<ul style="list-style-type: none"> <li> DS - Cheville à douille avec cône fixe</li> <li> DS - Hülsenanker mit festem Konus</li> <li> DS - Anclajes plancha envuelta</li> <li> DS - Стальные втулочные анкеры</li> </ul>	<b>126</b>
	 DXE - Sleeve anchors with nut, ETA Approved	<ul style="list-style-type: none"> <li> DXE - Cheville à douille avec cône fixe avec ETA-CE</li> <li> DXE - Hülsenanker mit festem Konus mit ETA-CE Zulassung</li> <li> DXE - Anclajes plancha envuelta con cono enganchado, homologados ETA-CE</li> <li> DXE - Стальные втулочные анкеры, с допуском ETA-CE</li> </ul>	<b>130</b>
	 DX - Sleeve anchors with nut	<ul style="list-style-type: none"> <li> DX - Cheville à douille avec cône fixe</li> <li> DX - Hülsenanker mit festem Konus</li> <li> DX - Anclajes plancha envuelta con cono enganchado</li> <li> DX - Стальные втулочные анкеры</li> </ul>	<b>132</b>
	 Steel anchors with wings	<ul style="list-style-type: none"> <li> Cheville à douille avec ailettes</li> <li> Hülsenanker mit Flügel</li> <li> Anclajes con alas</li> <li> Стальные втулочные анкеры с блокировочными усам</li> </ul>	<b>138</b>
	 AJE- ZJE- Wedge anchors, ETA Approved	<ul style="list-style-type: none"> <li> Barres d'ancrage</li> <li> Anker</li> <li> Anclajes machos</li> <li> Анкерные болты</li> </ul>	<b>140</b>
	 Drop-in anchors, ETA Approved	<ul style="list-style-type: none"> <li> Cheville avec cône d'expansion intérieur</li> <li> Dübel mit Innenkonus</li> <li> Anclaje hembra con cono interior</li> <li> Забивные анкеры</li> </ul>	<b>150</b>
	 Anchors with flanged nut	<ul style="list-style-type: none"> <li> Cheville avec écrou à embase moleté</li> <li> Hülsenanker mit gerändelter mit Flansch</li> <li> Anclaje de camisa con tuerca estriada</li> <li></li> </ul>	<b>152</b>
	 Eyebolts for scaffolding fixing	<ul style="list-style-type: none"> <li> Piton pour échafaudages</li> <li> Augbolzen für Gerüste</li> <li> Argollas para fijación de andamios</li> <li> Рым-болты для крепления строительных лесов</li> </ul>	<b>153</b>
	 Anchor with curved hook machine screw for anti-falling safety ropes	<ul style="list-style-type: none"> <li> Cheville avec un crochet à courbe pour cordes, câbles</li> <li> Hülsenanker mit doppelt gebogenem Haken für Seile und Netze</li> <li> Anclaje con gancho especial de curva de acero para cuerdas y redes</li> <li> Анкер из листового с изогнутым крюком для канатов и сетей</li> </ul>	<b>159</b>
	 HDPE hole-covering plug (cap) with cross thorns	<ul style="list-style-type: none"> <li> Bouchon obturateur pour trou en HDPE</li> <li> Hülse für Lochabdeckung in HDPE</li> <li> Tapón de HDPE para agujeros</li> <li> Заглушка отверстия из ПЭВП с крестообразными шипами</li> </ul>	<b>162</b>
	 Hexagonal steel brackets	<ul style="list-style-type: none"> <li> Support hexagonal pour consoles</li> <li> Sechskanthalter für Konsole</li> <li> Soporte hexagonal</li> <li> Шестигранные стальные кронштейны</li> </ul>	<b>163</b>
	 Knurled brass anchor	<ul style="list-style-type: none"> <li> Cheville en laiton moletée</li> <li> Gerändelter Dübel aus Messing</li> <li> Taco de latón</li> <li> Забивной латунный анкер</li> </ul>	<b>163</b>
	 Steel pipes for connection eyebolt-scaffolding	<ul style="list-style-type: none"> <li> Tuyaux pour liaison entre piton et échafaudage</li> <li> Arm um Augbolzen und Gerüste zu verbinden</li> <li> Extensiones de acero para unión entre andamio y argolla</li> <li> Стальные трубы для соединения строительных лесов</li> </ul>	<b>164</b>
	 Chemical fixings, ETA Approved	<ul style="list-style-type: none"> <li> Fixations chimiques</li> <li> Chemische Befestigungen</li> <li> Fijaciones químicas</li> <li> Химические анкеры</li> </ul>	<b>169</b>
	 Chemical anchors stud with nut and washer, ETA Approved	<ul style="list-style-type: none"> <li> Tige filetée pour fixations chimiques, avec écrou et rondelle</li> <li> Gewindestange für chemische Befestigungen, mit Schraubenmutter und Scheibe</li> <li> Espárrago para anclaje químico, con tuerca y argolla</li> <li> Резьбовый стержень с гайкой и шайбой для химической анкеровки</li> </ul>	<b>176</b>
	 Hook and Eye machine screws	<ul style="list-style-type: none"> <li> Vis oeillet et crochet rond</li> <li> Augenschraube und Rundhaken</li> <li> Gancho y argolla</li> <li> Кольцо и крюк с резьбой</li> </ul>	<b>179</b>
	 Chemical fixing accessories , ETA Approved (hand guns and sleeves)	<ul style="list-style-type: none"> <li> Accessoires pour Fixations chimiques</li> <li> Zubehör für chemische Befestigungen</li> <li> Accesorios para fijaciones químicas</li> <li> Аксессуары для химической анкеровки</li> </ul>	<b>180</b>

### Heavy duty fixing systems

 Systèmes pour fixation lourde

 Schwere Befestigungssysteme

 Sistemas para fijaciones pesadas

 Крепежные системы для тяжелых конструкций

# CONCRETO<sup>®</sup>

THE CONCRETE SCREW

PATENTED CONCRETE SCREW ANCHORS  
ETA-CE CERTIFIED



## CONCRETO<sup>®</sup> ADVANTAGES

COMPARED TO CONVENTIONAL TORQUE CONTROLLED STEEL ANCHORS

- 30%** Edge distance and spacing between anchors
- +35%** Characteristic Pull-out load
- +30%** Characteristic Shear load



- ✓ Quick, easy and safe installation, without torque control
- ✓ Fixing can be completely removed
- ✓ Direct fastening on concrete without plug
- ✓ Undercut anchor
- ✓ Guaranteed installation in proximity of rebars as well
- ✓ Well performing even with reduced embedment depth

Made in Italy



## DISCOVER THE **NEWEST** CONCRETO RANGE

- ✓ New screw heads and new sizes
- ✓ New embedment depths
- ✓ New coatings and new materials
- ✓ New certification, for non-structural fixings as well
- ✓ New certification, for fixings in hollow slab as well

### Available in:

- ✓ Zinc Plated
- ✓ Steel Saver® special coating
- ✓ A4 (AISI 316) Stainless Steel



## SEISMIC FIXING SOLUTIONS



European Technical Assessment – Option 1  
for cracked and non-cracked concrete



European Technical Assessment  
according to EAD 330747-00-0601

*New*



Fire Resistance R120



Performance Category C2-C1  
for fixing in moderate to high risk seismic areas



CrVI free in compliance with  
European Directive RoHS

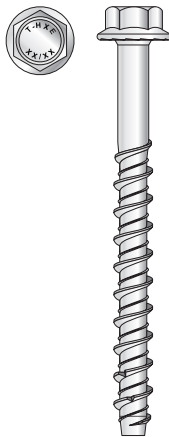


You  
Tube



**Patented hexagonal flanged washer head with serration concrete screw, zinc plated, ETA-CE Certified**

- Vis à béton brevetée tête hexagonale à embase avec rondelle intégrée moletée sous la tête, en acier zingué, avec certification ETA-CE
- Verzinkt PATENTIERTE Sechskant-Betonschraube mit gerändelter Unterlegscheibe mit Flansch, mit ETA-CE Zulassung
- Tornillo patentado para hormigón, cabeza hexagonal y arandela estampada rebordeada con estrías bloqueadoras, de acero cincado, Homologado ETA-CE
- Запатентованный стальной оцинкованный шуруп по бетону с шестигранной головкой со скошенным буртом, Сертифицирован ETA-CE



Item code	Screw size Ø x L (mm)	Fixture thickness (mm)			Pcs. per box	Pcs. per carton
		t <sub>fix,std</sub>	t <sub>fix,red1</sub>	t <sub>fix,red2</sub>		

**Ø 6 / SW: 8 / Ø hole: 5 mm**

New Item	HXE 01 06 040	6 x 40	-	5	-	200	2.000
New Item	HXE 01 06 060	6 x 60	5	25	-	100	1.000
New Item	HXE 01 06 080	6 x 80	25	45	-	100	1.000

**Ø 8 / SW: 10 / Ø hole: 6 mm**

New Item	HXE 01 08 040	8 x 40	-	-	5	100	1.000
New Item	HXE 01 08 050	8 x 50	-	5	15	100	1.000
New Item	HXE 01 08 065	8 x 65	5	20	30	100	500
	HXE 01 08 080	8 x 80	20	35	45	50	500
	HXE 01 08 100	8 x 100	40	55	65	50	500
	HXE 01 08 120	8 x 120	60	75	85	50	500
	HXE 01 08 140	8 x 140	80	95	105	50	250

**Ø 10 / SW: 13 / Ø hole: 8 mm**

	HXE 01 10 080	10 x 80	10	-	-	50	250
	HXE 01 10 100	10 x 100	30	-	-	25	250
	HXE 01 10 120	10 x 120	50	-	-	25	250
	HXE 01 10 140	10 x 140	70	-	-	25	250
	HXE 01 10 160	10 x 160	90	-	-	25	250

**Ø 12 / SW: 15 / Ø hole: 10 mm**

	HXE 01 12 090	12 x 90	10	-	-	25	250
	HXE 01 12 110	12 x 110	30	-	-	25	125
	HXE 01 12 130	12 x 130	50	-	-	25	125
	HXE 01 12 150	12 x 150	70	-	-	25	125
	HXE 01 12 190	12 x 190	110	-	-	20	100
	HXE 01 12 210	12 x 210	130	-	-	20	100
	HXE 01 12 250	12 x 250	170	-	-	15	75
	HXE 01 12 290	12 x 290	210	-	-	15	75

**Ø 16 / SW: 21 / Ø hole: 14 mm**

	HXE 01 16 130	16 x 130	20	-	-	10	50
	HXE 01 16 150	16 x 150	40	-	-	10	50
	HXE 01 16 180	16 x 180	70	-	-	10	50

ETA-CE Certified item according to EAD 330232-00-0601 and EOTA TR049 / Produit Certifié ETA-CE - pour applications selon l' EAD 330232-00-0601 et EOTA TR049 / ETA-CE zertifiziertes Produkt - für Anwendungen gemäß EAD 330232-00-0601 und EOTA TR049 / Homologación ETA-CE - para aplicaciones según EAD 330232-00-0601 e EOTA TR049 / Сертифицированный ETA-CE согласно EAD 330232-00-0601 и EOTA TR049

ETA-CE Certified item according to EAD 330747-00-0601 / Produit Certifié ETA-CE - pour applications selon l' EAD 330747-00-0601 / ETA-CE zertifiziertes Produkt - für Anwendungen gemäß EAD 330747-00-0601 / Homologación ETA-CE - para aplicaciones según EAD 330747-00-0601 / Сертифицированный ETA-CE согласно EAD 330747-00-0601

EOTA TR049 - Item assessed Under Seismic Action / Article évalué en zone sismique / Artikel mit Bewertung von seismischer Leistungskategorie / Evaluación para fijaciones en zonas sísmicas / Одобрен для сейсмических воздействий

R120 Fire Resistance Certified item / Résistance au feu / Feuerwiderstand / Homologación de resistencia al fuego / Сертификат пожаробезопасности



European Technical Assessment  
EAD 330232-00-0601 and EOTA TR049  
OPTION 1: for cracked and non-cracked concrete  
Seismic assessment:  
- performance category C1: Ø 10  
- performance category C2-C1: Ø 12 and Ø 16



European Technical Assessment  
EAD 330747-00-0601

**TADS - Tecfi Anchor Design Software**



Item included in TADS for computer aided design of Anchorage.

[www.tecfi.it/tads](http://www.tecfi.it/tads)

**Description / Description / Beschreibung / Descripción / Описание**

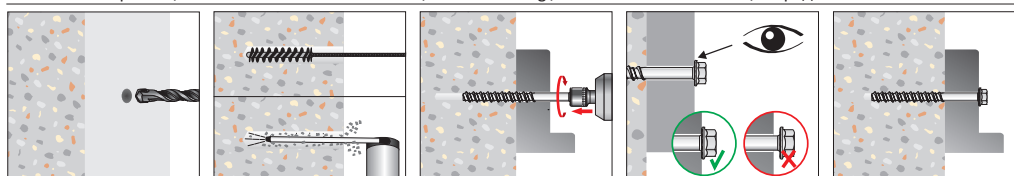
**HXE01 - CONCRETO®** is the patented hexagonal flanged washer head with locking serration concrete screw, zinc plated, for through (in-place) heavy duty fixings, **ETA-Certified**:

- according to **EAD 330747-00-0601**, in hollow slab as well (Ø6 and Ø8: see DoP for details)

- in **Option 1 and Option 7** for cracked and non-cracked concrete (Ø8, Ø10, Ø12, Ø16)

- according to **EAD 330232-00-0601 and EOTA TR049**, Performance Category C2 and C1 (Ø10 C1 only), for use in high seismic hazard zones


**Installation sequence / Instructions de mise en oeuvre / Setzanweisung / Secuencia de instalación / Порядок монтажа**



**DoP**



**Box / Boîte / Verpackung  
Caja / Упаковка**





# HX 21



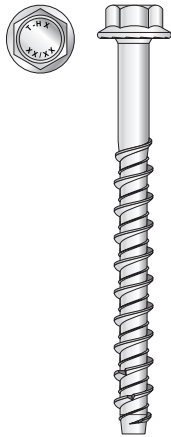
## Patented hexagonal flanged washer head with serration concrete screw, zinc plated

Vis à béton brevetée tête hexagonale à embase avec rondelle intégrée moletée sous la tête, en acier zingué

Verzinkt patentierte Sechskant- Betonschraube mit gerändelter Unterlegscheibe mit Flansch

Tornillo patentado para hormigón, cabeza hexagonal y arandela estampada rebordeada con estrías bloqueadoras, de acero cincado

Запатентованный стальной оцинкованный шуруп по бетону с шестигранной головкой со скошенным буртом



Item code	Screw size Ø x L (mm)	Fixture thickness (mm)				Pcs. per box	Pcs. per carton
		t <sub>fix,std</sub>	t <sub>fix,red1</sub>	t <sub>fix,red2</sub>	t <sub>fix,red3</sub>		
<b>Ø 6 / SW: 8 / Ø hole: 5 mm</b>							
* HX 21 06 045	6 x 45	-	5	-	-	200	2.000
* HX 21 06 060	6 x 60	10	20	-	-	100	1.000
* HX 21 06 080	6 x 80	30	40	-	-	100	1.000
* HX 21 06 100	6 x 100	50	60	-	-	100	1.000
HX 21 06 120	6 x 120	70	80	-	-	100	1.000
<b>Ø 8 / SW: 10 / Ø hole: 6 mm</b>							
* HX 21 08 040	8 x 40	-	-	-	5	100	1.000
* HX 21 08 045	8 x 45	-	-	5	10	100	1.000
* HX 21 08 050	8 x 50	-	-	10	15	100	1.000
* HX 21 08 060	8 x 60	-	10	20	25	100	1.000
* HX 21 08 080	8 x 80	20	30	40	45	50	500
* HX 21 08 100	8 x 100	40	50	60	65	50	500
HX 21 08 120	8 x 120	60	70	80	85	50	500
HX 21 08 140	8 x 140	80	90	100	105	50	500
<b>Ø 10 / SW: 13 / Ø hole: 8 mm</b>							
HX 21 10 060	10 x 60	-	10	-	-	50	500
HX 21 10 080	10 x 80	10	30	-	-	50	500
HX 21 10 100	10 x 100	30	50	-	-	25	250
HX 21 10 120	10 x 120	50	70	-	-	25	250
HX 21 10 140	10 x 140	70	90	-	-	25	250
HX 21 10 160	10 x 160	90	110	-	-	25	250
<b>Ø 12 / SW: 15 / Ø hole: 10 mm</b>							
HX 21 12 070	12 x 70	-	10	-	-	25	250
HX 21 12 090	12 x 90	10	30	-	-	25	250
HX 21 12 110	12 x 110	30	50	-	-	25	250
HX 21 12 130	12 x 130	50	70	-	-	25	125
HX 21 12 150	12 x 150	70	90	-	-	25	125
⚠ HX 01 12 290	12 x 290	210	230	-	-	15	75
⚠ HX 01 12 310	12 x 310	230	250	-	-	15	75
<b>Ø 14 / SW: 17 / Ø hole: 12 mm</b>							
New Item HX 21 14 065	14 x 65	-	5	-	-	25	250
New Item HX 21 14 075	14 x 75	-	15	-	-	25	125
New Item HX 21 14 110	14 x 110	10	50	-	-	25	125
New Item HX 21 14 130	14 x 130	30	70	-	-	20	100
New Item HX 21 14 150	14 x 150	50	90	-	-	15	75
<b>Ø 16 / SW: 21 / Ø hole: 14 mm</b>							
HX 21 16 090	16 x 90	-	10	-	-	15	150
⚠ HX 01 16 180	16 x 180	70	100	-	-	10	100

⚠ Until stockout / Jusqu'à épuisement de stocks / Jusqu'à épuisement de stocks / Solange der Vorrat reicht / Hasta agotar existencias / до окончания стока

\* Special finishing (Item code HX41) until stockout, then zinc plated (Item code HX21)

Avec finition spéciale (HX41) jusqu'à épuisement des stocks. Ensuite de quoi livraison avec finition zinguée (code HX21)

Mit spezieller Beschichtung (HX41) solange der Vorrat reicht. Danach mit verzinkter Beschichtung (HX21) verfügbar

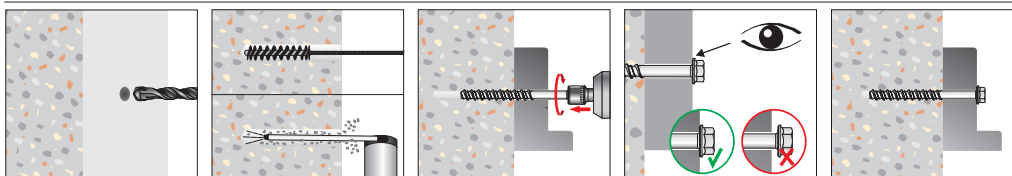
Con acabado especial (código HX41) hasta agotar existencias. Luego se entregará el producto en cincado (código HX21)

Доставка со специальным покрытием (код HX41) до окончания стока. Далее будут на распоряжении с оцинкованным покрытием (код HX21)

t<sub>fix,std</sub> - maximum thickness of fixture with standard embedment depth (see Technical data sheet)

t<sub>fix,red</sub> - maximum thickness of fixture with reduced embedment depth (see Technical data sheet)


### Installation sequence / Instructions de mise en oeuvre / Setzanweisung / Secuencia de instalación / Порядок монтажа



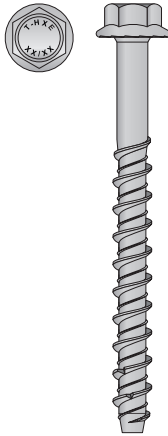
Technical Data Sheet



Box / Boîte / Verpackung  
Caja / Упаковка



- Patented hexagonal flanged washer head with serration concrete screw, special coating "Steel Saver® 1000h - ZL", ETA-CE Certified**
- Vis à béton brevetée tête hexagonale à embase avec rondelle intégrée moletée sous la tête, finition spéciale "Steel Saver® 1000h - ZL", avec certification ETA-CE
- Patentierte Sechskant- Betonschraube mit gerändelter Unterlegscheibe und Flansch, spezielle Hochleistungsbehandlung "Steel Saver® 1000h - ZL", mit ETA-CE Zulassung
- Tornillo patentado para hormigón, cabeza hexagonal y arandela estampada rebordeada con estrías bloqueadoras, acabado especial "Steel Saver® 1000h - ZL", Homologado ETA-CE
- Зпатентованный стальной оцинкованный шуруп по бетону с шестигранной головкой со скошенным буртом со специальным покрытием "Steel Saver®" 1000 часов в СТ, Сертифицирован ETA-CE



Item code	Screw size Ø x L (mm)	Fixture thickness (mm)			Pcs. per box	Pcs. per carton
		t <sub>fix,std</sub>	t <sub>fix,red1</sub>	t <sub>fix,red2</sub>		
<b>Ø 6 / SW: 8 / Ø hole: 5 mm</b>						
HXE 41 06 040	6 x 40	-	5	-	200	2.000
HXE 41 06 060	6 x 60	5	25	-	100	1.000
HXE 41 06 080	6 x 80	25	45	-	100	1.000
<b>Ø 8 / SW: 10 / Ø hole: 6 mm</b>						
HXE 41 08 040	8 x 40	-	-	5	100	1.000
HXE 41 08 050	8 x 50	-	5	15	100	1.000
HXE 41 08 065	8 x 65	5*	20	30	100	500
HXE 41 08 080	8 x 80	20*	35	45	50	500
HXE 41 08 100	8 x 100	40*	55	65	50	500
HXE 41 08 120	8 x 120	60*	75	85	50	500
HXE 41 08 140	8 x 140	80*	95	105	50	500

**ETA-CE Certified item according to EAD 330747-00-0601** / Produit Certifié ETA-CE – pour applications selon l' EAD 330747-00-0601 / ETA-CE zertifiziertes Produkt - für Anwendungen gemäß EAD 330747-00-0601 / Homologación ETA-CE – para aplicaciones según EAD 330747-00-0601 / Сертифицированный ETA-CE согласно EAD 330747-00-0601

**R120 Fire Resistance Certified item** / Résistance au feu / Feuerwiderstand / Homologación de resistencia al fuego / Сертификат пожарной безопасности

\* **Embedment depth not certified** / Profondeur d'implantation pas certifié / Nicht zertifizierter Eintrag / Profundidad de instalación no homologada / Глубина посадки не сертифицирована



"Steel Saver® 1000h - ZL" special coating



Tecfi "Steel Saver® 1000h - ZL" special coating guarantees a very high Salt Spray Test corrosion resistance, up to 20 times higher than standard zinc plating coatings.

Please see technical details on page 14

#### TADS - Tecfi Anchor Design Software



Item included in TADS for computer aided design of Anchorage.

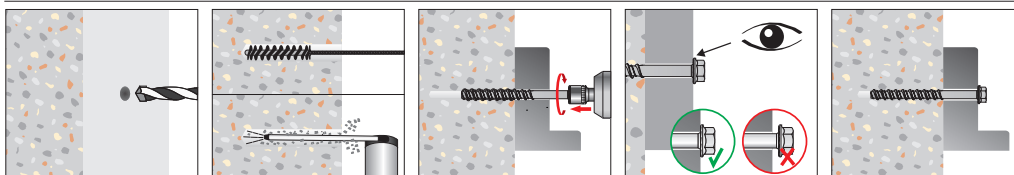
[www.tecfi.it/tads](http://www.tecfi.it/tads)

#### Description / Description / Beschreibung / Descripción / Описание

**HXE41 - CONCRETO**® is the patented hexagonal flanged washer head with locking serration concrete screw, "Steel Saver 1000h - ZL" special coating, for through (in-place) heavy duty fixings, ETA-Certified:

- according to **EAD 330747-00-0601**, in hollow slab as well (Ø6 and Ø8: see DoP for details)
- undergoing testing for use in cracked and non-cracked concrete and for seismic hazard zones


#### Installation sequence / Instructions de mise en oeuvre / Setzanweisung / Secuencia de instalación / Порядок монтажа



#### DoP



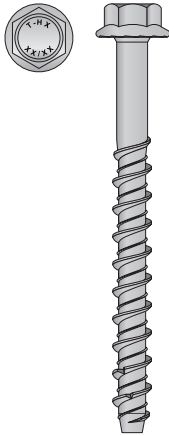
Box / Boîte / Verpackung  
Caja / Упаковка



# HX 41



- Patented hexagonal flanged washer head with serration concrete screw, special coating "Steel Saver® 1000h - ZL"
- Vis à béton brevetée tête hexagonale à embase avec rondelle intégrée moletée sous la tête finition spéciale "Steel Saver® 1000h - ZL".
- Patentierte Sechskant- Betonschraube mit gerändelter Unterlegscheibe und Flansch, spezielle Hochleistungsbehandlung "Steel Saver® 1000h - ZL"
- Tornillo patentado para hormigón, cabeza hexagonal y arandela estampada rebordeada con estrías bloqueadoras, acabado especial "Steel Saver® 1000h - ZL"
- Запатентованный стальной оцинкованный шуруп по бетону с шестигранной головкой со скошенным буртом со специальным покрытием "Steel Saver®" 1000 часов в СТ



Item code	Screw size Ø x L (mm)	Fixture thickness (mm)				Pcs. per box	Pcs. per carton
		t <sub>fix,std</sub>	t <sub>fix,red1</sub>	t <sub>fix,red2</sub>	t <sub>fix,red3</sub>		
<b>Ø 8 / SW: 10 / Ø hole: 6 mm</b>							
⚠ HX 41 08 040	8 x 40	-	-	-	5	100	1.000
⚠ HX 41 08 080	8 x 80	20	30	40	45	50	500
⚠ HX 41 08 100	8 x 100	40	50	60	65	50	500
<b>Ø 10 / SW: 13 / Ø hole: 8 mm</b>							
HX 41 10 060	10 x 60	-	10	-	-	50	500
HX 41 10 080	10 x 80	10	30	-	-	50	500
HX 41 10 100	10 x 100	30	50	-	-	25	250
<b>Ø 12 / SW: 15 / Ø hole: 10 mm</b>							
HX 41 12 070	12 x 70	-	10	-	-	25	250
HX 41 12 090	12 x 90	10	30	-	-	25	250
HX 41 12 110	12 x 110	30	50	-	-	25	250
HX 41 12 150	12 x 150	70	90	-	-	25	125
<b>Ø 14 / SW: 17 / Ø hole: 12 mm</b>							
HX 41 14 075	14 x 75	-	15	-	-	25	125
HX 41 14 110	14 x 110	10	50	-	-	25	125
HX 41 14 150	14 x 150	50	90	-	-	15	75
<b>Ø 16 / SW: 21 / Ø hole: 14 mm</b>							
HX 41 16 090	16 x 90	-	10	-	-	15	150
⚠ <b>Until stockout / Jusqu'à épuisement de stocks / Jusqu'à épuisement de stocks / Solange der Vorrat reicht / Hasta agotar existencias / до окончания стока</b>							
t <sub>fix,std</sub> - maximum thickness of fixture with standard embedment depth (see Technical data sheet)							
t <sub>fix,red</sub> - maximum thickness of fixture with reduced embedment depth (see Technical data sheet)							

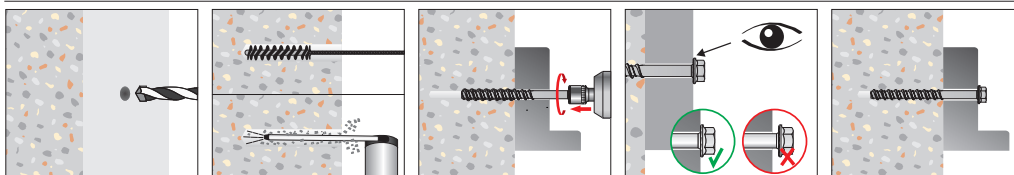
"Steel Saver® 1000h - ZL" special coating



Tecfi "Steel Saver® 1000h - ZL" special coating guarantees a very high Salt Spray Test corrosion resistance, up to 20 times higher than standard zinc plating coatings.

Please see technical details on page 14


Installation sequence / Instructions de mise en oeuvre / Setzanweisung / Secuencia de instalación / Порядок монтажа



Technical Data Sheet

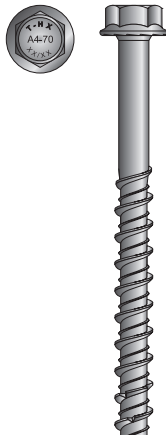


Box / Boîte / Verpakung  
Caja / Упаковка



**Patented hexagonal flanged washer head with serration concrete screw, A4 (AISI 316) stainless steel**

- Vis à béton brevetée tête hexagonale à embase avec rondelle intégrée moletée sous la tête en acier INOX A4 (AISI 316)
- Patentierter Sechskant-Betonschraube mit gerändelter Unterlegscheibe und Flansch aus Edelstahl A4 (AISI 316)
- Tornillo patentado para hormigón, cabeza hexagonal y arandela estampada rebordeada con estrías bloqueadoras, de Acero Inoxidable A4 (AISI 316)
- Запатентованный шуруп по бетону с шестигранной головкой со скошенным буртом из нержавеющей стали A4 (AISI 316)

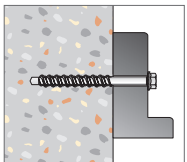


Item code	Screw size Ø x L (mm)	Fixture thickness (mm)			Pcs. per box	Pcs. per carton
		t <sub>fix,std</sub>	t <sub>fix,red1</sub>	t <sub>fix,red2</sub>		
<b>Ø 10 / SW: 13 / Ø hole: 8 mm</b>						
HX 71 10 060	10 x 60	-	15	-	50	250
HX 71 10 080	10 x 80	10	35	-	50	250
HX 71 10 100	10 x 100	30	55	-	25	250
HX 71 10 140	10 x 140	70	95	-	25	250
<b>Ø 12 / SW: 15 / Ø foro: 10 mm</b>						
<b>New Item</b> HX 71 12 090	12 x 90	10	35	-	25	125
<b>New Item</b> HX 71 12 110	12 x 110	30	55	-	25	125
<b>New Item</b> HX 71 12 130	12 x 130	50	75	-	25	125

t<sub>fix,std</sub> - maximum thickness of fixture with standard embedment depth (see Technical data sheet)  
t<sub>fix,red</sub> - maximum thickness of fixture with reduced embedment depth (see Technical data sheet)



Usage / Utilisation / Benutzung / Uso / Применение




For through (in-place) heavy duty fixings in concrete.

Technical Data Sheet

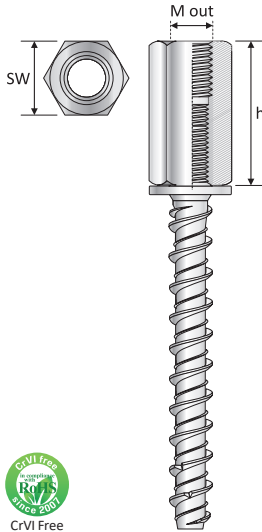


Box / Boîte / Verpackung  
Caja / Упаковка



**Patented dual thread (with collar) concrete screw assembled with hexagonal coupling nut, zinc plated, ETA-CE Certified**

- 🇫🇷 Vis à béton double filet avec bord cylindrique, assemblée avec écrou hexagonal de jonction en acier zingué, certifiée ETA-CE
- 🇩🇪 Doppelgewindeschraube mit zylindrischem Rand für Beton, montiert mit Sechskant-Gelenkmutter, aus verzinktem Stahl, ETA-CE-zertifiziert
- 🇪🇸 Tornillo para hormigón con doble rosca y perfil cilíndrico, montado con manguito de unión hexagonal, de acero cincado, Homologado ETA-CE
- 🇷🇺 Анкер-шуруп для бетона с двойной резьбой и цилиндрической кромкой в сборе с шестигранной накидной гайкой из оцинкованной стали. Сертифицирован ETA-CE "



**i** Version with special "Steel Saver 1000h - ZL" coating (with zinc plated nut) available on request\*, lead time to be agreed.  
\*item code: HXE 48 xx xx xxx

Item code	Screw size Ø x L / M (mm)	Hex coupling nut size		Pcs. per box	Pcs. per carton
		M out	SW x h (mm)		
<b>Ø 6 / Ø hole: 5 mm</b>					
★ HXE 07 06 06 037	6 x 37 / M6	M6	10 x 18	100	500
★ HXE 07 06 08 037	6 x 37 / M6	M8	10 x 18	100	500
★ HXE 07 66 08 037	6 x 37 / M6	M6 / M8	13 x 30	100	500
<b>Ø 8 / Ø hole: 6 mm</b>					
★ HXE 07 08 06 037	8 x 37 / M8	M6	13 x 30	50	250
★ HXE 07 08 08 037	8 x 37 / M8	M8	13 x 24	50	250
★ HXE 07 08 10 037	8 x 37 / M8	M10	13 x 24	50	250
★ HXE 07 88 10 037	8 x 37 / M8	M8 / M10	13 x 30	50	250
* HXE 07 08 06 062	8 x 62 / M8	M6	13 x 30	50	250
* HXE 07 08 08 062	8 x 62 / M8	M8	13 x 24	50	250
* HXE 07 08 10 062	8 x 62 / M8	M10	13 x 24	50	250
* HXE 07 88 10 062	8 x 62 / M8	M8 / M10	13 x 30	50	250
<b>Ø 10 / Ø hole: 8 mm</b>					
** HXE 07 10 08 074	10 x 74 / M10	M8	13 x 24	25	125
** HXE 07 10 10 074	10 x 74 / M10	M10	17 x 30	25	125
** HXE 07 10 12 074	10 x 74 / M10	M12	17 x 30	25	125

★ ETA-CE Certified item, according to EAD 330747-00-0601 / Produit Certifié ETA-CE – pour applications selon l' EAD 330747-00-0601 / ETA-CE zertifiziertes Produkt - für Anwendungen gemäß EAD 330747-00-0601 / Homologación ETA-CE – para aplicaciones según EAD 330747-00-0601 / Сертифицированный ETA-CE согласно EAD 330747-00-0601  
\* ETA-CE Certified item for embedment depth (hnom) 35 and 45 mm ONLY; hnom 60 mm under approval  
\*\* Under approval for ETA-CE option 1 and seismic

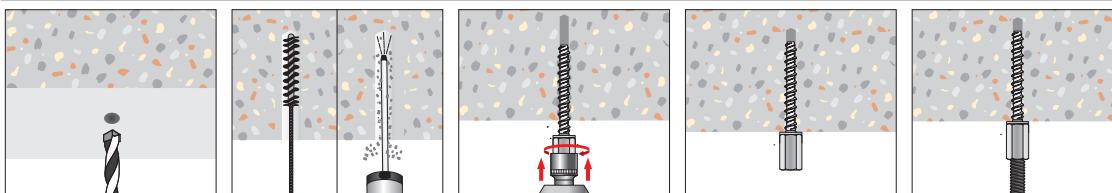


European Technical Assessment  
EAD 330747-00-0601


Description / Description / Beschreibung / Descripción / Описание  
**HXE07 - CONCRETO®** is the patented dual thread concrete screw assembled with hex coupling nut, zinc plated, for heavy duty fixings, **ETA-Certified**:  
- according to **EAD 330747-00-0601**, in hollow slab as well (Ø6 and Ø8: see DoP for details)  
- undergoing testing for use in cracked and non-cracked concrete and for seismic hazard zones



Installation sequence / Instructions de mise en oeuvre / Setzanweisung / Secuencia de instalación / Порядок монтажа



Box / Boîte / Verpackung  
Caja / Упаковка

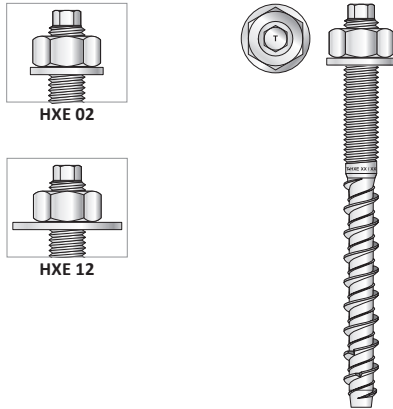


# HXE 02 - HXE 12



## Patented dual thread concrete screw with hex shank, with nut and washer, zinc plated, ETA-CE Certified

- Vis à béton brevetée double filet (métrique + spécial breveté) avec queue hexagonale, avec écrou et rondelle, en acier zingué, avec certification ETA-CE
- Doppelgewinde-Betonschraube (metrisches + spezielles patentiertes Gewinde) mit Sechskantschaft, mit Mutter und Scheibe, verzinkt, mit ETA-CE Zulassung
- Tornillo patentado para hormigón con doble rosca (métrica + especial PATENTADA), con vástago hexagonal, tuerca y arandela, de acero cincado, Homologado ETA-CE
- Двухсторонний стальной оцинкованный шуруп по бетону с шестигранным наконечником, с гайкой и шайбой, сертифицирован ETA-CE

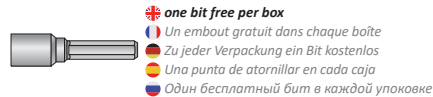


European Technical Assessment  
EAD 330232-00-0601 and EOTA TR049  
OPTION 1: for cracked and non-cracked concrete  
Seismic assessment:  
- performance category C1:  $\varnothing$  10  
- performance category C2-C1:  $\varnothing$  12 and  $\varnothing$  16



European Technical Assessment  
EAD 330747-00-0601

One special bit free per box (Item code: JP 00)



Description / Description / Beschreibung / Descripción / Описание

**HXE02/HXE12 - CONCRETO®** is the patented dual thread concrete screw with hex shank, zinc plated, for through (in-place) heavy duty fixings, **ETA-Certified**:

- according to **EAD 330747-00-0601**, in hollow slab as well ( $\varnothing 6$  and  $\varnothing 8$ : see DoP for details)
- in **Option 1 and Option 7** for cracked and non-cracked concrete ( $\varnothing 8$ ,  $\varnothing 10$ ,  $\varnothing 12$ ,  $\varnothing 16$ )
- according to **EAD 330232-00-0601 and EOTA TR049**, Performance Category C2 and C1 ( $\varnothing 10$  C1 only), for use in high seismic hazard zones

Item code	Screw size $\varnothing \times L$ (mm)	Fixture thickness $t_{fix}$ (mm)	Pcs. per box	Pcs. per carton
-----------	---	-------------------------------------	-----------------	--------------------

### HXE02 with washer

$\varnothing 8$ / AF: 5 / SW: 13 / $\varnothing$ hole: 6 mm				
	HXE 02 08 090	8 x 90	10	500
	HXE 02 08 120	8 x 120	40	300
	HXE 02 08 160	8 x 160	80	250
$\varnothing 10$ / AF: 7 / SW: 17 / $\varnothing$ hole: 8 mm				
	HXE 02 10 105	10 x 105	10	250
	HXE 02 10 125	10 x 125	30	250
	HXE 02 10 195	10 x 195	100	125
$\varnothing 12$ / AF: 8 / SW: 19 / $\varnothing$ hole: 10 mm				
	HXE 02 12 118	12 x 118	10	125
	HXE 02 12 138	12 x 138	30	125
	HXE 02 12 208	12 x 208	100	75
	HXE 02 12 248	12 x 248	140	75

### HXE12 with large washer

$\varnothing 8$ / AF: 5 / SW: 13 / $\varnothing$ hole: 6 mm				
	HXE 12 08 090	8 x 90	10	250
	HXE 12 08 120	8 x 120	40	250
	HXE 12 08 160	8 x 160	80	125
$\varnothing 10$ / AF: 7 / SW: 17 / $\varnothing$ hole: 8 mm				
	HXE 12 10 105	10 x 105	10	250
	HXE 12 10 125	10 x 125	30	150
	HXE 12 10 195	10 x 195	100	125
$\varnothing 12$ / AF: 8 / SW: 19 / $\varnothing$ hole: 10 mm				
	HXE 12 12 118	12 x 118	10	125
	HXE 12 12 138	12 x 138	30	125
	HXE 12 12 208	12 x 208	100	75
	HXE 12 12 248	12 x 248	140	75

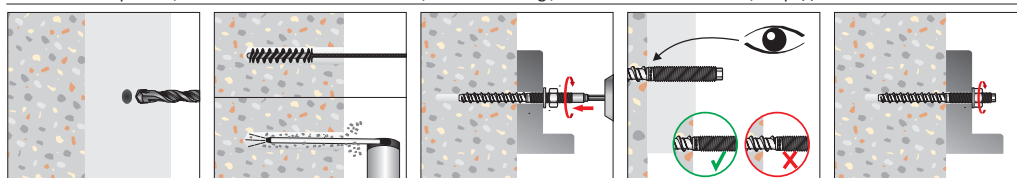
**ETA-CE Certified item according to EAD 330232-00-0601 and EOTA TR049** / Produit Certifié ETA-CE - pour applications selon l' EAD 330232-00-0601 et EOTA TR049 / ETA-CE zertifiziertes Produkt - für Anwendungen gemäß EAD 330232-00-0601 und EOTA TR049 / Homologación ETA-CE - para aplicaciones según EAD 330232-00-0601 e EOTA TR049 / Сертифицированный ETA-CE EAD 330232-00-0601 u EOTA TR049

**ETA-CE Certified item according to EAD 330747-00-0601** / Produit Certifié ETA-CE - pour applications selon l' EAD 330747-00-0601 / ETA-CE zertifiziertes Produkt - für Anwendungen gemäß EAD 330747-00-0601 / Homologación ETA-CE - para aplicaciones según EAD 330747-00-0601 / Сертифицированный ETA-CE согласно EAD 330747-00-0601

**EOTA TR049 - Item assessed Under Seismic Action** / Article évalué en zone sismique / Artikel mit Bewertung von seismischer Leistungskategorie / Evaluación para fijaciones en zonas sísmicas / Одобрен для сейсмических воздействий

**R120 Fire Resistance Certified item** / Résistance au feu / Feuerwiderstand / Homologación de resistencia al fuego / Сертификат пожаробезопасности


Installation sequence / Instructions de mise en oeuvre / Setzanweisung / Secuencia de instalación / Порядок монтажа



DoP



Box / Boîte / Verpackung  
Caja / Упаковка



# HXE 85



## Patented dual thread concrete screw with hex shank, zinc plated, ETA-CE Certified

- Vis à béton brevetée double filet (métrique + spécial breveté) avec queue hexagonale, en acier zingué, avec certification ETA-CE
- Doppelgewinde-Betonschraube (metrisches + spezielles patentiertes Gewinde) mit Sechskantschaft, verzinkt, mit ETA-CE Zulassung
- Tornillo patentado para hormigón con doble rosca (métrica + especial PATENTADA), con vástago hexagonal, de acero cincado, Homologado ETA-CE
- Двухсторонний стальной оцинкованный шуруп по бетону с шестигранным наконечником, сертифицирован ETA-CE



European Technical Assessment  
EAD 330232-00-0601 and EOTA TR049  
OPTION 1: for cracked and non-cracked concrete  
Seismic assessment:  
- performance category C1:  $\varnothing$  10  
- performance category C2-C1:  $\varnothing$  12 and  $\varnothing$  16



European Technical Assessment  
EAD 330747-00-0601



Item code	Screw size $\varnothing \times L$ (mm)	Fixture thickness $t_{fix}$ (mm)	Pcs. per box	Pcs. per carton
<b><math>\varnothing</math> 8 / AF: 5 / <math>\varnothing</math> hole: 6 mm</b>				
HXE 85 08 090	8 x 90	10	100	500
HXE 85 08 120	8 x 120	40	100	500
HXE 85 08 160	8 x 160	80	50	250
<b><math>\varnothing</math> 10 / AF: 7 / <math>\varnothing</math> hole: 8 mm</b>				
HXE 85 10 105	10 x 105	10	50	250
HXE 85 10 125	10 x 125	30	50	250
HXE 85 10 195	10 x 195	100	25	125
<b><math>\varnothing</math> 12 / AF: 8 / <math>\varnothing</math> hole: 10 mm</b>				
HXE 85 12 118	12 x 118	10	25	125
HXE 85 12 138	12 x 138	30	25	125
HXE 85 12 208	12 x 208	100	25	125
HXE 85 12 248	12 x 248	140	25	125


- ETA-CE Certified item according to EAD 330232-00-0601 and EOTA TR049 / Produit Certifié ETA-CE - pour applications selon l' EAD 330232-00-0601 et EOTA TR049 / ETA-CE zertifiziertes Produkt - für Anwendungen gemäß EAD 330232-00-0601 und EOTA TR049 / Homologación ETA-CE - para aplicaciones según EAD 330232-00-0601 e EOTA TR049 / Сертифицированный ETA-CE EAD 330232-00-0601 u EOTA TR049
- ETA-CE Certified item according to EAD 330747-00-0601 / Produit Certifié ETA-CE - pour applications selon l' EAD 330747-00-0601 / ETA-CE zertifiziertes Produkt - für Anwendungen gemäß EAD 330747-00-0601 / Homologación ETA-CE - para aplicaciones según EAD 330747-00-0601 / Сертифицированный ETA-CE согласно EAD 330747-00-0601
- EOTA TR049 - Item assessed Under Seismic Action / Article évalué en zone sismique / Artikel mit Bewertung von seismischer Leistungskategorie / Evaluación para fijaciones en zonas sísmicas / Одобрен для сейсмических воздействий
- R120 Fire Resistance Certified item / Résistance au feu / Feuerwiderstand / Homologación de resistencia al fuego / Сертификат пожаробезопасности

# HXB 02

Until stockout / Jusqu'à épuisement de stocks / Jusqu'à épuisement de stocks / Solange der Vorrat reicht / Hasta agotar existencias / до окончания стока

## Patented dual thread concrete screw with hex shank with nut and washer, special coating "Steel Saver® 500h"

- Vis à béton brevetée double filet (métrique + spécial breveté) avec queue hexagonale, écrou et rondelle, finition spéciale "Steel Saver® 500 h"
- Doppelgewinde Betonschraube mit Sechskantschaft mit Mutter und Scheibe, spezielle Hochleistungsbehandlung "Steel Saver® 500h"
- Tornillo patentado para hormigón con doble rosca, con vástago hexagonal, tuerca y arandela, especial acabado "Steel Saver® 500 h"
- Запатентованный двухсторонний шуруп по бетону с шестигранным наконечником, с гайкой и шайбой, со специальным покрытием "Steel Saver®" 500 часов в СТ



"Steel Saver® 500h ZL" special coating



Tecfi "Steel Saver® 500h - ZL" special coating guarantees a very high Salt Spray Test corrosion resistance, up to 10 times higher than standard zinc plating coatings.

Technical Data Sheet



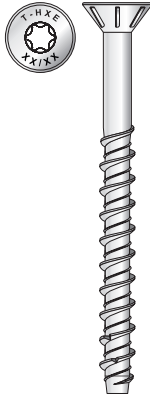
Item code	Screw size $\varnothing \times L$ (mm)	Fixture thickness $t_{fix}$ (mm)	Pcs. per box	Pcs. per carton
<b><math>\varnothing</math> 8 / AF: 5 / SW: 13 / <math>\varnothing</math> hole: 6 mm</b>				
HXB 02 08 090	8 x 90	10	100	500
HXB 02 08 100	8 x 100	20	100	500
HXB 02 08 120	8 x 120	40	100	500
HXB 02 08 140	8 x 140	60	50	500
HXB 02 08 160	8 x 160	80	50	250
<b><math>\varnothing</math> 10 / AF: 7 / SW: 17 / <math>\varnothing</math> hole: 8 mm</b>				
HXB 02 10 105	10 x 105	10	50	250
HXB 02 10 125	10 x 125	30	50	250
HXB 02 10 145	10 x 145	50	25	125
HXB 02 10 175	10 x 175	80	25	125
HXB 02 10 195	10 x 195	100	25	125
<b><math>\varnothing</math> 12 / AF: 8 / SW: 19 / <math>\varnothing</math> hole: 10 mm</b>				
HXB 02 12 118	12 x 118	10	25	125
HXB 02 12 138	12 x 138	30	25	125
HXB 02 12 158	12 x 158	50	25	125
HXB 02 12 188	12 x 188	80	25	125
HXB 02 12 208	12 x 208	100	25	125

Please see technical details on page 14



**Patented flat CSK head with ribs concrete screw, 6-Lobe recess, zinc plated, ETA-CE Certified**

- Vis à béton brevetée tête fraisée plate avec nervures sous la tête, empreinte à six lobes X, en acier zingué, avec certification ETA-CE
- Senkkopf-Betonschraube mit Fräsrippen, Innensechsrund, verzinkt, mit ETA-CE Zulassung
- Tornillo patentado para hormigón con cabeza avellanada 6 lóbulos internos con estrías avellanadoras, de acero cincado, Homologada ETA-CE
- Шуруп по бетону с плоской потайной головкой с насечками из оцинкованной стали, сертифицирован ETA-CE



Item code	Screw size Ø x L (mm)	Fixture thickness (mm)			Pcs. per box	Pcs. per carton	
		t <sub>fix,std</sub>	t <sub>fix,red1</sub>	t <sub>fix,red2</sub>			
<b>Ø 6 / T-30 / Ø hole: 5 mm</b>							
New Item	HXE 03 06 045	6 x 45	-	10	-	200	2.000
New Item	HXE 03 06 065	6 x 65	10	30	-	100	1.000
New Item	HXE 03 06 080	6 x 80	25	45	-	100	1.000
<b>Ø 8 / T-30 / Ø hole: 6 mm</b>							
New Item	HXE 03 08 045	8 x 45	-	-	10	100	1.000
New Item	HXE 03 08 055	8 x 55	-	10	20	100	1.000
	HXE 03 08 070	8 x 70	10	25	35	100	500
	HXE 03 08 100	8 x 100	40	55	65	50	500
	HXE 03 08 140	8 x 140	80	95	105	25	250
<b>Ø 10 / T-40 / Ø hole: 8 mm</b>							
	HXE 03 10 080	10 x 80	10	-	-	50	250
	HXE 03 10 100	10 x 100	30	-	-	50	250
	HXE 03 10 160	10 x 160	90	-	-	25	250
<b>Ø 12 / T-50 / Ø hole: 10 mm</b>							
	HXE 03 12 100	12 x 100	20	-	-	25	125
	HXE 03 12 120	12 x 120	40	-	-	25	125
	HXE 03 12 180	12 x 180	100	-	-	25	125



- ETA-CE Certified item according to EAD 330232-00-0601 and EOTA TR049** / *Produit Certifié ETA-CE – pour applications selon l' EAD 330232-00-0601 et EOTA TR049 / ETA-CE zertifiziertes Produkt - für Anwendungen gemäß EAD 330232-00-0601 und EOTA TR049 / Homologación ETA-CE – para aplicaciones según EAD 330232-00-0601 e EOTA TR049 / Сертифицированный ETA-CE EAD 330232-00-0601 u EOTA TR049*
- ETA-CE Certified item according to EAD 330747-00-0601** / *Produit Certifié ETA-CE – pour applications selon l' EAD 330747-00-0601 / ETA-CE zertifiziertes Produkt - für Anwendungen gemäß EAD 330747-00-0601 / Homologación ETA-CE – para aplicaciones según EAD 330747-00-0601 / Сертифицированный ETA-CE согласно EAD 330747-00-0601*
- EOTA TR049 - Item assessed Under Seismic Action** / *Article évalué en zone sismique / Artikel mit Bewertung von seismischer Leistungskategorie / Evaluación para fijaciones en zonas sísmicas / Одобрен для сейсмических воздействий*
- R120 Fire Resistance Certified item** / *Résistance au feu / Feuerwiderstand / Homologación de resistencia al fuego / Сертификат пожаробезопасности*



European Technical Assessment  
EAD 330232-00-0601 and EOTA TR049  
OPTION 1: for cracked and non-cracked concrete  
Seismic assessment:  
- performance category C1: Ø 10  
- performance category C2-C1: Ø 12 and Ø 16



European Technical Assessment  
EAD 330747-00-0601

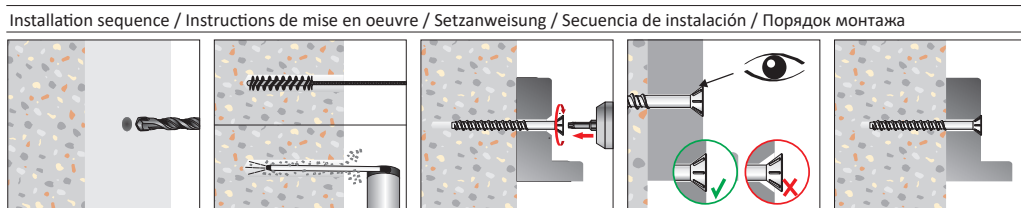
**TADS - Tecfi Anchor Design Software**

Item included in TADS for computer aided design of Anchorage.  
[www.tecfi.it/tads](http://www.tecfi.it/tads)

Description / Description / Beschreibung / Descripción / Описание

**HXE03 - CONCRETO®** is the patented flat countersunk head concrete screw, zinc plated, for through (in-place) heavy duty fixings, **ETA-Certified**:

- according to **EAD 330747-00-0601**, in hollow slab as well (Ø6 and Ø8: see DoP for details)
- in **Option 1 and Option 7** for cracked and non-cracked concrete (Ø8, Ø10, Ø12, Ø16)
- according to **EAD 330232-00-0601 and EOTA TR049**, Performance Category C2 and C1 (Ø10 C1 only), for use in high seismic hazard zones



DoP

Box / Boîte / Verpackung  
Caja / Упаковка

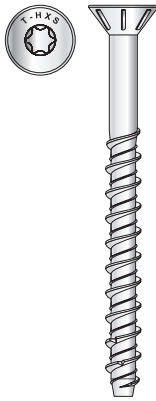
Heavy duty / Lourdes / Schwere Befestigungen / Fijaciones Pesadas / Крепеж для Тяжелых Конструкций



# HXS 21

**Patented flat CSK head with ribs concrete screw, 6-Lobe recess, zinc plated**

- Vis à béton brevetée tête fraisée plate avec nervures sous la tête, empreinte à six lobes X, en acier zingué
- Senkkopf-Betonschraube mit Fräsrippen, Innensechsrund, verzinkt
- Tornillo patentado para hormigón con cabeza avellanada 6 lóbulos internos con estrías avellanadoras, de acero cincado
- Шуруп по бетону с плоской потайной головкой с насечками из оцинкованной стали



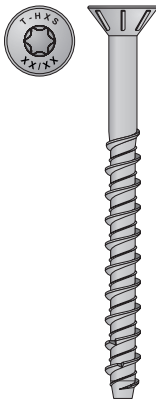
Item code	Screw size Ø x L (mm)	Fixture thickness			Pcs. per box	Pcs. per carton
		t <sub>fix</sub> (mm)				
Ø 6 / T-30 / Ø hole: 5 mm						
▲ HXS 21 06 060	6 x 60	10			100	1.000
▲ HXS 21 06 100	6 x 100	50			100	1.000
▲ HXS 21 06 120	6 x 120	70			100	1.000

▲ **Until stockout / Jusqu'à épuisement de stocks / Jusqu'à épuisement de stocks / Solange der Vorrat reicht / Hasta agotar existencias / до окончания стока**



## HXS 01 special coating "Steel Saver® 500h"

finition spéciale "Steel Saver® 500h" / spezielle Hochleistungsbehandlung "Steel Saver® 500h" / especial acabado "Steel Saver® 500h" / со специальным покрытием "Steel Saver®" 500 часов в СТ



Item code	Screw size Ø x L (mm)	Fixture thickness (mm)			Pcs. per box	Pcs. per carton
		t <sub>fix,std</sub>	t <sub>fix,red1</sub>	t <sub>fix,red2</sub>		
Ø 6 / T-30 / Ø hole: 5 mm						
▲ HXS 01 06 060	6 x 60	10	-	-	100	1.000
▲ HXS 01 06 100	6 x 100	50	-	-	100	1.000
Ø 8 / T-30 / Ø hole: 6 mm						
▲ HXS 01 08 045	8 x 45	-	-	5	100	1.000
▲ HXS 01 08 080	8 x 80	20	30	40	50	500
▲ HXS 01 08 100	8 x 100	40	50	60	50	500
▲ HXS 01 08 120	8 x 120	60	70	80	50	500
Ø 10 / T-40 / Ø hole: 8 mm						
HXS 01 10 080	10 x 80	10	-	-	50	500
HXS 01 10 100	10 x 100	30	-	-	50	500
HXS 01 10 120	10 x 120	50	-	-	25	250
▲ HXS 01 10 160	10 x 160	90	-	-	25	250
Ø 12 / T-50 / Ø hole: 10 mm						
HXS 01 12 100	12 x 100	20	-	-	25	250
HXS 01 12 120	12 x 120	40	-	-	25	250

▲ **Until stockout / Jusqu'à épuisement de stocks / Jusqu'à épuisement de stocks / Solange der Vorrat reicht / Hasta agotar existencias / до окончания стока**

t<sub>fix,std</sub> - maximum thickness of fixture with standard embedment depth (see Technical data sheet)

t<sub>fix,red</sub> - maximum thickness of fixture with reduced embedment depth (see Technical data sheet)



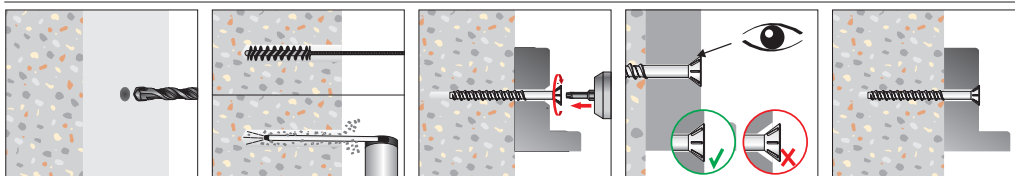
### "Steel Saver® 500h" special coating



Tecfi "Steel Saver® 500h" special coating guarantees a very high Salt Spray Test corrosion resistance, up to 10 times higher than standard zinc plating coatings.

Please see technical details on page 14


### Installation sequence / Instructions de mise en oeuvre / Setzanweisung / Secuencia de instalación / Порядок монтажа



### Technical Data Sheet

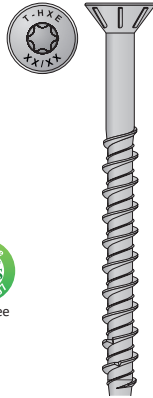


Box / Boîte / Verpackung  
Caja / Упаковка



**Patented flat CSK head with ribs concrete screw, 6-Lobe recess, special coating "Steel Saver" 1000h - ZL, ETA-CE Certified**

- Vis à béton brevetée tête fraisée plate avec nervures sous la tête, empreinte à six lobes X, finition spéciale "Steel Saver" 1000h - ZL, avec certification ETA-CE
- Senkkopf-Betonschraube mit Fräsrippen, Innensechsrund, spezielle Hochleistungsbehandlung "Steel Saver" 1000h - ZL, mit ETA-CE Zulassung
- Tornillo patentado para hormigón con cabeza avellanada 6 lóbulos internos con estrías avellanadoras, acabado especial "Steel Saver" 1000h - ZL, Homologada ETA-CE
- Шуруп по бетону с плоской потайной головкой с насечками со специальным покрытием "Steel Saver" 1000 часов в СТ, сертифицирован ETA-CE



Item code	Screw size Ø x L (mm)	Fixture thickness (mm)			Pcs. per box	Pcs. per carton
		t <sub>fix,std</sub>	t <sub>fix,red1</sub>	t <sub>fix,red2</sub>		
<b>Ø 6 / SW: 8 / Ø hole: 5 mm</b>						
★ HXE 43 06 045	6 x 45	-	10	-	200	2.000
★ HXE 43 06 065	6 x 65	10	30	-	100	1.000
★ HXE 43 06 080	6 x 80	25	45	-	100	1.000
<b>Ø 8 / SW: 10 / Ø hole: 6 mm</b>						
★ HXE 43 08 045	8 x 45	-	-	10	100	1.000
★ HXE 43 08 055	8 x 55	-	10	20	100	1.000
★ HXE 43 08 070	8 x 70	10*	25	35	100	500
★ HXE 43 08 100	8 x 100	40*	55	65	50	500
★ HXE 43 08 140	8 x 140	80*	95	105	25	250



★ **ETA-CE Certified item according to EAD 330747-00-0601** / *Produit Certifié ETA-CE – pour applications selon l' EAD 330747-00-0601 / ETA-CE zertifiziertes Produkt – für Anwendungen gemäß EAD 330747-00-0601 / Homologación ETA-CE – para aplicaciones según EAD 330747-00-0601 / Сертифицированный ETA-CE согласно EAD 330747-00-0601*

★ **R120 Fire Resistance Certified item** / *Résistance au feu / Feuerwiderstand / Homologación de resistencia al fuego / Сертификат пожаробезопасности*

\* **Embedment depth not certified** / *Profondeur d'implantation pas certifié / Nicht zertifizierter Eintrag / Profundidad de instalación no homologada / Глубина посадки не сертифицирована*

"Steel Saver" 1000h" special coating



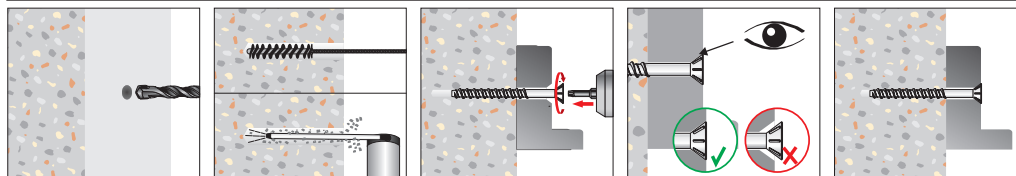
Tecfi "Steel Saver" 1000h" special coating guarantees a very high Salt Spray Test corrosion resistance, up to 20 times higher than standard zinc plating coatings.

DoP




Please see technical details on page 14

Installation sequence / Instructions de mise en oeuvre / Setzanweisung / Secuencia de instalación / Порядок монтажа



Box / Boîte / Verpackung  
Caja / Упаковка



TADS - Tecfi Anchor Design Software



Item included in TADS for computer aided design of Anchorage.  
[www.tecfi.it/tads](http://www.tecfi.it/tads)

Description / Description / Beschreibung / Descripción / Описание


**HXE43 - CONCRETO<sup>®</sup>** is the patented flat countersunk head concrete screw, "Steel Saver 1000h - ZL" special coating, for through (in-place) heavy duty fixings, **ETA-Certified**:  
- according to **EAD 330747-00-0601**, in hollow slab as well (Ø6 and Ø8: see DoP for details)  
- undergoing testing for use in cracked and non-cracked concrete and for seismic hazard zones

# HXT 01



## Patented mushroom head with serration concrete screw, special coating "Steel Saver® 500h"

- Vis à béton brevetée tête ronde empreinte 6 lobes moletée sous la tête, finition spéciale "Steel saver® 500 h"
- Patentierter Rundkopf- Betonschraube Innensechsrund, mit gerändeltem Unterkopf, spezielle Hochleistungsbehandlung "Steel Saver® 500h"
- Tornillo patentado para hormigón, cabeza abombada 6 lóbulos internos con estrías bloqueadoras, especial acabado "Steel saver® 500 h"
- Запатентованный с низкой полукруглой головкой с шестигранным шлицем шуруп по бетону, со специальным покрытием "Steel Saver" 500 часов в СТ



Item code	Screw size Ø x L (mm)	Fixture thickness (mm)		Pcs. per box	Pcs. per carton
		t <sub>fix,std</sub>	t <sub>fix,red1</sub>		
<b>Ø 8 / T-30 / Ø hole: 6 mm / Ø head: 17 mm</b>					
HXT 01 08 060	8 x 60	-	10	100	1.000
HXT 01 08 080	8 x 80	20	30	50	500
HXT 01 08 100	8 x 100	40	50	50	500
HXT 01 08 120	8 x 120	60	70	50	500
<b>Ø 10 / T-40 / Ø hole: 8 mm / Ø head: 22 mm</b>					
HXT 01 10 060	10 x 60	-	10	50	500
HXT 01 10 080	10 x 80	10	30	50	500
HXT 01 10 100	10 x 100	30	50	25	250
HXT 01 10 120	10 x 120	50	70	25	250

t<sub>fix,std</sub> - maximum thickness of fixture with standard embedment depth (see Technical data sheet)  
t<sub>fix,red</sub> - maximum thickness of fixture with reduced embedment depth (see Technical data sheet)

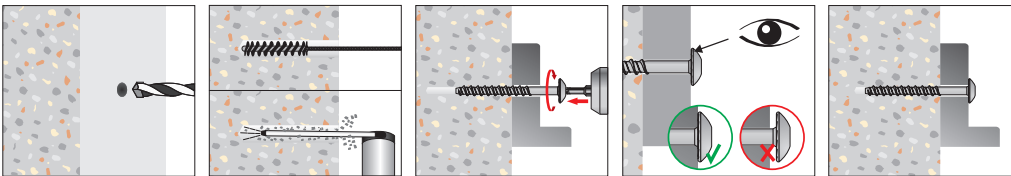
### "Steel Saver® 500h" special coating



Tecfi "Steel Saver® 500h" special coating guarantees a very high Salt Spray Test corrosion resistance, up to 10 times higher than standard zinc plating coatings.

Please see technical details on page 14


### Installation sequence / Instructions de mise en oeuvre / Setzanweisung / Secuencia de instalación / Порядок монтажа



### Technical Data Sheet



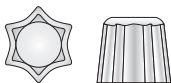
### Box / Boîte / Verpackung Caja / Упаковка



# LB 01

## T-30 and T-40 6-lobe shaped small cap fitting 6-lobe recessed screw, to be hammered

- Cache-tête à six lobes X T-30 et T-40 pour vis à six lobes, à marteler
- Einschlagstern T-30 und T-40 für Innensechsrund-Schrauben
- Тарón clavable para tornillos con cabeza 6 lóbulos internos T-30 y T-40
- Ударный колпачок-заглушка T-30 и T-40 под шестигранный шлиц



Item code	Size	Pcs. per bag	Pcs. per box
LB 01 00 030	T-30	100	5.000
LB 01 00 040	T-40	50	2.500

# HXE 05 - HXE 06



**Patented pan head with serration concrete screw, 6-Lobe recess, zinc plated, ETA-CE Certified**

Vis à béton brevetée tête cylindrique avec nervures sous la tête, empreinte à six lobes X, en acier zingué, avec certification ETA-CE

Patentierte Zylinderkopf-Betonschraube mit Flansch, Innensechsrund, verzinkt, mit ETA-CE Zulassung

Tornillo patentado para hormigón, cabeza cilíndrica 6 lóbulos internos con estrías bloqueadoras, de acero cincado, Homologada ETA-CE

Запатентованный шуруп по бетону с полукруглой головкой с насечками из оцинкованной стали, сертифицирован ETA-CE



European Technical Assessment  
EAD 330747-00-0601

Item code	Screw size Ø x L (mm)	Fixture thickness (mm)			Pcs. per box	Pcs. per carton
		t <sub>fix,std</sub>	t <sub>fix,red1</sub>	t <sub>fix,red2</sub>		

Ø 6 / T-30 / Ø hole: 5 mm / Ø head: 12,5 mm						
HXE 05 06 030	6 x 30	-	-	4	200	2.000
HXE 05 06 040	6 x 40	-	5	-	200	2.000
HXE 05 06 060	6 x 60	5	25	-	100	1.000
HXE 05 06 080	6 x 80	25	45	-	100	1.000

Ø 8 / T-30 / Ø hole: 6 mm / Ø head: 13 mm						
HXE 05 08 040	8 x 40	-	-	5	100	1.000
HXE 05 08 050	8 x 50	-	5	15	100	1.000
HXE 05 08 065	8 x 65	5*	20	30	100	500
HXE 05 08 080	8 x 80	20*	35	45	50	500
HXE 05 08 100	8 x 100	40*	55	65	50	500
HXE 05 08 120	8 x 120	60*	75	85	50	500
HXE 05 08 140	8 x 140	80*	95	105	50	500

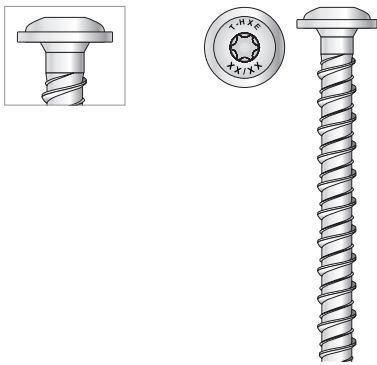
ETA-CE Certified item according to EAD 330747-00-0601 / Produit Certifié ETA-CE – pour applications selon l' EAD 330747-00-0601 / ETA-CE zertifiziertes Produkt - für Anwendungen gemäß EAD 330747-00-0601 / Homologación ETA-CE – para aplicaciones según EAD 330747-00-0601 / Сертифицированный ETA-CE согласно EAD 330747-00-0601

R120 Fire Resistance Certified item / Résistance au feu / Feuerwiderstand / Homologación de resistencia al fuego / Сертификат пожаробезопасности

t<sub>fix,std</sub> - maximum thickness of fixture with standard embedment depth (see Technical data sheet)  
t<sub>fix,red</sub> - maximum thickness of fixture with reduced embedment depth (see Technical data sheet)

\* Embedment depth not certified / Profondeur d'implantation pas certifié / Nicht zertifizierter Eintrag / Profundidad de instalación no homologada / Глубина посадки не сертифицирована

**HXE 06** pan washer head / tête cylindrique à rondelle intégrée / zylinderkopf mit integrierter Unterlegscheibe / cabeza cilíndrica con arandela estampada / Цилиндрическая головка с фальшшайбой



European Technical Assessment  
EAD 330747-00-0601

Item code	Screw size Ø x L (mm)	Fixture thickness (mm)			Pcs. per box	Pcs. per carton
		t <sub>fix,std</sub>	t <sub>fix,red1</sub>	t <sub>fix,red2</sub>		

Ø 6 / T-30 / Ø hole: 5 mm / Ø head: 14,5 mm						
HXE 06 06 040	6 x 40	-	5	-	200	2.000
HXE 06 06 060	6 x 60	5	25	-	100	1.000
HXE 06 06 080	6 x 80	25	45	-	100	1.000
HXE 06 06 100	6 x 100	45	65	-	100	500
HXE 06 06 120	6 x 120	65	85	-	100	500
HXE 06 06 140	6 x 140	85	105	-	100	500
HXE 06 06 160	6 x 160	105	125	-	100	500

Ø 8 / T-30 / Ø hole: 6 mm / Ø head: 15,5 mm						
HXE 06 08 040	8 x 40	-	-	5	100	1.000
HXE 06 08 050	8 x 50	-	5	15	100	1.000
HXE 06 08 065	8 x 65	5*	20	30	100	500
HXE 06 08 080	8 x 80	20*	35	45	50	500
HXE 06 08 100	8 x 100	40*	55	65	50	500
HXE 06 08 120	8 x 120	60*	75	85	50	500
HXE 06 08 140	8 x 140	80*	95	105	50	500

ETA-CE Certified item according to EAD 330747-00-0601 / Produit Certifié ETA-CE – pour applications selon l' EAD 330747-00-0601 / ETA-CE zertifiziertes Produkt - für Anwendungen gemäß EAD 330747-00-0601 / Homologación ETA-CE – para aplicaciones según EAD 330747-00-0601 / Сертифицированный ETA-CE согласно EAD 330747-00-0601

R120 Fire Resistance Certified item / Résistance au feu / Feuerwiderstand / Homologación de resistencia al fuego / Сертификат пожаробезопасности

t<sub>fix,std</sub> - maximum thickness of fixture with standard embedment depth (see Technical data sheet)  
t<sub>fix,red</sub> - maximum thickness of fixture with reduced embedment depth (see Technical data sheet)

\* Embedment depth not certified / Profondeur d'implantation pas certifié / Nicht zertifizierter Eintrag / Profundidad de instalación no homologada / Глубина посадки не сертифицирована

TADS - Tecfi Anchor Design Software



Item included in TADS for computer aided design of Anchorage.  
[www.tecfi.it/tads](http://www.tecfi.it/tads)

Description / Description / Beschreibung / Descripción / Описание

HXE05/HXE06 - CONCRETO® are the patented pan head and pan washer head with locking serration concrete screws, zinc plated, for through (in-place) heavy duty fixings, ETA-Certified:

- according to EAD 330747-00-0601, in hollow slab as well (Ø6 and Ø8: see DoP for details)  
- undergoing testing for use in cracked and non-cracked concrete and for seismic hazard zones

DoP



Box / Boîte / Verpackung  
Caja / Упаковка



# HXE 45 - HXE 46



- Patented pan head with serration concrete screw, 6-Lobe recess, special coating "Steel Saver® 1000h - ZL", ETA-CE Certified**
- Vis à béton brevetée tête cylindrique avec nervures sous la tête, empreinte à six lobes X, finition spéciale "Steel Saver® 1000h - ZL", avec certification ETA-CE**
- Patentierte Zylinderkopf-Betonschraube mit Flansch, Innensechsrund, spezielle Hochleistungsbehandlung "Steel Saver® 1000h - ZL", mit ETA-CE Zulassung**
- Tornillo patentado para hormigón, cabeza cilíndrica 6 lóbulos internos con estrías bloqueadoras, acabado especial "Steel Saver® 1000h - ZL", Homologada ETA-CE**
- Запатентованный шуруп по бетону с полукруглой головкой с насечками со специальным покрытием "Steel Saver®" 1000 часов в СТ, сертифицирован ETA-CE**



European Technical Assessment  
EAD 330747-00-0601

Item code	Screw size Ø x L (mm)	Fixture thickness (mm)			Pcs. per box	Pcs. per carton
		t <sub>fix,std</sub>	t <sub>fix,red1</sub>	t <sub>fix,red2</sub>		
<b>Ø 6 / T-30 / Ø hole: 5 mm / Ø head: 12,5 mm</b>						
★ HXE 45 06 040	6 x 40	-	5	-	200	2.000
★ HXE 45 06 060	6 x 60	5	25	-	100	1.000
★ HXE 45 06 080	6 x 80	25	45	-	100	1.000
<b>Ø 8 / T-30 / Ø hole: 6 mm / Ø head: 13 mm</b>						
★ HXE 45 08 040	8 x 40	-	-	5	100	1.000
★ HXE 45 08 050	8 x 50	-	5	15	100	1.000
★ HXE 45 08 065	8 x 65	5*	20	30	100	500
★ HXE 45 08 080	8 x 80	20*	35	45	50	500
★ HXE 45 08 100	8 x 100	40*	55	65	50	500
★ HXE 45 08 120	8 x 120	60*	75	85	50	500
★ HXE 45 08 140	8 x 140	80*	95	105	50	500

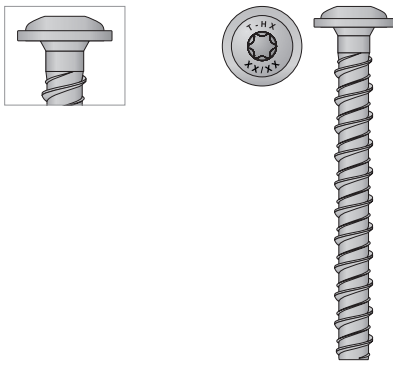
★ **ETA-CE Certified item according to EAD 330747-00-0601** / *Produit Certifié ETA-CE – pour applications selon l' EAD 330747-00-0601 / ETA-CE zertifiziertes Produkt - für Anwendungen gemäß EAD 330747-00-0601 / Homologación ETA-CE – para aplicaciones según EAD 330747-00-0601 / Сертифицированный ETA-CE согласно EAD 330747-00-0601*

★ **R120 Fire Resistance Certified item** / *Résistance au feu / Feuerwiderstand / Homologación de resistencia al fuego / Сертификат пожарной безопасности*

t<sub>fix,std</sub> - maximum thickness of fixture with standard embedment depth (see Technical data sheet)  
t<sub>fix,red</sub> - maximum thickness of fixture with reduced embedment depth (see Technical data sheet)

\* **Embedment depth not certified** / *Profondeur d'implantation pas certifié / Nicht zertifizierter Eintrag / Profundidad de instalación no homologada / Глубина посадки не сертифицирована*

## HXE 46 pan washer head / tête cylindrique à rondelle intégrée / zylinderkopf mit integrierter Unterlegscheibe / cabeza cilíndrica con arandela estampada / Цилиндрическая головка с фальшшайбой



European Technical Assessment  
EAD 330747-00-0601

Item code	Screw size Ø x L (mm)	Fixture thickness (mm)			Pcs. per box	Pcs. per carton
		t <sub>fix,std</sub>	t <sub>fix,red1</sub>	t <sub>fix,red2</sub>		
<b>Ø 6 / T-30 / Ø hole: 5 mm / Ø head: 14,5 mm</b>						
★ HXE 46 06 040	6 x 40	-	5	-	200	2.000
★ HXE 46 06 060	6 x 60	5	25	-	100	1.000
★ HXE 46 06 080	6 x 80	25	45	-	100	1.000
★ HXE 46 06 100	6 x 100	45	65	-	100	500
★ HXE 46 06 120	6 x 120	65	85	-	100	500
★ HXE 46 06 140	6 x 140	85	105	-	100	500
★ HXE 46 06 160	6 x 160	105	125	-	100	500
<b>Ø 8 / T-30 / Ø hole: 6 mm / Ø head: 15,5 mm</b>						
★ HXE 46 08 040	8 x 40	-	-	5	100	1.000
★ HXE 46 08 050	8 x 50	-	5	15	100	1.000
★ HXE 46 08 065	8 x 65	5*	20	30	100	500
★ HXE 46 08 080	8 x 80	20*	35	45	50	500
★ HXE 46 08 100	8 x 100	40*	55	65	50	500
★ HXE 46 08 120	8 x 120	60*	75	85	50	500
★ HXE 46 08 140	8 x 140	80*	95	105	50	500

★ **ETA-CE Certified item according to EAD 330747-00-0601** / *Produit Certifié ETA-CE – pour applications selon l' EAD 330747-00-0601 / ETA-CE zertifiziertes Produkt - für Anwendungen gemäß EAD 330747-00-0601 / Homologación ETA-CE – para aplicaciones según EAD 330747-00-0601 / Сертифицированный ETA-CE согласно EAD 330747-00-0601*

★ **R120 Fire Resistance Certified item** / *Résistance au feu / Feuerwiderstand / Homologación de resistencia al fuego / Сертификат пожарной безопасности*

t<sub>fix,std</sub> - maximum thickness of fixture with standard embedment depth (see Technical data sheet)  
t<sub>fix,red</sub> - maximum thickness of fixture with reduced embedment depth (see Technical data sheet)

\* **Embedment depth not certified** / *Profondeur d'implantation pas certifié / Nicht zertifizierter Eintrag / Profundidad de instalación no homologada / Глубина посадки не сертифицирована*

### TADS - Tecfi Anchor Design Software



Item included in TADS for computer aided design of Anchorage.  
[www.tecfi.it/tads](http://www.tecfi.it/tads)

### Description / Description / Beschreibung / Descripción / Описание

**HXE45/HXE46 - CONCRETO®** are the patented pan head and pan washer head with locking serration concrete screws, "Steel Saver 1000h - ZL" special coating, for through (in-place) heavy duty fixings, **ETA-Certified**:  
- according to **EAD 330747-00-0601**, in hollow slab as well (Ø6 and Ø8: see DoP for details)  
- undergoing testing for use in cracked and non-cracked concrete and for seismic hazard zones

### DoP



### Box / Boîte / Verpackung Caja / Упаковка



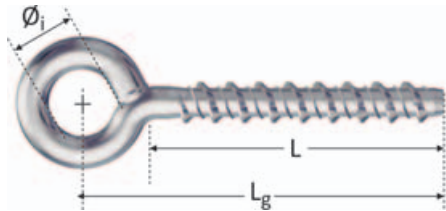
# FX 01<sup>NEW</sup> - FXL 01<sup>NEW</sup>



**Welded eyebolt concrete screw (Patented thread), carbon steel, hardened, zinc plated**

- 🇫🇷 Vis à béton (filetage breveté) à œil soudé en acier au carbone, zingué
- 🇩🇪 Geschweisster Augbolzen aus Kohlenstoffstahl (mit patentiertem Gewinde), einsatzgehärtet, verzinkt
- 🇪🇸 Argolla con rosca patentada para hormigón, de acero cementado, cincada
- 🇷🇺 Приварной оцинкованный рым-болт по бетону из закаленной углеродистой стали

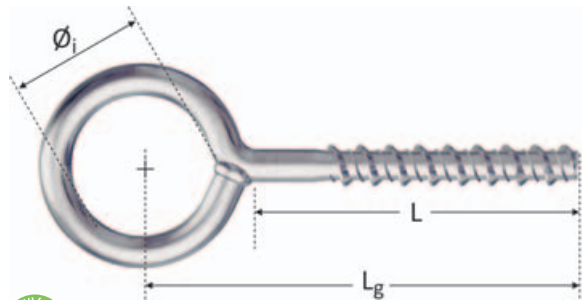
**FX 01** eye  $\varnothing$  23 mm / œil  $\varnothing$  23 mm / Auge  $\varnothing$  23 mm / ojo  $\varnothing$  23 mm /  $\varnothing$  проушины 23



Item code	Eyebolt size $\varnothing \times L / L_g$ (mm)	Eye diameter $\varnothing_i$ (mm)	Embedment depth $h_{nom}$	Pcs. per box	Pcs. per carton
$\varnothing$ 14 / $\varnothing$ hole: 12 mm					
<b>FX 01 14 080</b>	14 x 80 / 105	23	75	20	100
<b>FX 01 14 105</b>	14 x 105 / 130	23	100	20	100



**FXL 01** eye  $\varnothing$  50 mm / œil  $\varnothing$  50 mm / Auge  $\varnothing$  50 mm / ojo  $\varnothing$  50 mm /  $\varnothing$  проушины 50



Item code	Eyebolt size $\varnothing \times L / L_g$ (mm)	Eye diameter $\varnothing_i$ (mm)	Embedment depth $h_{nom}$	Pcs. per box	Pcs. per carton
$\varnothing$ 14 / $\varnothing$ hole: 12 mm					
<b>FXL 01 14 110</b>	14 x 110 / 150	50	100	15	45
<b>FXL 01 14 170</b>	14 x 170 / 210	50	100	15	45

⚠️ Available from November 2023 / Disponible à compter de novembre 2023 / Verfügbar ab November 2023 / Disponible desde noviembre de 2023 / В наличии с ноября 2023 года



## Descrizione

Welded eyebolt concrete screw (Patented thread), carbon steel, hardened, zinc plated (CrVI free), for direct fixings to concrete without anchor/plug, suitable for various fixing needs (eg. ropes, nets, ground-supported scaffolding to buildings, etc.).

**FX 01:** eye  $\varnothing$  23 mm

**FXL 01:** eye  $\varnothing$  50 mm

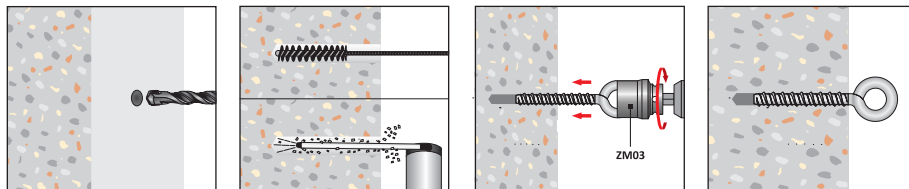
Technical  
Data Sheet



Box / Boîte / Verpackung  
Caja / Упаковка



## Installation sequence / Instructions de mise en oeuvre / Setzanweisung / Secuencia de instalación / Порядок монтажа



# ZM 03 <sup>NEW</sup>

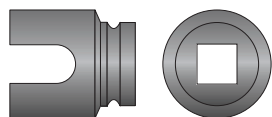
🇬🇧 **Special "impact" socket with "U" grooves, female square drive 1/2", for eyebolts driving**

🇫🇷 Douille carrée spéciale avec rainures en «U», carré femelle 1/2", pour l'entraînement des vis à béton avec œil

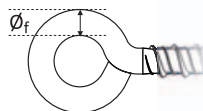
🇩🇪 Spezial "Impakt" Vierkantbuchse mit "U" Rille, weiblich Vierkantantrieb 1/2", für die Installation von Augbolzen

🇪🇸 Boca especial tipo "impact" con ranuras en "U", conexión cuadrada hembra 1/2", para la instalación de argollas

🇷🇺 Специальная квадратная головка-накопитель с «U» образным позом, с внутренним квадратом ½ дюйма, для ввинчивания рым-болтов




Item code	Eyebolt wire diameter (Øf) min/max (mm)	Pcs. per box	Pcs. per carton
ZM 03 13 045	10 / 13,5	10	100



Usage / Utilisation / Benutzung / Uso / Применение

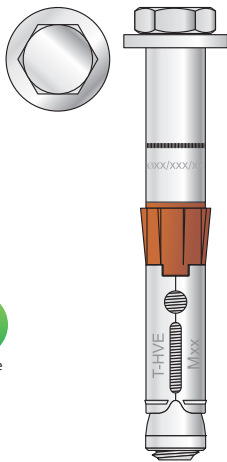


Box / Boîte / Verpackung / Caja / Упаковка



**High performance steel anchor with 8.8 grade Hex Head screw and special hardness washer with PATENTED design, zinc plated, Certified ETA-CE Option 1 and Performance Category C2-C1 Under Seismic Action**

- Cheville haute performances en acier zingué avec vis tête hexagonale classe 8.8 et rondelle spéciale, avec certification ETA-CE Option 1 et catégorie de performance C2-C1 en zone sismique
- Verzinkter Hochleistungs - Schwerlastanker mit Sechskantschraube Klasse 8.8 und spezieller Scheibe, mit ETA-CE Zulassung Option 1 und seismische Leistungskategorie C2-C1
- Anclaje de acero cincado para Altas Prestaciones, montado con tornillo cabeza hexagonal clase 8.8 y arandela de dureza especial, con geometrías patentadas, Homologada ETA-CE Opción 1 y Categoría de prestación C2-C1 para fijaciones en zonas sísmicas
- Высокоэффективный стальной оцинкованный анкер с болтом с шестигранной головкой класса 8.8 и шайбой особой прочности, Сертифицирован ETA-CE Опция 1 и Категория C2-C1 для сейсмических воздействий



Item code	Anchor size $\varnothing \times L / t_{fix}$ (mm)	Screw size M	Pcs. per box	Pcs. per carton
<b>Ø 10 / SW: 10</b>				
HVE 01 10 070	10 x 70 / 5	M6	50	500
HVE 01 10 080	10 x 80 / 15	M6	50	500
HVE 01 10 100	10 x 100 / 35	M6	50	500
HVE 01 10 120	10 x 120 / 55	M6	25	250
<b>Ø 12 / SW: 13</b>				
HVE 01 12 080	12 x 80 / 10	M8	50	250
HVE 01 12 100	12 x 100 / 30	M8	25	250
HVE 01 12 120	12 x 120 / 50	M8	25	250
HVE 01 12 140	12 x 140 / 70	M8	25	250
<b>Ø 16 / SW: 17</b>				
HVE 01 16 100	16 x 100 / 20	M10	20	100
HVE 01 16 120	16 x 120 / 40	M10	20	100
HVE 01 16 140	16 x 140 / 60	M10	20	100
HVE 01 16 160	16 x 160 / 80	M10	20	100
<b>Ø 18 / SW: 19</b>				
HVE 01 18 120	18 x 120 / 20	M12	10	100
HVE 01 18 150	18 x 150 / 50	M12	10	50
HVE 01 18 170	18 x 170 / 70	M12	10	50
HVE 01 18 200	18 x 200 / 100	M12	10	50
<b>Ø 24 / SW: 24</b>				
HVE 01 24 140	24 x 140 / 20	M16	5	25
HVE 01 24 170	24 x 170 / 50	M16	5	25
HVE 01 24 200	24 x 200 / 80	M16	5	25
HVE 01 24 220	24 x 220 / 100	M16	5	25



European Technical Assessment  
EAD 330232-00-0601 and EOTA TR049  
OPTION 1: for cracked and non-cracked concrete  
Seismic assessment: performance category C2 - C1

- ETA-CE Certified item according to EAD 330232-00-0601 and EOTA TR049 / Produit Certifié ETA-CE - pour applications selon l' EAD 330232-00-0601 et EOTA TR049 / ETA-CE zertifiziertes Produkt - für Anwendungen gemäß EAD 330232-00-0601 und EOTA TR049 / Homologación ETA-CE - para aplicaciones según EAD 330232-00-0601 e EOTA TR049 / Сертифицированный ETA-CE EAD 330232-00-0601 и EOTA TR049
- EOTA TR049 - Item assessed Under Seismic Action / Article évalué en zone sismique / Artikel mit Bewertung von seismischer Leistungskategorie / Evaluación para fijaciones en zonas sísmicas / Одобрен для сейсмических воздействий
- R120 Fire Resistance Certified item / Résistance au feu / Feuerwiderstand / Homologación de resistencia al fuego / Сертификат пожаробезопасности

Usage / Utilisation / Benutzung / Uso / Применение



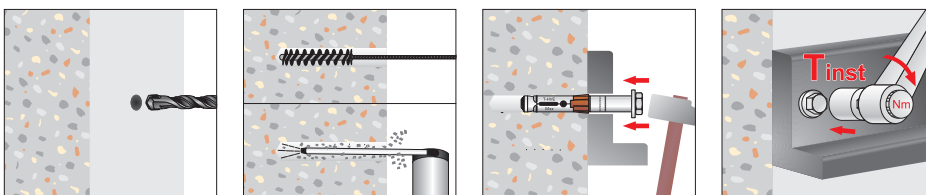
For through (in-place) heavy duty fixings in cracked and non-cracked concrete, performance Category C2 and C1 for use under seismic action, according to EOTA TR049.  
Item included in TADS - Tecfi Anchor Design Software for computer aided design of Anchorage.

Tecfi Anchor Design Software [www.tecfi.it/tads](http://www.tecfi.it/tads)


DoP



Installation sequence / Instructions de mise en oeuvre / Setzanweisung / Secuencia de instalación / Порядок монтажа



Box / Boîte / Verpackung / Caja / Упаковка





## HIGH PERFORMANCE ANCHORS - ETA-CE CERTIFIED



**option 1**  
**SEISMIC FIXING**

- ▶ European Technical Assessment – Option 1 for cracked and non-cracked concrete
- ▶ Performance Category C2 – C1 for use under Seismic Action
- ▶ Fire resistance R120
- ▶ Antirotation nylon cylinder
- ▶ Patented designs



**European Technical Assessment**  
Option 1 - For cracked and non-cracked concrete  
Seismic assessment - performance category C2-C1  
EAD 330232-00-0601 and EOTA TR049



TADS - Tecfi Anchor Design Software for computer aided design of Anchorage



CrVI free  
in compliance with European Directive  
RoHS 2 2011/65/AE

Heavy duty **ETA-CE Certified anchors Option 1**, for cracked and non-cracked concrete, and **C1-C2 Performance Category** for fixing in low to high SEISMIC RISK areas

Made in Italy



Special washers

Patented design

Expansion sleeve/conical nut

best raw materials and appropriate geometries in expansion sleeve /conical nut guarantee high tension load values both in cracked and non-cracked concrete



**HVE 01**  
Ø10 (M6) ÷ Ø24 (M16)



**HVE 02**  
Ø10 (M6) ÷ Ø24 (M16)



**HVE 03**  
Ø10 (M6) ÷ Ø18 (M12)

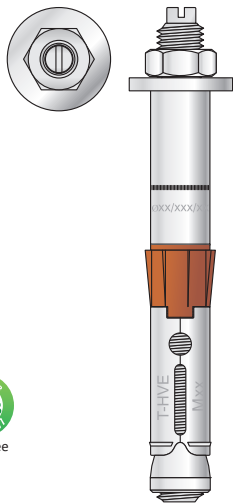


**HVE 04**  
Ø12 (M8) ÷ Ø16 (M10)



**High performance steel anchor with 8.8 grade Stud, Hex nut and special washer with PATENTED design, zinc plated, Certified ETA-CE Option 1 and Performance Category C2-C1 Under Seismic Action**

- Cheville haute performances en acier zingué avec tige classe 8.8, écrou et rondelle spéciale, géométries brevetées, avec certification ETA-CE Option 1 et catégorie de performance C2-C1 en zone sismique
- Verzinkter Hochleistungs - Schwerlastanker mit Stange Klasse 8.8, Sechskantmutter und spezieller Scheibe, mit ETA-CE Zulassung Option 1 und seismische Leistungskategorie C2-C1
- Anclaje de acero cincado para Altas Prestaciones, montado con espárrago clase 8.8, tuerca hexagonal y arandela de dureza especial, con geometrías patentadas, Homologada ETA-CE Opción 1 y Categoría de prestación C2-C1 para fijaciones en zonas sísmicas
- Высокоэффективный стальной оцинкованный анкер с резьбовым стержнем класса 8.8 и специальной шайбой, с ЗАПАТЕНТОВАННОЙ геометрией, Сертифицирован ETA-CE Опция 1 и Категория C2-C1 для сейсмических воздействий



European Technical Assessment  
EAD 330232-00-0601 and EOTA TR049  
OPTION 1: for cracked and non-cracked concrete  
Seismic assessment: performance category C2 - C1

Item code	Anchor size $\varnothing \times L / t_{fix}$ (mm)	Stud size M	Pcs. per box	Pcs. per carton
<b><math>\varnothing 10 / M6 / SW: 10</math></b>				
HVE 02 10 070	10 x 70 / 5	M6	50	500
HVE 02 10 080	10 x 80 / 15	M6	50	500
HVE 02 10 100	10 x 100 / 35	M6	50	500
HVE 02 10 120	10 x 120 / 55	M6	25	250
<b><math>\varnothing 12 / M8 / SW: 13</math></b>				
HVE 02 12 080	12 x 80 / 10	M8	50	250
HVE 02 12 100	12 x 100 / 30	M8	25	250
HVE 02 12 120	12 x 120 / 50	M8	25	250
HVE 02 12 140	12 x 140 / 70	M8	25	250
<b><math>\varnothing 16 / M10 / SW: 17</math></b>				
HVE 02 16 100	16 x 100 / 20	M10	20	100
HVE 02 16 120	16 x 120 / 40	M10	20	100
HVE 02 16 140	16 x 140 / 60	M10	20	100
HVE 02 16 160	16 x 160 / 80	M10	20	100
<b><math>\varnothing 18 / M12 / SW: 19</math></b>				
HVE 02 18 120	18 x 120 / 20	M12	10	100
HVE 02 18 150	18 x 150 / 50	M12	10	50
HVE 02 18 170	18 x 170 / 70	M12	10	50
HVE 02 18 200	18 x 200 / 100	M12	10	50
<b><math>\varnothing 24 / M16 / SW: 24</math></b>				
HVE 02 24 140	24 x 140 / 20	M16	5	25
HVE 02 24 170	24 x 170 / 50	M16	5	25
HVE 02 24 200	24 x 200 / 80	M16	5	25
HVE 02 24 220	24 x 220 / 100	M16	5	25

- ETA-CE Certified item according to EAD 330232-00-0601 and EOTA TR049 / Produit Certifié ETA-CE - pour applications selon l' EAD 330232-00-0601 et EOTA TR049 / ETA-CE zertifiziertes Produkt - für Anwendungen gemäß EAD 330232-00-0601 und EOTA TR049 / Homologación ETA-CE - para aplicaciones según EAD 330232-00-0601 e EOTA TR049 / Сертифицированный ETA-CE EAD 330232-00-0601 и EOTA TR049
- EOTA TR049 - Item assessed Under Seismic Action / Article évalué en zone sismique / Artikel mit Bewertung von seismischer Leistungskategorie / Evaluación para fijaciones en zonas sísmicas / Одобрен для сейсмических воздействий
- R120 Fire Resistance Certified item / Résistance au feu / Feuerwiderstand / Homologación de resistencia al fuego / Сертификат пожаробезопасности

Usage / Utilisation / Benutzung / Uso / Применение



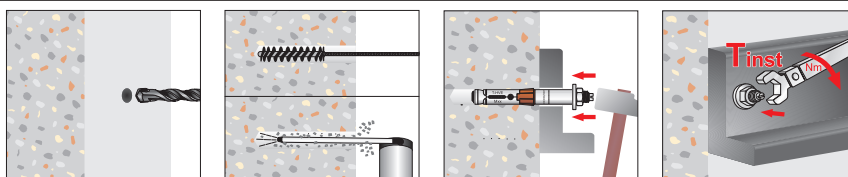
For through (in-place) heavy duty fixings in cracked and non-cracked concrete, performance Category C2 and C1 for use under seismic action, according to EOTA TR049.  
Item included in TADS - Tecfi Anchor Design Software for computer aided design of Anchorage.

DoP




Tecfi Anchor Design Software [www.tecfi.it/tads](http://www.tecfi.it/tads)

Installation sequence / Instructions de mise en oeuvre / Setzanweisung / Secuencia de instalación / Порядок монтажа



Box / Boîte / Verpackung / Caja / Упаковка



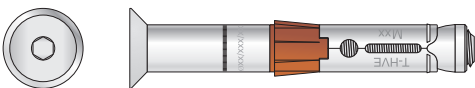
# HVE 03 - HVE 04



**High performance steel anchor with PATENTED design, zinc plated, Certified ETA-CE Option 1 and Performance Category C2-C1 Under Seismic Action**

- Cheville haute performances en acier zingué, avec géométries brevetées, avec certification ETA-CE Option 1 et catégorie de performance C2-C1 en zone sismique
- Verzinkter Hochleistungs Edeldahl - Schwerlastanker, mit ETA-CE Zulassung Option 1 und seismische Leistungskategorie C2-C1
- Anclaje de acero cincado para Altas Prestaciones, con geometrías patentadas, Homologada ETA-CE Opción 1 y Categoría de prestación C2-C1 para fijaciones en zonas sísmicas
- Высокоэффективный стальной оцинкованный анкер с внутренним шестигранником, Сертифицирован ETA-CE Опция 1 и Категория C2-C1 для сейсмических воздействий

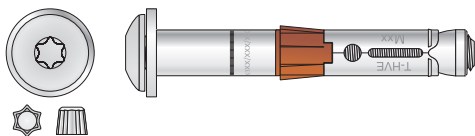
**HVE 03** with 8.8 grade Flat CSK head Hex recess screw  
 avec vis tête fraisée plate classe 8.8 / mit Senkkopfschraube Klasse 8.8 / montado con tornillo cabeza avellanada con hueco hexagonal clase 8.8 / с винтом с потайной головкой класса прочности 8.8



Item code	Anchor size $\varnothing \times L / t_{fix}$ (mm)	Screw size M	Pcs. per box	Pcs. per carton
<b>Ø 10 / M6 / In-Hex (s): 4</b>				
HVE 03 10 085	10 x 85 / 20	M6	50	500
HVE 03 10 105	10 x 105 / 40	M6	50	500
HVE 03 10 125	10 x 125 / 60	M6	50	250
<b>Ø 12 / M8 / In-Hex (s): 5</b>				
HVE 03 12 085	12 x 85 / 15	M8	50	250
HVE 03 12 105	12 x 105 / 35	M8	25	250
HVE 03 12 125	12 x 125 / 55	M8	25	250
<b>Ø 16 / M10 / In-Hex (s): 6</b>				
HVE 03 16 110	16 x 110 / 30	M10	20	100
HVE 03 16 130	16 x 130 / 50	M10	20	100
<b>Ø 18 / M12 / In-Hex (s): 8</b>				
HVE 03 18 120	18 x 120 / 20	M12	10	100
HVE 03 18 140	18 x 140 / 40	M12	10	100

- ETA-CE Certified item according to EAD 330232-00-0601 and EOTA TR049 / Produit Certifié ETA-CE- pour applications selon l' EAD 330232-00-0601 et EOTA TR049 / ETA-CE zertifiziertes Produkt - für Anwendungen gemäß EAD 330232-00-0601 und EOTA TR049 / Homologación ETA-CE - para aplicaciones según EAD 330232-00-0601 e EOTA TR049 / Сертифицированный ETA-CE EAD 330232-00-0601 u EOTA TR049
- ETAG 001 - ANNEX E (C2 - C1) - Item assessed Under Seismic Action / Article évalué en zone sismique / Artikel mit Bewertung von seismischer Leistungskategorie / Evaluación para fijaciones en zonas sísmicas / Одобрен для сейсмических воздействий
- R120 Fire Resistance Certified item / Résistance au feu / Feuerwiderstand / Homologación de resistencia al fuego / Сертификат пожарной безопасности

**HVE 04** with Mushroom Head 6 lobe recess screw 8.8 grade  
 avec vis tête ronde et rondelle spéciale / mit spezieller Rundkopfschraube und spezieller Scheibe / montado con tornillo cabeza abombada 6 lóbulos internos clase 8.8 / с низкой полукруглой головкой с шестигранным шлицем класса 8.8



Item code	Anchor size $\varnothing \times L / t_{fix}$ (mm)	Screw size M	Pcs. per box	Pcs. per carton
<b>Ø 12 / M8 / T-40</b>				
HVE 04 12 080	12 x 80 / 10	M8	50	250
HVE 04 12 100	12 x 100 / 30	M8	25	250
HVE 04 12 120	12 x 120 / 50	M8	25	250
<b>Ø 16 / M10 / T-40</b>				
HVE 04 16 100	16 x 100 / 20	M10	25	125
HVE 04 16 120	16 x 120 / 40	M10	25	125

- ETA-CE Certified item according to EAD 330232-00-0601 and EOTA TR049 / Produit Certifié ETA-CE- pour applications selon l' EAD 330232-00-0601 et EOTA TR049 / ETA-CE zertifiziertes Produkt - für Anwendungen gemäß EAD 330232-00-0601 und EOTA TR049 / Homologación ETA-CE - para aplicaciones según EAD 330232-00-0601 e EOTA TR049 / Сертифицированный ETA-CE EAD 330232-00-0601 u EOTA TR049
- EOTA TR049 - Item assessed Under Seismic Action / Article évalué en zone sismique / Artikel mit Bewertung von seismischer Leistungskategorie / Evaluación para fijaciones en zonas sísmicas / Одобрен для сейсмических воздействий
- R120 Fire Resistance Certified item / Résistance au feu / Feuerwiderstand / Homologación de resistencia al fuego / Сертификат пожарной безопасности



European Technical Assessment  
 EAD 330232-00-0601 and EOTA TR049  
 OPTION 1: for cracked and non-cracked concrete  
 Seismic assessment: performance category C2 - C1

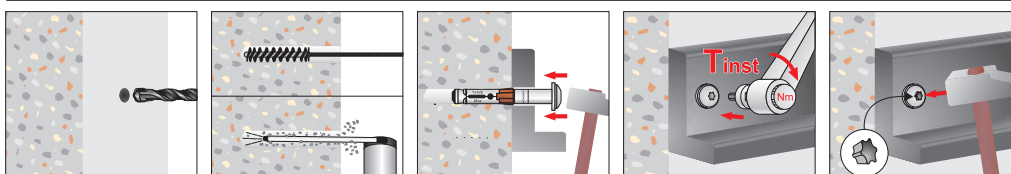
Usage / Utilisation / Benutzung / Uso / Применение



For through (in-place) heavy duty fixings in cracked and non-cracked concrete, performance Category C2 and C1 for use under seismic action, according to EOTA TR049.  
 Item included in TADS - Tecfi Anchor Design Software for computer aided design of Anchorage.

Tecfi Anchor Design Software [www.tecfi.it/tads](http://www.tecfi.it/tads)


Installation sequence / Instructions de mise en oeuvre / Setzanweisung / Secuencia de instalación / Порядок монтажа



DoP



Box / Boîte / Verpackung  
 Caja / Упаковка



# DSE 01

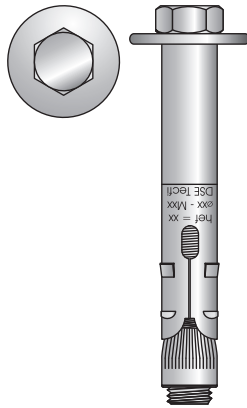
🇬🇧 **Sleeve anchor with 8.8 grade hex head screw and large series washer, zinc plated, ETA-CE Opt.7 certified**

🇫🇷 Cheville à douille zinguée avec vis tête hexagonale classe 8.8 et rondelle large, certification ETA-CE Option 7

🇩🇪 Verzinkter Hülseanker mit Sechskantschraube Klasse 8.8 und breiter Unterlegscheibe, mit ETA-CE Zulassung Option 7

🇪🇸 Anclaje de camisa de acero cincado, montado con tornillo cabeza hexagonal clase 8.8, Homologado ETA-CE Opción 7

🇷🇺 Стальной оцинкованный анкер с болтом с шестигранной головкой класса 8.8, с сертификатом ETA-CE опция 7



Item code	Anchor size $\varnothing \times L / t_{fix} (mm)$	Screw size M	Pcs. per box	Pcs. per carton
<b><math>\varnothing 8 / M6 / SW: 10</math></b>				
★ DSE 01 08 060	8 x 60 / 5	M6	100	1.000
★ DSE 01 08 080	8 x 80 / 25	M6	100	500
★ DSE 01 08 100	8 x 100 / 45	M6	100	500
★ DSE 01 08 120	8 x 120 / 65	M6	50	500
<b><math>\varnothing 10 / M8 / SW: 13</math></b>				
★ DSE 01 10 080	10 x 80 / 10	M8	50	250
★ DSE 01 10 100	10 x 100 / 30	M8	50	250
★ DSE 01 10 120	10 x 120 / 50	M8	50	250
★ DSE 01 10 140	10 x 140 / 70	M8	50	250
<b><math>\varnothing 12 / M10 / SW: 17</math></b>				
★ DSE 01 12 080	12 x 80 / 10	M10	50	250
★ DSE 01 12 100	12 x 100 / 30	M10	25	250
★ DSE 01 12 120	12 x 120 / 50	M10	25	125
★ DSE 01 12 150	12 x 150 / 80	M10	25	125
<b><math>\varnothing 14 / M10 / SW: 17</math></b>				
★ DSE 01 14 085	14 x 85 / 5	M10	25	250
★ DSE 01 14 100	14 x 100 / 20	M10	25	125
★ DSE 01 14 120	14 x 120 / 40	M10	25	125
★ DSE 01 14 150	14 x 150 / 70	M10	25	125
<b><math>\varnothing 16 / M12 / SW: 19</math></b>				
★ DSE 01 16 110	16 x 110 / 10	M12	20	100
★ DSE 01 16 130	16 x 130 / 30	M12	15	75
★ DSE 01 16 150	16 x 150 / 50	M12	15	75

★ ETA-CE Certified item according to EAD 330232-00-0601 / Produit Certifié ETA-CE - pour applications selon l' EAD 330232-00-0601 / ETA-CE zertifiziertes Produkt - für Anwendungen gemäß EAD 330232-00-0601 / Homologación ETA-CE - para aplicaciones según EAD 330232-00-0601 / Сертифицированный ETA-CE EAD 330232-00-0601



European Technical Assessment  
EAD 330232-00-0601  
OPTION 7: for non-cracked concrete

Usage / Utilisation / Benutzung / Uso / Применение



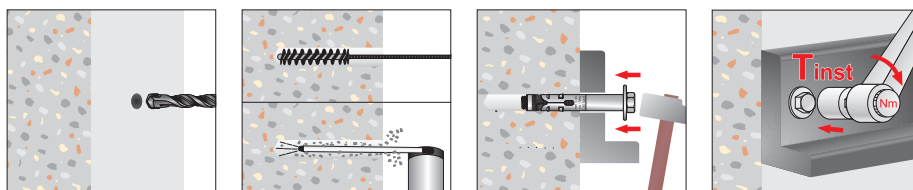
For through (in-place) heavy duty fixings in non-cracked concrete.  
Item included in TADS - Tecfi Anchor Design Software for computer aided design of Anchorage.

Tecfi Anchor Design Software [www.tecfi.it/tads](http://www.tecfi.it/tads)


DoP



Installation sequence / Instructions de mise en oeuvre / Setzanweisung / Secuencia de instalación / Порядок монтажа



Box / Boîte / Verpackung / Caja / Упаковка



# DSE 11

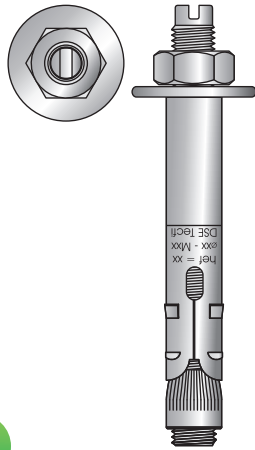
## 🇬🇧 Sleeve anchor with 8.8 grade stud, hex nut and large series washer, zinc plated, ETA-CE Opt.7 certified

🇫🇷 Cheville à douille zinguée avec tige filetée classe 8.8, écrou et rondelle large, certification ETA-CE Option 7

🇩🇪 Verzinkter Hülsenanker mit Gewindestange Klasse 8.8, Schraubenmutter und breiter Scheibe, mit ETA-CE Zulassung Option 7

🇪🇸 Anclaje de camisa de acero cincado, montado con espárrago clase 8.8, tuerca hexagonal y arandela, Homologado ETA-CE Opción 7

🇷🇺 Стальной оцинкованный анкер с резьбовым стержнем класса 8.8, с сертификатом ETA-CE опция 7



Item code	Anchor size $\varnothing \times L / t_{fix}$ (mm)	Stud size M	Pcs. per box	Pcs. per carton
<b>Ø 8 / M6 / SW: 10</b>				
• DSE 11 08 080	8 x 80 / 25	M6	100	500
<b>Ø 10 / M8 / SW: 13</b>				
• DSE 11 10 080	10 x 80 / 10	M8	50	250
• DSE 11 10 100	10 x 100 / 30	M8	50	250
• DSE 11 10 120	10 x 120 / 50	M8	25	250
• DSE 11 10 140	10 x 140 / 70	M8	25	250
<b>Ø 12 / M10 / SW: 17</b>				
• DSE 11 12 100	12 x 100 / 30	M10	25	125
• DSE 11 12 120	12 x 120 / 50	M10	25	125
• DSE 11 12 150	12 x 150 / 80	M10	25	125
<b>Ø 14 / M10 / SW: 17</b>				
• DSE 11 14 100	14 x 100 / 20	M10	25	125
• DSE 11 14 120	14 x 120 / 40	M10	25	125
<b>Ø 16 / M12 / SW: 19</b>				
* DSE 11 16 130	16 x 130 / 30	M12	15	75
* DSE 11 16 150	16 x 150 / 50	M12	15	75

• **ETA-CE Certified item according to EAD 330232-00-0601** / Produit Certifié ETA-CE - pour applications selon l' EAD 330232-00-0601 / ETA-CE zertifiziertes Produkt - für Anwendungen gemäß EAD 330232-00-0601 / Homologación ETA-CE - para aplicaciones según EAD 330232-00-0601 / Сертифицированный ETA-CE EAD 330232-00-0601

\* **Item without ETA-CE Certification** / Article sans certification / Artikel ohne Zulassung / Artículo no homologado ETA-CE / Артикул без сертификата ETA-CE



European Technical Assessment  
EAD 330232-00-0601

OPTION 7: for non-cracked concrete

Usage / Utilisation / Benutzung / Uso / Применение



For through (in-place) heavy duty fixings in non-cracked concrete.

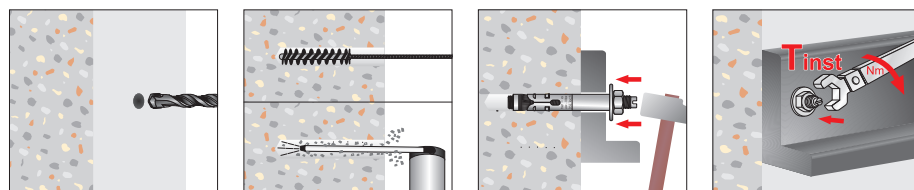
Item included in TADS - Tecfi Anchor Design Software for computer aided design of Anchorage.

Tecfi Anchor Design Software [www.tecfi.it/tads](http://www.tecfi.it/tads)


DoP



Installation sequence / Instructions de mise en oeuvre / Setzanweisung / Secuencia de instalación / Порядок монтажа



Box / Boîte / Verpackung / Caja / Упаковка



# DSE 07


Sleeve anchor with 8.8 grade flat CSK head socket recess screw, zinc plated, ETA-CE Opt.7 certified

Cheville à douille zinguée avec vis tête fraisée plate à six pans creux classe 8.8, certification ETA-CE Option 7

Verzinkter Hülseanker mit Innensechskant- Senkkopfschraube Klasse 8.8, mit ETA-CE Zulassung Option 7

Anclaje de camisa de acero cincado, montado con tornillo cabeza avellanada con hueco hexagonal clase 8.8, Homologado ETA-CE Opción 7

Стальной оцинкованный анкер с болтом с плоской потайной головкой с внутренним шестигранником класса 8.8, с сертификатом ETA-CE опция 7



European Technical Assessment

EAD 330232-00-0601

OPTION 7: for non-cracked concrete

Item code	Anchor size $\varnothing \times L / t_{fix}$ (mm)	Screw size M	Pcs. per box	Pcs. per carton
<b><math>\varnothing 8 / M6 /</math> In-hex (s): 4</b>				
* DSE 07 08 045	8 x 45 / 5	M6	100	1.000
* DSE 07 08 060	8 x 60 / 5	M6	100	1.000
* DSE 07 08 080	8 x 80 / 25	M6	100	500
* DSE 07 08 100	8 x 100 / 45	M6	100	500
* DSE 07 08 120	8 x 120 / 65	M6	50	500
<b><math>\varnothing 10 / M8 /</math> In-hex (s): 5</b>				
* DSE 07 10 065	10 x 65 / 15	M8	100	500
DSE 07 10 085	10 x 85 / 15	M8	50	500
DSE 07 10 105	10 x 105 / 35	M8	50	250
DSE 07 10 125	10 x 125 / 55	M8	50	250
<b><math>\varnothing 12 / M10 /</math> In-hex (s): 6</b>				
* DSE 07 12 070	12 x 70 / 20	M10	50	250
DSE 07 12 080	12 x 80 / 10	M10	50	250
DSE 07 12 110	12 x 110 / 40	M10	25	250
DSE 07 12 130	12 x 130 / 60	M10	25	250
<b><math>\varnothing 14 / M10 /</math> In-hex (s): 6</b>				
* DSE 07 14 075	14 x 75 / 15	M10	25	250
DSE 07 14 105	14 x 105 / 25	M10	20	200
DSE 07 14 125	14 x 125 / 45	M10	20	200
<b><math>\varnothing 16 / M12 /</math> In-hex (s): 8</b>				
* DSE 07 16 080	16 x 80 / 20	M12	20	200
* DSE 07 16 115	16 x 115 / 15	M12	20	100
* DSE 07 16 135	16 x 135 / 35	M12	15	75

ETA-CE Certified item according to EAD 330232-00-0601 / Produit Certifié ETA-CE- pour applications selon l' EAD 330232-00-0601 / ETA-CE zertifiziertes Produkt- für Anwendungen gemäß EAD 330232-00-0601 / Homologación ETA-CE – para aplicaciones según EAD 330232-00-0601 / Сертифицированный ETA-CE EAD 330232-00-0601

\* Item without ETA-CE Certification / Article sans certification / Artikel ohne Zulassung / Artículo no homologado ETA-CE / Артикул без сертификата ETA-CE

Usage / Utilisation / Benutzung / Uso / Применение



For through (in-place) heavy duty fixings in non-cracked concrete.

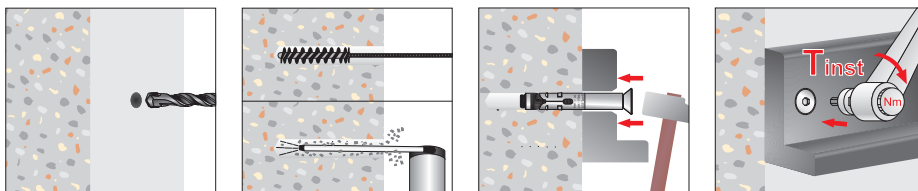
Item included in TADS - Tecfi Anchor Design Software for computer aided design of Anchorage.

Tecfi Anchor Design Software [www.tecfi.it/tads](http://www.tecfi.it/tads)


DoP




Installation sequence / Instructions de mise en oeuvre / Setzanweisung / Secuencia de instalación / Порядок монтажа



Box / Boîte / Verpackung / Caja / Упаковка





# DSE 10

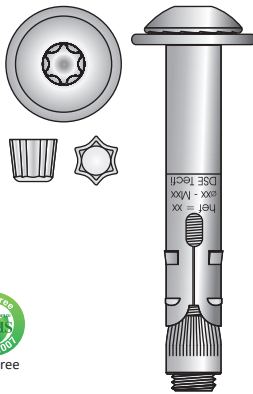
 **Sleeve anchor with 8.8 grade mushroom head screw (anti-theft with special cap to be hammered), zinc plated, ETA-CE Opt.7 certified**










 Cheville à douille zinguée avec vis tête ronde classe 8.8 (avec cache-tête inamovible, à marteler), certification ETA-CE Option 7


 Verzinkter Hülsenanker mit Rundkopfschraube Klasse 8.8, (mit Sicherheitseinschlagstern), mit ETA-CE Zulassung Option 7

 Anclaje de camisa de acero cincado, montado con tornillo cabeza abombada 6 lóbulos internos clase 8.8 (con tapón para la inviolabilidad), Homologado ETA-CE Opción 7

 Стальной оцинкованный анкер с низкой полукруглой головкой класса 8.8 (возможность использования ударного колпачка-заглушки), с сертификатом ETA-CE опция 7



Item code	Anchor size $\varnothing \times L / t_{fix}$ (mm)	Screw size M	Pcs. per box	Pcs. per carton
<b>Ø 10 / M8 / T-40</b>				
* DSE 10 10 060	10 x 60 / 10	M8	100	500
 DSE 10 10 080	10 x 80 / 10	M8	50	250
 DSE 10 10 100	10 x 100 / 30	M8	50	250
 DSE 10 10 120	10 x 120 / 50	M8	50	250
<b>Ø 12 / M10 / T-40</b>				
* DSE 10 12 060	12 x 60 / 10	M10	50	250
 DSE 10 12 080	12 x 80 / 10	M10	50	250
 DSE 10 12 100	12 x 100 / 30	M10	25	250
 DSE 10 12 120	12 x 120 / 50	M10	25	250
<b>Ø 14 / M10 / T-40</b>				
 DSE 10 14 085	14 x 85 / 5	M10	25	250
 DSE 10 14 100	14 x 100 / 20	M10	25	125
 DSE 10 14 120	14 x 120 / 40	M10	25	125

 **ETA-CE Certified item according to EAD 330232-00-0601 / Produit Certifié ETA-CE - pour applications selon l' EAD 330232-00-0601 / ETA-CE zertifiziertes Produkt - für Anwendungen gemäß EAD 330232-00-0601 / Homologación ETA-CE - para aplicaciones según EAD 330232-00-0601 / Сертифицированный ETA-CE EAD 330232-00-0601**

\* **Item without ETA-CE Certification / Article sans certification / Artikel ohne Zulassung / Artículo no homologado ETA-CE / Артикул без сертификата ETA-CE**



European Technical Assessment  
EAD 330232-00-0601

OPTION 7: for non-cracked concrete

Usage / Utilisation / Benutzung / Uso / Применение



For through (in-place) heavy duty fixings in non-cracked concrete.

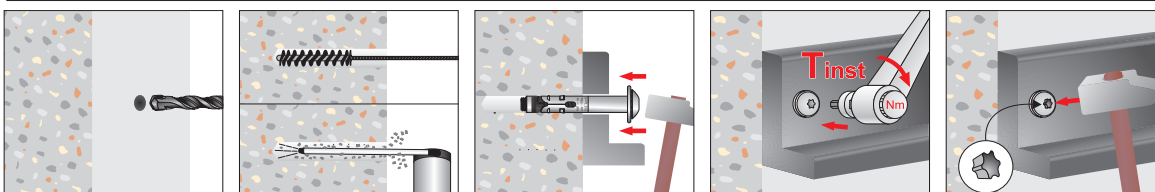
Item included in TADS - Tecfi Anchor Design Software for computer aided design of Anchorage.

**Tecfi Anchor Design Software** [www.tecfi.it/tads](http://www.tecfi.it/tads)


DoP



Installation sequence / Instructions de mise en oeuvre / Setzanweisung / Secuencia de instalación / Порядок монтажа



Box / Boîte / Verpackung  
Caja / Упаковка



# DS 02 - DS 08

Zinc plated sleeve anchor with stud and hexagonal head blind security nut (breaking torque to cut the hexagon Nm > 13)

Cheville indémontable à douille zinguée avec tige filetée et écrou borgne

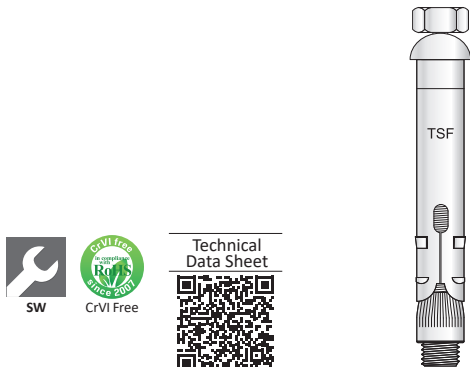
Verzinkter Hülsenanker mit Gewindestange und Hutmutter

Anclaje de camisa de acero cincado, montado con espárrago

Стальной оцинкованный анкер с резьбовым стержнем и колпачковой шестигранной антивандальной гайкой (шестигранный ключ 15 mm ; сила затягивания для срыва гайки Nm > 13)

**DS 02** with hemispheric shank hexagonal head blind security nut

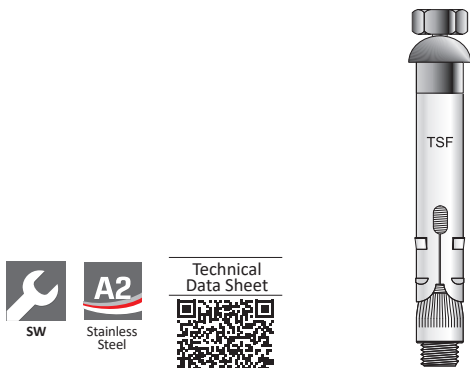
avec écrou borgne à calotte de sécurité zingué / mit verzinkter Hutmutter Intrusionsschutz / con cabeza semiesférica inviolable con tuerca hexagonal ciega de seguridad c/ резьбовым стержнем и колпачковой шестигранной антивандальной гайкой



Item code	Anchor size Ø x L / t <sub>fix</sub> (mm)	Stud size M x L (mm)	Pcs. per box	Pcs. per carton
<b>Ø 10 / M8 / SW: 15</b>				
DS 02 10 060	10 x 65 / 5	M8 x 65	50	500
DS 02 10 080	10 x 85 / 25	M8 x 85	50	500
DS 02 10 100	10 x 105 / 45	M8 x 105	50	250
<b>Ø 12 / M10 / SW: 15</b>				
DS 02 12 070	12 x 80 / 10	M10 x 80	50	250
DS 02 12 100	12 x 110 / 40	M10 x 110	25	125
DS 02 12 120	12 x 130 / 60	M10 x 130	25	125

**DS 08** with A2 (AISI 304) stainless steel hemispheric shank hexagonal head blind security nut

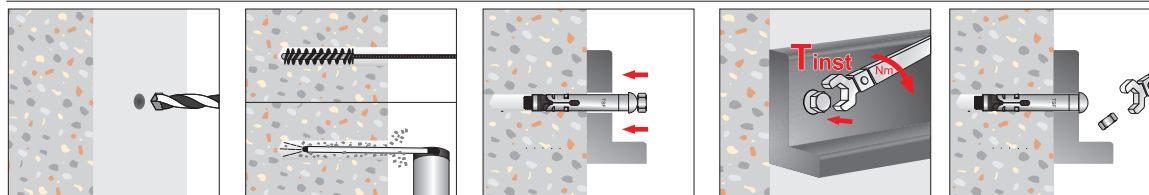
avec écrou borgne à calotte de sécurité en acier Inox A2 (AISI 304) / mit Hutmutter Intrusionsschutz aus Edelstahl A2 (AISI 304) / con cabeza semiesférica inviolable con tuerca hexagonal ciega de seguridad de Acero Inoxidable A2 (AISI 304) / с резьбовым стержнем и колпачковой шестигранной антивандальной гайкой из нержавеющей стали A2 (AISI 304)



Item code	Anchor size Ø x L / t <sub>fix</sub> (mm)	Stud size M x L (mm)	Pcs. per box	Pcs. per carton
<b>Ø 8 / M8 / SW: 15</b>				
DS 08 10 060	10 x 65 / 5	M8 x 65	50	500
DS 08 10 080	10 x 85 / 25	M8 x 85	50	500
DS 08 10 100	10 x 105 / 45	M8 x 105	50	250




Installation sequence / Instructions de mise en oeuvre / Setzanweisung / Secuencia de instalación / Порядок монтажа



Breaking torque to cut the hexagon Nm > 13

Box / Boîte / Verpackung  
Caja / Упаковка





# DS 03

## 🇬🇧 Zinc plated sleeve anchor with stud and hexagonal head blind security nut (breaking torque to cut the hexagon Nm > 13) with flat CSK shank hexagonal head blind security nut

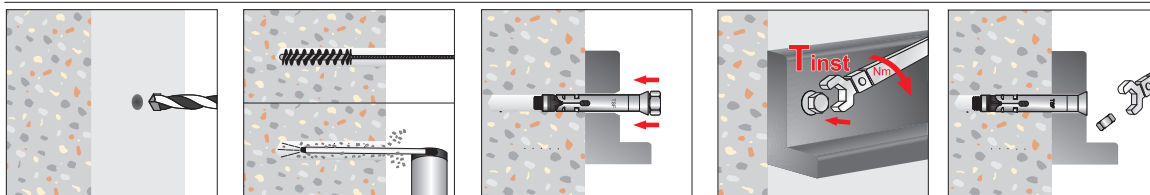
- 🇫🇷 Cheville indémontable à douille zinguée avec tige filetée et écrou borgne avec écrou borgne hexagonal de sécurité et tête fraisée plate
- 🇩🇪 Verzinkter Hülsenanker mit Gewindestange und Hutmutter mit Intrusionsschutz und Senkkopf
- 🇪🇸 Anclaje de camisa de acero cincado, montado con espárrago con cabeza avellanada inviolable con tuerca hexagonal ciega de seguridad
- 🇷🇺 Стальной оцинкованный анкер с резьбовым стержнем и колпачковой шестигранной антивандальной гайкой (шестигранный ключ 15 мм; сила затягивания для срыва гайки Nm > 13) с резьбовым стержнем и шестигранной антивандальной гайкой с плоской потайной головкой



Item code	Anchor size $\varnothing \times L / t_{fix}$ (mm)	Stud size M x L (mm)	Pcs. per box	Pcs. per carton
$\varnothing 10 / M8 / SW: 15$				
DS 03 10 060	10 x 70 / 10	M8 x 65	50	500
DS 03 10 080	10 x 90 / 30	M8 x 85	50	500
DS 03 10 100	10 x 110 / 50	M8 x 105	50	250



### Installation sequence / Instructions de mise en oeuvre / Setzanweisung / Secuencia de instalación / Порядок монтажа



Breaking torque to cut the hexagon Nm > 13

### Box / Boîte / Verpackung

Caja / Упаковка



# LZ 01

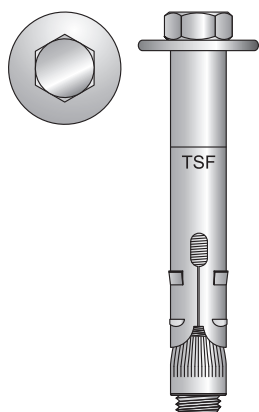
## 🇬🇧 Sleeve anchor with hex head screw 8.8 grade and large series washer, zinc plated

🇫🇷 Cheville à douille zinguée avec vis tête hexagonale classe 8.8 et rondelle large

🇩🇪 Verzinkter Hülseanker mit Sechskantschraube Klasse 8.8 und breiter Scheibe

🇪🇸 Anclaje de camisa de acero cincado, montado con tornillo cabeza hexagonal clase 8.8 y arandela ancha

🇷🇺 Стальной оцинкованный анкер с болтом с шестигранной головкой класса 8.8



Technical Data Sheet

Item code	Anchor size $\varnothing \times L / t_{fix}$ (mm)	Screw size M	Pcs. per box	Pcs. per carton
<b><math>\varnothing 8 / M6 / SW: 10</math></b>				
* LZ 01 08 045	8 x 45 / 5	M6	100	1.000
LZ 01 08 060	8 x 60 / 5	M6	100	1.000
LZ 01 08 070	8 x 70 / 15	M6	100	500
LZ 01 08 080	8 x 80 / 25	M6	100	500
LZ 01 08 100	8 x 100 / 45	M6	100	500
LZ 01 08 120	8 x 120 / 65	M6	50	500
<b><math>\varnothing 10 / M8 / SW: 13</math></b>				
* LZ 01 10 065	10 x 65 / 15	M8	100	500
LZ 01 10 080	10 x 80 / 10	M8	50	250
LZ 01 10 100	10 x 100 / 30	M8	50	250
LZ 01 10 120	10 x 120 / 50	M8	50	250
LZ 01 10 140	10 x 140 / 70	M8	50	250
<b><math>\varnothing 12 / M10 / SW: 17</math></b>				
* LZ 01 12 065	12 x 65 / 15	M10	50	250
LZ 01 12 075	12 x 75 / 15	M10	50	250
LZ 01 12 100	12 x 100 / 30	M10	25	250
LZ 01 12 120	12 x 120 / 50	M10	25	125
LZ 01 12 150	12 x 150 / 80	M10	25	125
<b><math>\varnothing 14 / M10 / SW: 17</math></b>				
* LZ 01 14 075	14 x 75 / 15	M10	25	250
LZ 01 14 085	14 x 85 / 5	M10	25	250
LZ 01 14 100	14 x 100 / 20	M10	25	125
LZ 01 14 120	14 x 120 / 40	M10	25	125
LZ 01 14 150	14 x 150 / 70	M10	25	125
<b><math>\varnothing 16 / M12 / SW: 19</math></b>				
* LZ 01 16 075	16 x 75 / 15	M12	20	100
LZ 01 16 110	16 x 110 / 10	M12	20	100
LZ 01 16 130	16 x 130 / 30	M12	15	75
LZ 01 16 150	16 x 150 / 50	M12	15	75
<b><math>\varnothing 20 / M16 / SW: 24</math></b>				
* LZ 01 20 160	20 x 160 / 50	M16	10	50

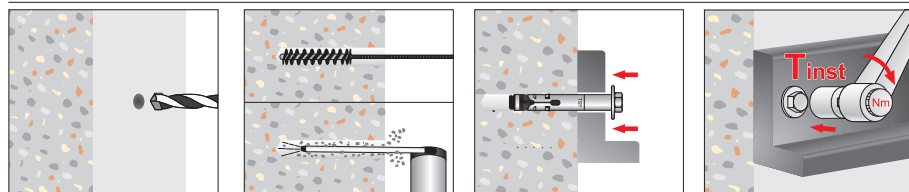


**Until stockout /** Jusqu'à épuisement des stocks / Solange der Vorrat reicht / Hasta agotar existencias / до окончания стока

**Sizes with reduced embedment depth (h<sub>nom</sub>) (see technical data sheet) /** Mesures avec double profondeur hors-tout


\* d'ancrage (h<sub>nom</sub>) réduite (voir fiche technique) / Abmessungen mit reduzierter Verankerungstiefe (h<sub>nom</sub>) (siehe technische Datenblatt) / Medidas con inserción (h<sub>nom</sub>) reducida (mire ficha técnica) / Размеры с минимальной вворачиваюй (h<sub>nom</sub>) (см. тех. спецификацию)

Installation sequence / Instructions de mise en oeuvre / Setzanweisung / Secuencia de instalación / Порядок монтажа



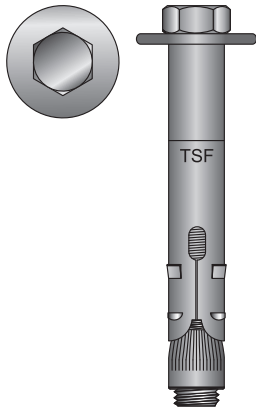
For through (in-place) heavy duty fixings in concrete.

Box / Boîte / Verpackung / Caja / Упаковка



## UK A2 (AISI 304) stainless steel sleeve anchor with A2-70 Stainless steel hex head screw and large series washer

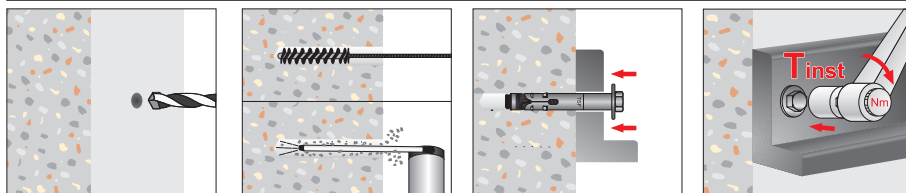
- FR Cheville à douille en Acier INOX A2 (AISI 304), avec vis tête hexagonale en acier INOX A2 (AISI 304) et rondelle large
- DE Verzinkter Hülsenanker aus Edelstahl A2 (AISI 304) mit Sechskantschraube aus Edelstahl A2 (AISI 304) und breiter Scheibe
- ES Anclaje de camisa montado con tornillo cabeza hexagonal (clase de resistencia 70) y arandela ancha, de Acero Inoxidable A2 (AISI 304)
- RU Втулочный анкер из нержавеющей стали A2 (AISI 304), с болтом с шестигранной головкой из нержавеющей стали A2-70 (AISI 304) и широкой шайбой



Item code	Anchor size $\varnothing \times L / t_{fix}$ (mm)	Screw size M	Pcs. per box	Pcs. per carton
<b><math>\varnothing 8 / M6 / SW: 10</math></b>				
LZ 51 08 060	8 x 60 / 5	M6	50	500
IA LZ 51 08 075	8 x 75 / 20	M6	50	500
LZ 51 08 095	8 x 95 / 40	M6	50	500
LZ 51 08 115	8 x 115 / 60	M6	25	250
<b><math>\varnothing 10 / M8 / SW: 13</math></b>				
* IA LZ 51 10 065	10 x 65 / 15	M8	50	250
IA LZ 51 10 080	10 x 80 / 10	M8	50	250
IA LZ 51 10 100	10 x 100 / 30	M8	25	250
LZ 51 10 120	10 x 120 / 50	M8	25	250
<b><math>\varnothing 12 / M10 / SW: 17</math></b>				
* LZ 51 12 065	12 x 65 / 15	M10	25	250
IA LZ 51 12 080	12 x 80 / 10	M10	25	250
LZ 51 12 100	12 x 100 / 30	M10	25	250
LZ 51 12 120	12 x 120 / 50	M10	25	125
<b><math>\varnothing 14 / M10 / SW: 17</math></b>				
* LZ 51 14 075	14 x 75 / 15	M10	25	250
LZ 51 14 100	14 x 100 / 20	M10	25	125
LZ 51 14 110	14 x 110 / 30	M10	25	125
LZ 51 14 130	14 x 130 / 50	M10	20	100
<b><math>\varnothing 16 / M12 / SW: 19</math></b>				
* LZ 51 16 075	16 x 75 / 15	M12	20	100
LZ 51 16 110	16 x 110 / 10	M12	15	75
LZ 51 16 130	16 x 130 / 30	M12	15	75


\* Sizes with reduced embedment depth (h<sub>nom</sub>) (see technical data sheet) / Mesures avec double profondeur hors-tout d'ancrage (h<sub>nom</sub>) réduite (voir fiche technique) / Abmessungen mit reduzierter Verankerungstiefe (h<sub>nom</sub>) (siehe technische Datenblatt) / Medidas con inserción (h<sub>nom</sub>) reducida (mire ficha técnica) / Размеры с минимальной вворачивающей (h<sub>nom</sub>) (см. тех. спецификацию)

Installation sequence / Instructions de mise en oeuvre / Setzanweisung / Secuencia de instalación / Порядок монтажа



For through (in-place) heavy duty fixings in concrete.

Box / Boîte / Verpackung / Caja / Упаковка



# DXE 00

## 🇬🇧 Sleeve anchor with nut, zinc plated, ETA-CE Opt.7 certified

- 🇫🇷 Cheville à douille zinguée avec cône fixe, certification ETA-CE Option 7
- 🇩🇪 Verzinkter Hülsenanker mit festem Konus, mit ETA-CE Zulassung Option 7
- 🇪🇸 Anclaje de camisa con cono enganchado, de acero cincado, Homologado ETA-CE Opción 7
- 🇷🇺 Втулочный стальной оцинкованный анкер, с сертификатом ETA-CE опция 7



Item code	Anchor size Ø x L (mm)	Screw size M	Pcs. per box	Pcs. per carton
Ø 10				
DXE 00 10 045	10 x 45	M6	100	1.000
Ø 12				
DXE 00 12 050	12 x 50	M8	50	500
Ø 15				
DXE 00 15 060	15 x 60	M10	25	250
Ø 18				
DXE 00 18 075	18 x 75	M12	20	200
ETA-CE Option 7 Certified item / Agrément technique européen ETA-CE / ETA-CE Zulassung Homologación ETA-CE / Сертификация ETA-CE				



European Technical Assessment  
ETAG 001 - PART 1 and 2  
OPTION 7: for non-cracked concrete

### Sleeve anchor only (sleeve + cone nut).

The ETA-CE for this item will be issued for the sleeve anchor only, but the screw and the washer MUST respect the following requirements:  
 - Hexagonal head screw according to DIN 933 (ISO 4017), 8.8 grade according to ISO 898-1, zinc plating min. 5 µm. according to ISO 4042.  
 - Washer according to ISO 7089, hardness class HV200; zinc plating min. 5 µm. according to ISO 4042.

# DXE 01

## 🇬🇧 Sleeve anchor with nut, with hex head screw 8.8 grade and washer, zinc plated, ETA-CE Opt.7 certified

- 🇫🇷 Cheville à douille avec cône fixe, avec vis tête hexagonale classe 8.8, certification ETA-CE Option 7
- 🇩🇪 Verzinkter Hülsenanker mit festem Konus und Sechskantschraube Klasse 8.8, mit ETA-CE Zulassung Option 7
- 🇪🇸 Anclaje de camisa con cono enganchado, montado con tornillo cabeza hexagonal clase 8.8, de acero cincado, Homologado ETA-CE Opción 7
- 🇷🇺 Втулочный стальной оцинкованный анкер с болтом с шестигранной головкой класса 8.8, с сертификатом ETA-CE опция 7



Item code	Anchor size Ø x L / t <sub>fix</sub> (mm)	Screw size M x Ls (mm)	Pcs. per box	Pcs. per carton
Ø 10 / M6 / SW: 10				
DXE 01 10 050	10 x 45 / 5	M6 x 50	50	500
Ø 12 / M8 / SW: 13				
DXE 01 12 060	12 x 50 / 10	M8 x 60	50	500
Ø 15 / M10 / SW: 17				
DXE 01 15 080	15 x 60 / 20	M10 x 80	25	250
Ø 18 / M12 / SW: 19				
DXE 01 18 100	18 x 75 / 20	M12 x 100	20	100
ETA-CE Option 7 Certified item / Agrément technique européen ETA-CE / ETA-CE Zulassung / Homologación ETA-CE / Сертификация ETA-CE				



European Technical Assessment  
ETAG 001 - PART 1 and 2  
OPTION 7: for non-cracked concrete

Usage / Utilisation / Benutzung / Uso / Применение




Zinc plated sleeve anchor with "hooked" nut, ETA-CE Opt.7 certified, for pre-positioned heavy duty fixings in non-cracked concrete. Item included in TADS - Tecfi Anchor Design Software for computer aided design of Anchorage.

Tecfi Anchor Design Software [www.tecfi.it/tads](http://www.tecfi.it/tads)

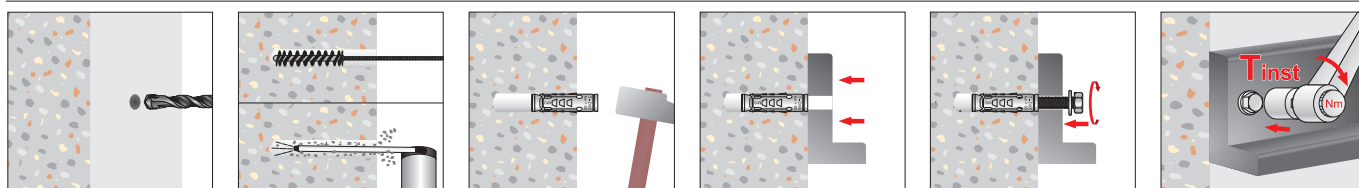
DoP



Box / Boîte / Verpackung / Caja / Упаковка



Installation sequence / Instructions de mise en oeuvre / Setzanweisung / Secuencia de instalación / Порядок монтажа



# DXE 03

## 🇬🇧 Sleeve anchor with nut, with stud 8.8 grade, hex nut and washer, zinc plated, ETA-CE Opt.7 certified

- 🇫🇷 Cheville à douille zinguée avec cône fixe, avec tige filetée classe 8.8, écrou hexagonal et rondelle, certification ETA-CE Option 7
- 🇩🇪 Verzinkter Hülsenanker mit festem Konus, Gewindestange Klasse 8.8, Sechskantmutter und Scheibe, mit ETA-CE Zulassung Option 7
- 🇪🇸 Anclaje de camisa con cono enganchado, montado con espárrago clase 8.8, tuerca hexagonal y arandela, de acero cincado, Homologado ETA-CE Opción 7
- 🇷🇺 Втулочный стальной оцинкованный анкер с резьбовым стержнем класса 8.8, с шестигранной гайкой и шайбой, с сертификатом ETA-CE опция 7



European Technical Assessment  
ETAG 001 - PART 1 and 2  
OPTION 7: for non-cracked concrete



Item code	Anchor size Ø x L / t <sub>fix</sub> (mm)	Screw size M x Ls (mm)	Pcs. per box	Pcs. per carton
Ø 10 / M6 / SW: 10				
DXE 03 10 060	10 x 45 / 5	M6 x 60	50	500
Ø 12 / M8 / SW: 13				
DXE 03 12 075	12 x 50 / 10	M8 x 75	25	250
Ø 15 / M10 / SW: 17				
DXE 03 15 095	15 x 60 / 20	M10 x 95	25	125
Ø 18 / M12 / SW: 19				
DXE 03 18 120	18 x 75 / 20	M12 x 120	20	100
ETA-CE Option 7 Certified item / Agrément technique européen ETA-CE / ETA-CE Zulassung / Homologación ETA-CE / Сертификация ETA-CE				

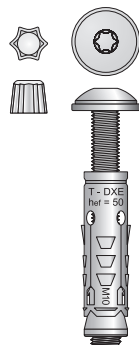
# DXE 04

## 🇬🇧 Sleeve anchor with nut, with mushroom head screw 8.8 grade (anti-theft with special cap to be hammered), zinc plated, ETA-CE Opt.7 certified

- 🇫🇷 Cheville à douille avec cône fixe, avec vis tête ronde classe 8.8 (avec Cache-tête inamovible à marteler), certification ETA-CE Option 7
- 🇩🇪 Verzinkter Hülsenanker mit festem Konus und Rundkopfschraube Klasse 8.8 (mit Schutzkappe zu hämmern), mit ETA-CE Zulassung Option 7
- 🇪🇸 Anclaje de camisa con cono enganchado, montado con tornillo cabeza abombada 6 lóbulos internos clase 8.8 (con tapón para la inviolabilidad), de acero cincado, Homologado ETA-CE Opción 7
- 🇷🇺 Втулочный стальной оцинкованный анкер с низкой полукруглой головкой класса 8.8 (возможность использования ударного колпачка-заглушки), с сертификатом ETA-CE опция 7



European Technical Assessment  
ETAG 001 - PART 1 and 2  
OPTION 7: for non-cracked concrete



Item code	Anchor size Ø x L / t <sub>fix</sub> (mm)	Screw size M x Ls (mm)	Pcs. per box	Pcs. per carton
Ø 12 / M8 / T-40				
DXE 04 12 060	12 x 50 / 10	M8 x 65	50	500
DXE 04 12 080	12 x 50 / 30	M8 x 85	25	250
DXE 04 12 100	12 x 50 / 50	M8 x 105	25	250
DXE 04 12 120	12 x 50 / 70	M8 x 125	25	250
Ø 15 / M10 / T-40				
DXE 04 15 080	15 x 60 / 20	M10 x 85	25	125
DXE 04 15 100	15 x 60 / 40	M10 x 110	25	125
DXE 04 15 120	15 x 60 / 60	M10 x 130	20	100
ETA-CE Option 7 Certified item / Agrément technique européen ETA-CE / ETA-CE Zulassung / Homologación ETA-CE / Сертификация ETA-CE				

Usage / Utilisation / Benutzung / Uso / Применение




For pre-positioned heavy duty fixings in non-cracked concrete. Item included in TADS - Tecfi Anchor Design Software for computer aided design of Anchorage.

Tecfi Anchor Design Software [www.tecfi.it/tads](http://www.tecfi.it/tads)

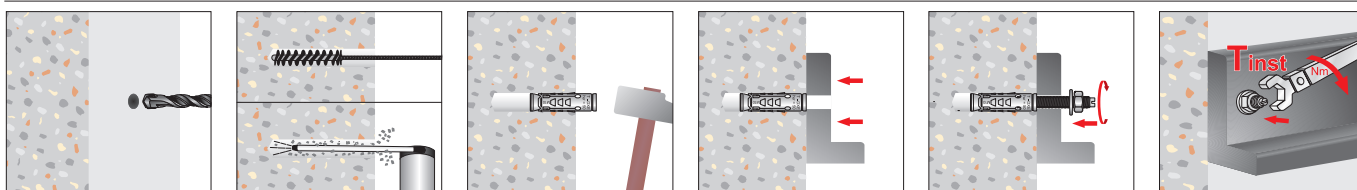
DoP



Box / Boîte / Verpackung / Caja / Упаковка



Installation sequence / Instructions de mise en oeuvre / Setzanweisung / Secuencia de instalación / Порядок монтажа



# DX 00

## 🇬🇧 Sleeve anchor with nut, zinc plated

- 🇫🇷 Cheville à douille zinguée avec cône fixe
- 🇩🇪 Verzinkter Hülsenanker mit festem Konus
- 🇪🇸 Anclaje de camisa con cono enganchado, de acero cincado
- 🇷🇺 Втулочный стальной оцинкованный анкер



Item code	Anchor size Ø x L (mm)	Screw size M	Pcs. per box	Pcs. per carton
<b>DX 00 10 045</b>	10 x 45	M6	100	1.000
<b>DX 00 12 050</b>	12 x 50	M8	50	500
<b>DX 00 15 060</b>	15 x 60	M10	25	250
<b>DX 00 18 075</b>	18 x 75	M12	20	200



# DX 01

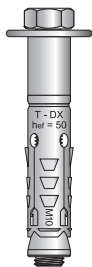
## 🇬🇧 Sleeve anchor with nut, with hex head screw 8.8 grade and washer, zinc plated

- 🇫🇷 Cheville à douille avec cône fixe, avec vis tête hexagonale classe 8.8
- 🇩🇪 Verzinkter Hülsenanker mit festem Konus und Sechskantschraube Klasse 8.8
- 🇪🇸 Anclaje de camisa con cono enganchado, montado con tornillo cabeza hexagonal clase 8.8, de acero cincado
- 🇷🇺 Втулочный стальной оцинкованный анкер с болтом с шестигранной головкой класса 8.8




Item code	Anchor size Ø x L / t <sub>fix</sub> (mm)	Screw size M x Ls (mm)	Pcs. per box	Pcs. per carton
<b>Ø 10 / M6 / SW: 10</b>				
<b>DX 01 10 045</b>	10 x 45 / 5	M6 x 50	50	500
<b>Ø 12 / M8 / SW: 13</b>				
<b>DX 01 12 050</b>	12 x 50 / 10	M8 x 60	50	500
<b>Ø 15 / M10 / SW: 17</b>				
<b>DX 01 15 060</b>	15 x 60 / 20	M10 x 80	25	250
<b>Ø 18 / M12 / SW: 19</b>				
<b>DX 01 18 075</b>	18 x 75 / 10	M12 x 90	20	100

Extended range for through (in-place) fixings / Série rallongée – Pour montage traversant / Verlängerte Serie – Für Durchsteckmontage / Serie larga - para fijación a través / удлинительная серия - Для сквозного монтажа



Item code	Anchor size Ø x L / t <sub>fix</sub> (mm)	Screw size M x Ls (mm)	Pcs. per box	Pcs. per carton
<b>Ø 10 / M6 / SW: 10</b>				
<b>DX 01 10 070</b>	10 x 70 / 25	M6 x 75	50	500
<b>Ø 12 / M8 / SW: 13</b>				
<b>DX 01 12 075</b>	12 x 75 / 25	M8 x 80	25	250
<b>Ø 15 / M10 / SW: 17</b>				
<b>DX 01 15 085</b>	15 x 85 / 25	M10 x 90	25	125
<b>Ø 18 / M12 / SW: 19</b>				
<b>DX 01 18 105</b>	18 x 105 / 30	M12 x 110	20	100

Usage / Utilisation / Benutzung / Uso / Применение




For heavy duty fixings in concrete.

Technical Data Sheet







Box / Boîte / Verpackung / Caja / Упаковка



# DX 70

## A4 (AISI 316) stainless steel sleeve anchor with nut

-  Cheville à douille avec cône fixe, en Acier INOX A4 (AISI 316)
-  Hülsenanker mit festem Konus aus Edelstahl A4 (AISI 316)
-  Anclaje de camisa con cono enganchado, de Acero Inoxidable A4 (AISI 316)
-  Втулочный анкер с прикрепленным конусом из нержавеющей стали A4 (AISI 316)







Item code	Anchor size ∅ x L (mm)	Screw size M	Pcs. per box	Pcs. per carton
DX 70 10 045	10 x 45	M6	50	500
DX 70 12 050	12 x 50	M8	50	500
DX 70 15 060	15 x 60	M10	25	250



Until stockout / Jusqu'à épuisement de stocks / Jusqu'à épuisement de stocks / Solange der Vorrat reicht / Hasta agotar existencias / до окончания стока

# DX 71

## A4 (AISI 316) stainless steel sleeve anchor with nut, with A4-70 Stainless steel hex head screw and washer

-  Cheville à douille en Acier INOX A4 (AISI 316), avec cône fixe et vis tête hexagonale en acier INOX A4 (AISI 316) et rondelle
-  Hülsenanker aus Edelstahl A4 (AISI 316) mit festem Konus und Sechskantschraube aus Edelstahl A4 (AISI 316) und Scheibe
-  Anclaje de camisa con cono enganchado, montado con tornillo cabeza hexagonal (clase de resistencia 70) y arandela, de Acero Inoxidable A4 (AISI 316)
-  Втулочный анкер с прикрепленным конусом из нержавеющей стали A4 (AISI 316) с болтом с шестигранной головкой из нержавеющей стали A4-70 (AISI 316) и шайбой

for pre-positioned fixings / Pour montage à distance / Für Vorsteckmontage / Para fijación rasante / Для предварительного монтажа



Item code	Anchor size ∅ x L / t <sub>fix</sub> (mm)	Screw size M x L <sub>s</sub> (mm)	Pcs. per box	Pcs. per carton
<b>∅ 10 / M6 / SW: 10</b>				
DX 71 10 045	10 x 45 / 5	M6 x 50	50	500
<b>∅ 12 / M8 / SW: 13</b>				
DX 71 12 050	12 x 50 / 10	M8 x 60	50	500
<b>∅ 15 / M10 / SW: 17</b>				
DX 71 15 060	15 x 60 / 20	M10 x 80	25	250




Until stockout / Jusqu'à épuisement de stocks / Jusqu'à épuisement de stocks / Solange der Vorrat reicht / Hasta agotar existencias / до окончания стока

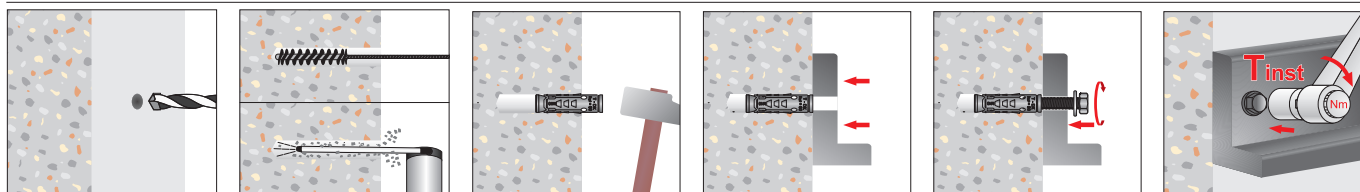
Technical Data Sheet



Box / Boîte / Verpackung / Caja / Упаковка



Installation sequence / Instructions de mise en oeuvre / Setzanweisung / Secuencia de instalación / Порядок монтажа

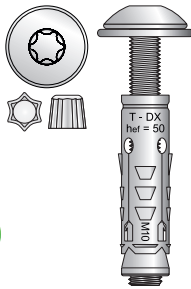


For pre-positioned heavy duty fixings in concrete.

# DX 07

- 🇬🇧 **Sleeve anchor with nut, with mushroom head screw 8.8 grade (anti-theft with special cap to be hammered), zinc plated**
- 🇫🇷 Cheville à douille avec cône fixe, avec vis tête ronde classe 8.8 (avec Cache-tête inamovible à marteler)
- 🇩🇪 Verzinkter Hülsenanker mit festem Konus und Rundkopfschraube Klasse 8.8 (mit Schutzkappe zu hämmern)
- 🇪🇸 Anclaje de camisa con cono enganchado, montado con tornillo cabeza abombada clase 8.8 (con tapón para la inviolabilidad), de acero cincado
- 🇷🇺 Втулочный стальной оцинкованный анкер с низкой полукруглой головкой класса 8.8 (возможность использования ударного колпачка-заглушки)

for pre-positioned fixings / Pour montage à distance / Für Vorsteckmontage / Para fijación rasante / Для предварительного монтажа

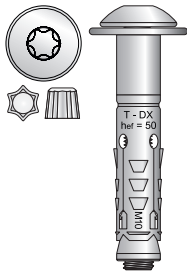


Item code	Anchor size $\varnothing \times L / t_{fix}$ (mm)	Screw size M x Ls (mm)	Pcs. per box	Pcs. per carton
<b>Ø 12 / M8 / T-40</b>				
<b>DX 07 12 050</b>	12 x 50 / 10	M8 x 65	50	500
<b>Ø 15 / M10 / T-40</b>				
<b>DX 07 15 060</b>	15 x 60 / 5	M10 x 65	25	250

# DX 08

- 🇬🇧 **Sleeve anchor with nut, with mushroom head screw 8.8 grade (anti-theft with special cap to be hammered), zinc plated**
- 🇫🇷 Cheville à douille avec cône fixe, avec vis tête ronde classe 8.8 (avec Cache-tête inamovible à marteler)
- 🇩🇪 Verzinkter Hülsenanker mit festem Konus und Rundkopfschraube Klasse 8.8 (mit Schutzkappe zu hämmern)
- 🇪🇸 Anclaje de camisa con cono enganchado, montado con tornillo cabeza abombada clase 8.8 (con tapón para la inviolabilidad), de acero cincado
- 🇷🇺 Втулочный стальной оцинкованный анкер с низкой полукруглой головкой класса 8.8 (возможность использования ударного колпачка-заглушки)

Extended range for through (in-place) fixings / Série rallongée – Pour montage traversant / Verlängerte Serie – Für Durchsteckmontage / Serie larga - para fijación a través / удлинительная серия - Для сквозного монтажа




Item code	Anchor size $\varnothing \times L / t_{fix}$ (mm)	Screw size M x Ls (mm)	Pcs. per box	Pcs. per carton
<b>Ø 12 / M8 / T-40</b>				
<b>DX 08 12 075</b>	12 x 75 / 25	M8 x 85	25	250
<b>Ø 15 / M10 / T-40</b>				
<b>DX 08 15 085</b>	15 x 85 / 25	M10 x 85	25	125

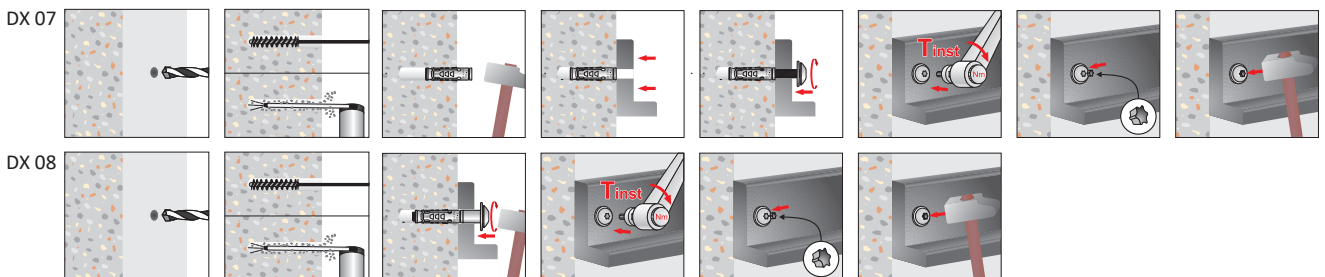
Technical Data Sheet



Box / Boîte / Verpackung / Caja / Упаковка



Installation sequence / Instructions de mise en oeuvre / Setzanweisung / Secuencia de instalación / Порядок монтажа

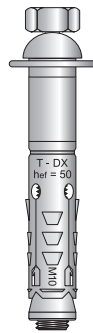




# DX 04

**🇬🇧 Zinc plated sleeve anchor with nut, with stud and hemispheric shank hexagonal head blind security nut (breaking torque to cut the hexagon Nm > 13)**

- 🇫🇷** Cheville à douille zinguée avec cône fixe, avec tige filetée et écrou borgne à calotte de sécurité (rupture de l'hexagon Nm >13)
- 🇩🇪** Verzinkter Hülseanker mit festem Konus, mit Gewindestange und Hutmutter mit Intrusionsschutz (Anzugsdrehmoment Nm >13)
- 🇪🇸** Anclaje de camisa con cono enganchado, montado con espárrago y cabeza semiesférica inviolable con tuerca hexagonal ciega de seguridad (par de ruptura Nm > 13), de acero cincado
- 🇷🇺** Втулочный стальной оцинкованный анкер с резьбовым стержнем и колпачковой шестигранной антивандальной гайкой (сила затягивания для срыва гайки Nm > 13)



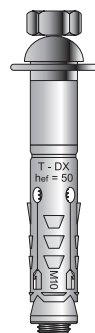
Item code	Anchor size Ø x L / t <sub>fix</sub> (mm)	Stud size M x L (mm)	Pcs. per box	Pcs. per carton
Ø 12 / M8 / SW: 13				
<b>DX 04 12 080</b>	12 x 80 / 25	M8 x 85	50	250



# DX 05 **INOX WAVE** Stainless Steel

**🇬🇧 Zinc plated sleeve anchor with nut, with stud and A2 (AISI 304) stainless steel hemispheric shank hexagonal head blind security nut (breaking torque to cut the hexagon Nm > 13)**

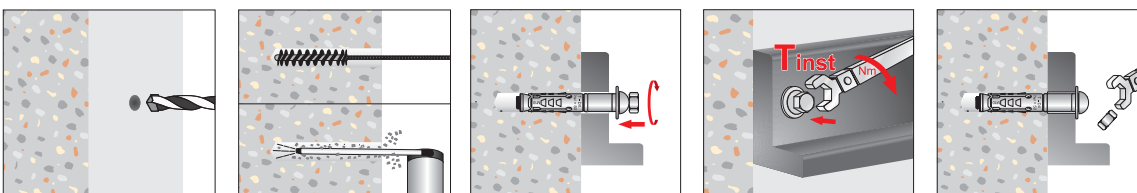
- 🇫🇷** Cheville à douille zinguée avec cône fixe, avec tige filetée et écrou borgne en acier inox à calotte de sécurité (rupture de l'hexagon Nm >13)
- 🇩🇪** Verzinkter Hülseanker mit festem Konus, mit Gewindestange und Edelstahl Hutmutter mit Intrusionsschutz (Anzugsdrehmoment Nm >13)
- 🇪🇸** Anclaje de camisa con cono enganchado, montado con espárrago y cabeza semiesférica inviolable con tuerca hexagonal ciega de seguridad de Acero Inoxidable A2 (AISI 304) (par de ruptura Nm > 13), de acero cincado
- 🇷🇺** Втулочный стальной оцинкованный анкер с резьбовым стержнем и колпачковой шестигранной антивандальной гайкой из нержавеющей стали A2 (сила затягивания для срыва гайки Nm > 13)



Item code	Anchor size Ø x L / t <sub>fix</sub> (mm)	Stud size M x L (mm)	Pcs. per box	Pcs. per carton
Ø 12 / M8 / SW: 13				
<b>DX 05 12 080</b>	12 x 80 / 25	M8 x 85	50	250



Installation sequence / Instructions de mise en oeuvre / Setzanweisung / Secuencia de instalación / Порядок монтажа



Technical Data Sheet



# DX 03

## 🇬🇧 Sleeve anchor with nut, with hook screw, hex nut and large washer, zinc plated

🇫🇷 Cheville à douille zinguée avec cône fixe, avec crochet rond, écrou hexagonal et rondelle large

🇩🇪 Verzinkter Hülsenanker mit festem Konus, Rundhaken, Sechskantmutter und breiter Scheibe

🇪🇸 Anclaje de camisa con cono enganchado, montado con gancho, tuerca hexagonal y arandela ancha, de acero cincado

🇷🇺 Втулочный стальной оцинкованный анкер с крюком, с шестигранной гайкой и широкой шайбой



Technical Data Sheet



Item code	Anchor size Ø x L (mm)	Screw size M x Ls (mm)	Pcs. per box	Pcs. per carton
<b>Ø 10 / M6 / SW: 10</b>				
<b>DX 03 10 045</b>	10 x 45	M6 x 55	50	500
<b>Ø 12 / M8 / SW: 13</b>				
<b>DX 03 12 050</b>	12 x 50	M8 x 65	50	250
<b>Ø 15 / M10 / SW: 17</b>				
<b>DX 03 15 060</b>	15 x 60	M10 x 81	25	125
<b>Ø 18 / M12 / SW: 19</b>				
<b>DX 03 18 075</b>	18 x 75	M12 x 98	15	75

# DX 02

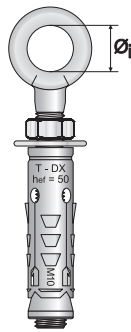
## 🇬🇧 Sleeve anchor with nut, with eye screw, hex nut and large washer, zinc plated

🇫🇷 Cheville à douille zinguée avec cône fixe, avec oeillet, écrou hexagonal et rondelle large

🇩🇪 Verzinkter Hülsenanker mit festem Konus, Augenschraube, Sechskantmutter und breiter Scheibe

🇪🇸 Anclaje de camisa con cono enganchado, montado con argolla, tuerca hexagonal y arandela ancha, de acero cincado

🇷🇺 Втулочный стальной оцинкованный анкер с кольцом, с шестигранной гайкой и широкой шайбой

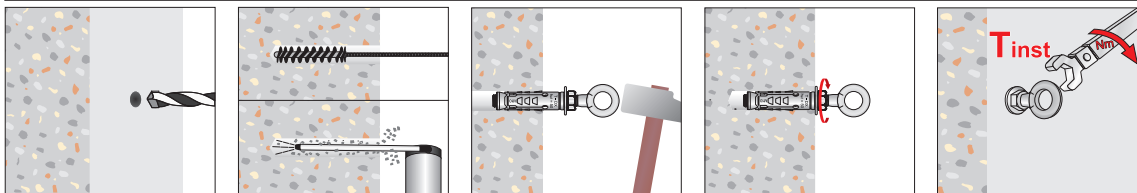


Technical Data Sheet




Item code	Anchor size Ø x L (mm)	Screw size M x Ls x Øi (mm)	Pcs. per box	Pcs. per carton
<b>Ø 10 / M6 / SW: 10</b>				
<b>DX 02 10 045</b>	10 x 45	M6 x 55 x 10	50	500
<b>Ø 12 / M8 / SW: 13</b>				
<b>DX 02 12 050</b>	12 x 50	M8 x 65 x 11,5	50	250
<b>Ø 15 / M10 / SW: 17</b>				
<b>DX 02 15 060</b>	15 x 60	M10 x 81 x 14	25	125
<b>Ø 18 / M12 / SW: 19</b>				
<b>DX 02 18 075</b>	18 x 75	M12 x 98 x 17	15	75

Installation sequence / Instructions de mise en oeuvre / Setzanweisung / Secuencia de instalación / Порядок монтажа



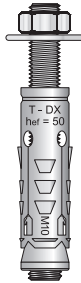
Box / Boîte / Verpackung  
Caja / Упаковка



# DX 06


## 🇬🇧 Sleeve anchor with nut, with stud 5.8 grade, hex nut and large washer, zinc plated

- 🇫🇷 Cheville à douille zinguée avec cône fixe, avec tige filetée classe 5.8, écrou hexagonal et rondelle large
- 🇩🇪 Verzinkter Hülsenanker mit festem Konus, Gewindestange Klasse 5.8, Sechskantmutter und breiter Scheibe
- 🇪🇸 Anclaje de camisa con cono enganchado, montado con espárrago clase 5.8, tuerca hexagonal y arandela ancha, de acero cincado
- 🇷🇺 Втулочный стальной оцинкованный анкер с резьбовым стержнем класса 5.8, с шестигранной гайкой и широкой шайбой

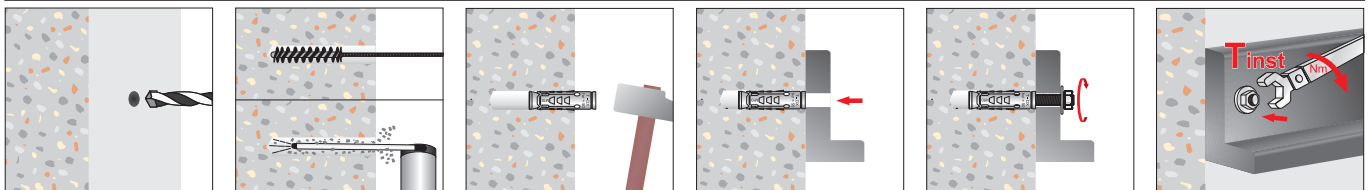


Item code	Anchor size $\varnothing \times L / t_{fix}$ (mm)	Stud size M x L (mm)	Pcs. per box	Pcs. per carton
<b><math>\varnothing 10 / M6 / SW: 10</math></b>				
<b>DX 06 10 045</b>	10 x 45 / 10	M6 x 65	50	500
<b><math>\varnothing 12 / M8 / SW: 13</math></b>				
<b>DX 06 12 050</b>	12 x 50 / 15	M8 x 75	50	500
<b><math>\varnothing 15 / M10 / SW: 17</math></b>				
<b>DX 06 15 060</b>	15 x 60 / 20	M10 x 95	25	250
<b><math>\varnothing 18 / M12 / SW: 19</math></b>				
<b>DX 06 18 075</b>	18 x 75 / 20	M12 x 115	15	75

Box / Boîte / Verpackung / Caja / Упаковка



Installation sequence / Instructions de mise en oeuvre / Setzanweisung / Secuencia de instalación / Порядок монтажа



# CP 01

## 🇬🇧 Zinc plated steel anchor with wings with nut, with plastic ring and undercap


- 🇫🇷 Cheville zinguée avec deux ailettes, avec anneau en plastique et cône fixe avec capuchon
- 🇩🇪 Verzinkter Anker mit zwei Flügel, mit Plastikring und festem Konus mit Kappe
- 🇪🇸 Anclaje de acero cincado con cono enganchado, con dos alas y con anillo y tapón de plástico
- 🇷🇺 Втулочный стальной оцинкованный анкер с блокировочными усами



Item code	Anchor size	Screw size	Pcs. per box	Pcs. per carton
	∅ x L (mm)	M		
CP 01 12 045	12 x 45	M6	100	1.000
CP 01 14 050	14 x 50	M8	50	500
CP 01 16 060	16 x 60	M10	50	500
CP 01 20 075	20 x 75	M12	20	200
CP 01 24 095	24 x 95	M16	15	150



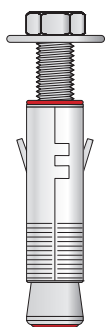
Box / Boîte / Verpackung / Caja / Упаковка



# CQ 01

## 🇬🇧 Zinc plated steel anchor with wings with nut, with hex head screw 8.8 grade

- 🇫🇷 Cheville zinguée avec deux ailettes, avec anneau en plastique et cône fixe avec capuchon, avec vis tête hexagonale classe 8.8 et rondelle large
- 🇩🇪 Verzinkter Anker mit zwei Flügel, mit Plastikring und festem Konus mit Kappe, mit Sechskantschraube Klasse 8.8 und breiter Scheibe
- 🇪🇸 Anclaje de acero cincado con cono enganchado, con dos alas, montado con tornillo cabeza hexagonal clase 8.8
- 🇷🇺 Втулочный стальной оцинкованный анкер с блокировочными усами с болтом с шестигранной головкой класса 8.8



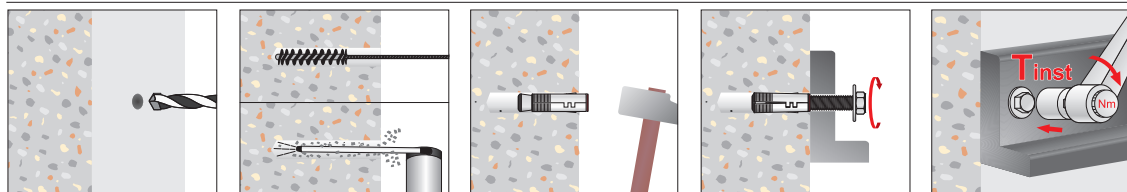
Item code	Anchor size	Screw size	Pcs. per box	Pcs. per carton
	∅ x L / t <sub>fix</sub> (mm)	M x L <sub>s</sub> (mm)		
∅ 12 / M6 / SW: 10				
🇮🇹 CQ 01 12 045	12 x 45 / 5	M6 x 50	50	500
∅ 14 / M8 / SW: 13				
🇮🇹 CQ 01 14 050	14 x 50 / 10	M8 x 60	50	250
∅ 16 / M10 / SW: 17				
🇮🇹 CQ 01 16 060	16 x 60 / 15	M10 x 80	25	125
∅ 20 / M12 / SW: 19				
CQ 01 20 075	20 x 75 / 10	M12 x 90	15	75
∅ 24 / M16 / SW: 24				
CQ 01 24 095	24 x 95 / 10	M16 x 110	10	50




Technical Data Sheet



Installation sequence / Instructions de mise en oeuvre / Setzanweisung / Secuencia de instalación / Порядок монтажа



Box / Boîte / Verpackung / Caja / Упаковка



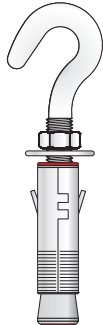
# CS 01

## 🇬🇧 Zinc plated steel anchor with wings, with hook screw, hex nut and large washer

- 🇫🇷 Cheville zinguée avec deux ailettes, avec crochet rond, écrou hexagonal et rondelle large
- 🇩🇪 Verzinkter Anker mit zwei Flügel, mit Rundhaken, Sechskantmutter und breiter Scheibe
- 🇪🇸 Anclaje de acero cincado con cono enganchado, con dos alas, montado con gancho, tuerca hexagonal y arandela ancha
- 🇷🇺 Втулочный стальной оцинкованный анкер с блокировочными усам с крюком, с шестигранной гайкой и широкой шайбой



Technical Data Sheet



Item code	Anchor size $\varnothing \times L$ (mm)	Stud size $M \times L_s$ (mm)	Pcs. per box	Pcs. per carton
$\varnothing 12 / M6 / SW: 10$				
CS 01 12 045	12 x 45	M6 x 55	50	500
$\varnothing 14 / M8 / SW: 13$				
CS 01 14 050	14 x 50	M8 x 65	50	250
$\varnothing 16 / M10 / SW: 17$				
CS 01 16 060	16 x 60	M10 x 81	25	125
$\varnothing 20 / M12 / SW: 19$				
CS 01 20 075	20 x 75	M12 x 98	15	75

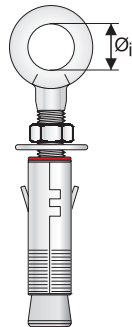
# CT 01

## 🇬🇧 Zinc plated steel anchor with wings, with eye screw, hex nut and large washer

- 🇫🇷 Cheville zinguée avec deux ailettes, avec oeillet, écrou hexagonal et rondelle large
- 🇩🇪 Verzinkter Anker mit zwei Flügel, mit Augenschraube, Sechskantmutter und breiter Scheibe
- 🇪🇸 Anclaje de acero cincado con cono enganchado, con dos alas, montado con argolla, tuerca hexagonal y arandela ancha
- 🇷🇺 Втулочный стальной оцинкованный анкер с блокировочными усам с кольцом, с шестигранной гайкой и широкой шайбой



Technical Data Sheet



Item code	Anchor size $\varnothing \times L$ (mm)	Stud size $M \times L_s \times \varnothing_i$ (mm)	Pcs. per box	Pcs. per carton
$\varnothing 12 / M6 / SW: 10$				
CT 01 12 045	12 x 45	M6 x 55 x 10	50	500
$\varnothing 14 / M8 / SW: 13$				
CT 01 14 050	14 x 50	M8 x 65 x 11,5	50	250
$\varnothing 16 / M10 / SW: 17$				
CT 01 16 060	16 x 60	M10 x 81 x 14	25	125
$\varnothing 20 / M12 / SW: 19$				
CT 01 20 075	20 x 75	M12 x 98 x 17	15	75

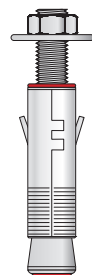
# CR 01

## 🇬🇧 Zinc plated steel anchor with wings, with stud 5.8 grade, hex nut and large washer

- 🇫🇷 Cheville zinguée avec deux ailettes, avec tige fileté classe 5.8, écrou hexagonal et rondelle large
- 🇩🇪 Verzinkter Anker mit zwei Flügel, mit Gewindestange Klasse 5.8, Sechskantmutter und breiter Scheibe
- 🇪🇸 Anclaje de acero cincado con cono enganchado, con dos alas, montado con espárrago clase 5.8, tuerca hexagonal y arandela ancha
- 🇷🇺 Втулочный стальной оцинкованный анкер с блокировочными усам с резьбовым стержнем класса 5.8, с шестигранной гайкой и широкой шайбой



Technical Data Sheet



Item code	Anchor size $\varnothing \times L / t_{fix}$ (mm)	Stud size $M \times L$ (mm)	Pcs. per box	Pcs. per carton
$\varnothing 12 / M6 / SW: 10$				
CR 01 12 045	12 x 45 / 10	M6 x 65	50	500
$\varnothing 14 / M8 / SW: 13$				
CR 01 14 050	14 x 50 / 15	M8 x 75	50	250
$\varnothing 16 / M10 / SW: 17$				
CR 01 16 060	16 x 60 / 20	M10 x 95	25	125
$\varnothing 20 / M12 / SW: 19$				
CR 01 20 075	20 x 75 / 25	M12 x 115	15	75

# AJE 01

**SEISMIC FIXING SOLUTIONS**

**Special Wedge Anchor, assembled with hex nut and special washer, Certified ETA-CE Option 1 and Performance Category C2-C1 Under Seismic Action**

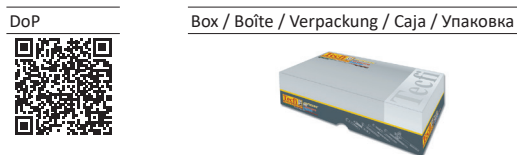
- Barre d'ancrage avec tôle mince spéciale, écrou et rondelle, avec certification ETA-CE Option 1 et catégorie de performance C2-C1 en zone sismique
- Anker mit speziellem Feinblech, Sechskantmutter und Scheibe, mit ETA-CE Zulassung Option 1 und seismische Leistungskategorie C2-C1
- Anclaje macho especial, montado con tuerca y arandela especial, Homologada ETA-CE Opción 1 y Categoría de prestación C2-C1 para fijaciones en zonas sísmicas
- Анкерный болт со специальным распорным кольцом, гайкой и шайбой, Сертифицирован ETA-CE Опция 1 и Категория C2-C1 для сейсмических воздействий



Item code	Anchor size $\varnothing \times L / t_{fix}$ (mm)	Pcs. per box	Pcs. per carton
<b><math>\varnothing 8</math> / SW: 13</b>			
<b>AJE 01 08 080</b>	8 x 80 / 10	50	250
<b>AJE 01 08 090</b>	8 x 90 / 20	50	250
<b>AJE 01 08 110</b>	8 x 110 / 40	50	250
<b>AJE 01 08 130</b>	8 x 130 / 60	50	250
<b>AJE 01 08 170</b>	8 x 170 / 100	25	125
<b><math>\varnothing 10</math> / SW: 17</b>			
<b>AJE 01 10 095</b>	10 x 95 / 10	25	125
<b>AJE 01 10 105</b>	10 x 105 / 20	25	125
<b>AJE 01 10 125</b>	10 x 125 / 40	25	125
<b>AJE 01 10 145</b>	10 x 145 / 60	25	125
<b>AJE 01 10 185</b>	10 x 185 / 100	25	125
<b>AJE 01 10 245</b>	10 x 245 / 160	15	75
<b><math>\varnothing 12</math> / SW: 19</b>			
<b>AJE 01 12 115</b>	12 x 115 / 10	25	125
<b>AJE 01 12 125</b>	12 x 125 / 20	25	125
<b>AJE 01 12 145</b>	12 x 145 / 40	15	75
<b>AJE 01 12 165</b>	12 x 165 / 60	15	75
<b>AJE 01 12 205</b>	12 x 205 / 100	10	50
<b>AJE 01 12 225</b>	12 x 225 / 120	10	50
<b>AJE 01 12 245</b>	12 x 245 / 140	10	50
<b>AJE 01 12 265</b>	12 x 265 / 160	10	50
<b>AJE 01 12 305</b>	12 x 305 / 200	15	45
<b>AJE 01 12 350</b>	12 x 350 / 245	15	45
<b><math>\varnothing 16</math> / SW: 24</b>			
<b>AJE 01 16 130</b>	16 x 130 / 5	10	50
<b>AJE 01 16 145</b>	16 x 145 / 20	10	50
<b>AJE 01 16 165</b>	16 x 165 / 40	5	25
<b>AJE 01 16 225</b>	16 x 225 / 100	5	25
<b><math>\varnothing 20</math> / SW: 30</b>			
<b>AJE 01 20 170</b>	20 x 170 / 30	5	25
<b>AJE 01 20 200</b>	20 x 200 / 60	5	25



European Technical Assessment  
ETAG 001 - PART 1 and 2 and ANNEX E  
OPTION 1: for cracked and non-cracked concrete  
Seismic assessment: performance category C2-C1

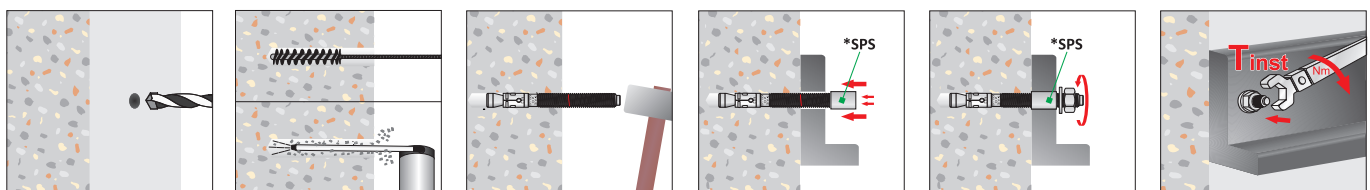


Usage / Utilisation / Benutzung / Uso / Применение

**ANCHOR TADS** For heavy duty fixings in cracked and non-cracked concrete, performance Category C2 and C1 for use under seismic action, according to ETAG 001 - ANNEX E. Item included in TADS - Tecfi Anchor Design Software for computer aided design of Anchorage.

**Tecfi Anchor Design Software** [www.tecfi.it/tads](http://www.tecfi.it/tads)

Installation sequence / Instructions de mise en oeuvre / Setzanweisung / Secuencia de instalación / Порядок монтажа



\*Seismic Protector (item code SPS) - to be installed in case of seismic applications only.

# SEISMIC FIXING SOLUTIONS

## WEDGE ANCHORS - ETA-CE CERTIFIED

option **1**



- ▶ European Technical Assessment – Option 1 for cracked and non-cracked concrete
- ▶ Performance Category C2 – C1 for use under Seismic Action
- ▶ Fire resistance R120
- ▶ Extra-long sizes for very large thicknesses of fixture (Tfix)
- ▶ Available with standard washer or with special large washer



European Technical Assessment  
**Option 1** - For cracked and non-cracked concrete  
 Seismic assessment - performance category C2-C1  
 ETAG 001 part 1, part 2 - ANNEX E



RoHS free  
 in compliance with  
 European Directive  
 RoHS 2 2011/65/UE

Special wedge anchor, assembled with hex nut and special washer, **ETA-CE Certified anchors Option 1**, for cracked and non-cracked concrete, and **C1-C2 Performance Category** for fixing in low to high SEISMIC RISK areas

### AJE 01

The digit identifies the max fixture thickness

Min embedment depth

Tensile strength  
 Min 800 N/mm<sup>2</sup> (body)

Digits showing sizes and Tfix

Special Expansion sleeve

Version with Special Large washer



## NO HAMMERING EFFECT

with Tecfi SPS-Seismic Protector® (Pat.Pend.)



### HALF SHEAR CAPACITY

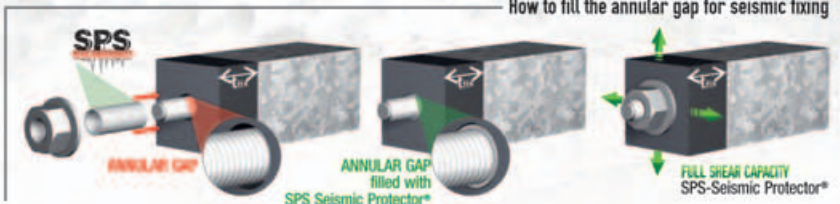
In presence of annular gap the design shear resistance of the anchor is affected by **50% reduction**.



### FULL SHEAR CAPACITY

The SPS-Seismic Protector®, special cylinder (Pat.Pend.), perfectly fitting the annular gap between the anchor and the fixture, **AVOIDS THE HAMMERING EFFECT DUE TO THE SEISMIC ACTION**.  
**In this case there is NO reduction factor.**

How to fill the annular gap for seismic fixing



**Special Wedge Anchor, assembled with hex nut and special large washer, Certified ETA-CE Option 1 and Performance Category C2-C1 Under Seismic Action**

- Barre d'ancrage avec tôle mince spéciale, écrou et rondelle large, avec certification ETA-CE Option 1 et catégorie de performance C2-C1 en zone sismique
- Anker mit speziellem Feinblech, Sechskantmutter und breiter Scheibe, mit ETA-CE Zulassung Option 1 und seismische Leistungskategorie C2-C1
- Anclaje macho especial, montado con tuerca y arandela ancha especial, Homologada ETA-CE Opción 1 y Categoría de prestación C2-C1 para fijaciones en zonas sísmicas
- Анкерный болт со специальным распорным кольцом, гайкой и специальной широкой шайбой, Сертифицирован ETA-CE Опция 1 и Категория C2-C1 для сейсмических воздействий



Item code	Anchor size Ø x L / t <sub>fix</sub> (mm)	Pcs. per box	Pcs. per carton
-----------	--	--------------	-----------------

Ø 8 / SW: 13			
AJE 31 08 080	8 x 80 / 10	50	250
AJE 31 08 090	8 x 90 / 20	50	250
AJE 31 08 110	8 x 110 / 40	50	250
AJE 31 08 130	8 x 130 / 60	50	250
AJE 31 08 170	8 x 170 / 100	25	125

Ø 10 / SW: 17			
AJE 31 10 095	10 x 95 / 10	25	125
AJE 31 10 105	10 x 105 / 20	25	125
AJE 31 10 125	10 x 125 / 40	25	125
AJE 31 10 145	10 x 145 / 60	25	125
AJE 31 10 185	10 x 185 / 100	25	125
AJE 31 10 245	10 x 245 / 160	15	75

Ø 12 / SW: 19			
AJE 31 12 115	12 x 115 / 10	25	125
AJE 31 12 125	12 x 125 / 20	25	125
AJE 31 12 145	12 x 145 / 40	15	75
AJE 31 12 165	12 x 165 / 60	15	75
AJE 31 12 205	12 x 205 / 100	10	50
AJE 31 12 225	12 x 225 / 120	10	50
AJE 31 12 245	12 x 245 / 140	10	50
AJE 31 12 265	12 x 265 / 160	10	50
AJE 31 12 305	12 x 305 / 200	15	45
AJE 31 12 350	12 x 350 / 245	15	45

Ø 16 / SW: 24			
AJE 31 16 130	16 x 130 / 5	10	50
AJE 31 16 145	16 x 145 / 20	10	50
AJE 31 16 165	16 x 165 / 40	5	25
AJE 31 16 225	16 x 225 / 100	5	25

Ø 20 / SW: 30			
AJE 31 20 170	20 x 170 / 30	5	25
AJE 31 20 200	20 x 200 / 60	5	25

- ETA-CE Option 1 Certified item / Agrément technique européen ETA-CE / ETA-CE Zulassung**  
Homologación ETA-CE / Сертификация ETA-CE
- ETAG 001 - ANNEX E - Item assessed Under Seismic Action / Article évalué en zone sismique / Artikel mit Bewertung von seismischer Leistungskategorie / Evaluación para fijaciones en zonas sísmicas / Одобрен для сейсмических воздействий**
- R120 Fire Resistance Certified item / Résistance au feu / Feuerwiderstand**  
Homologación de resistencia al fuego / Сертификат пожаробезопасности



European Technical Assessment  
ETAG 001 - PART 1 and 2 and ANNEX E  
OPTION 1: for cracked and non-cracked concrete  
Seismic assessment: performance category C2-C1

DoP Box / Boîte / Verpackung / Caja / Упаковка



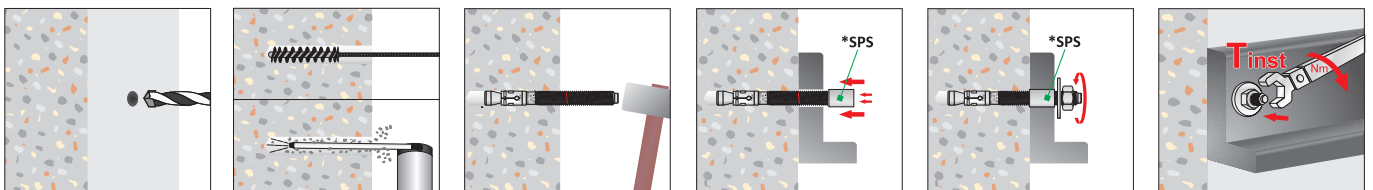
Usage / Utilisation / Benutzung / Uso / Применение



For heavy duty fixings in cracked and non-cracked concrete, performance Category C2 and C1 for use under seismic action, according to ETAG 001 - ANNEX E.  
Item included in TADS - Tecfi Anchor Design Software for computer aided design of Anchorage.

**Tecfi Anchor Design Software** [www.tecfi.it/tads](http://www.tecfi.it/tads)

Installation sequence / Instructions de mise en oeuvre / Setzanweisung / Secuencia de instalación / Порядок монтажа



\*Seismic Protector (item code SPS) - to be installed in case of seismic applications only



# SPS 01

**SEISMIC FIXING SOLUTIONS**

**Seismic Protector® - special zinc plated steel cylinder, for seismic applications with AJE anchors**

Seismic Protector® - Cylindre zingué, pour la fixation des chevilles AJE en zone sismique

Seismic Protector® - Verzinkter Zylinder für die Befestigung von AJE Anker in seismischer Zone


Seismic Protector® - cilindro especial de acero cincado, para fijar anclajes AJE en zona sísmica

Seismic Protector® - специальный цилиндр из оцинкованной стали, для монтажа с анкером AJE в сейсмической зоне

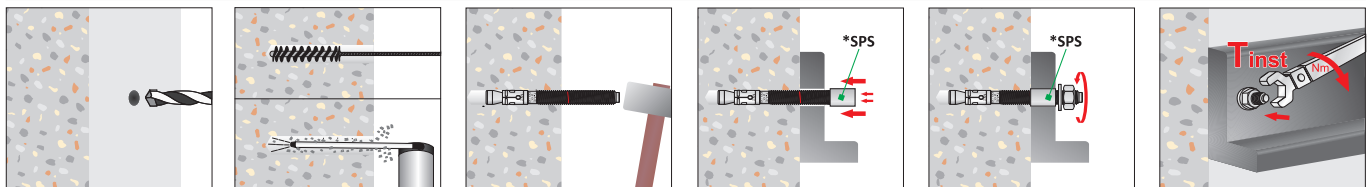


Item code	Size Ø x L (mm)	Pcs. per box	Pcs. per carton
<b>Ø 12 - for AJE anchors Ø10</b>			
SPS 01 12 010	12 x 10	50	500
SPS 01 12 020	12 x 20	50	500
SPS 01 12 040	12 x 40	50	500
SPS 01 12 060	12 x 60	50	500
SPS 01 12 080	12 x 80	30	300
SPS 01 12 100	12 x 100	25	250
<b>Ø 14 - for AJE anchors Ø12</b>			
SPS 01 14 010	14 x 10	30	300
SPS 01 14 020	14 x 20	30	300
SPS 01 14 040	14 x 40	30	300
SPS 01 14 060	14 x 60	30	300
SPS 01 14 080	14 x 80	30	300
SPS 01 14 100	14 x 100	30	300
<b>Ø 18 - for AJE anchors Ø16</b>			
SPS 01 18 005	18 x 5	25	250
SPS 01 18 020	18 x 20	20	200
SPS 01 18 040	18 x 40	20	200
SPS 01 18 100	18 x 100	10	100
<b>Ø 22 - for AJE anchors Ø20</b>			
SPS 01 22 030	22 x 30	10	100
SPS 01 22 060	22 x 60	10	100

Box / Boîte / Verpackung / Caja / Упаковка



Installation sequence / Instructions de mise en oeuvre / Setzanweisung / Secuencia de instalación / Порядок монтажа



The Seismic Protector® special cylinder, perfectly fitting the annular gap between the anchor and the fixture, avoids the hammering effect due to the seismic action. The total length (tfix) of the annular gap must be filled; for this purpose, the usage of more cylinders is allowed.

\* Seismic Protector (item code SPS) - to be installed in case of seismic applications only

# ZJE 01

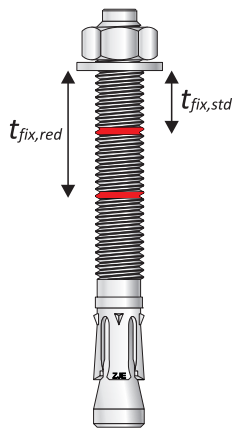
🇬🇧 **Wedge anchor in carbon steel, with nut and washer, zinc plated, ETA-CE Opt.7 certified**

🇫🇷 Barre d'ancrage zinguée avec écrou et rondelle, certification ETA-CE Option 7

🇩🇪 Verzinkter Bolzenanker mit Sechskantmutter und Scheibe, mit ETA-CE Zulassung Option 7

🇪🇸 Anclaje macho montado con tuerca y arandela, de acero cincado, Homologado ETA-CE Opción 7

🇷🇺 Анкерный болт со специальным распорным кольцом из оцинкованной стали, с гайкой и шайбой, с сертификатом ETA-CE опция 7



Item code	Anchor size Ø x L (mm)	Fixture thickness (mm)		Pcs. per box	Pcs. per carton
		t <sub>fix,std</sub>	t <sub>fix,red</sub>		
<b>Ø 6 / SW: 10</b>					
📌 ZJE 01 06 060	6 x 60	2	-	100	1.000
📌 ZJE 01 06 080	6 x 80	22	-	100	500
📌 ZJE 01 06 100	6 x 100	42	-	100	500
📌 ZJE 01 06 120	6 x 120	62	-	100	500
<b>Ø 8 / SW: 13</b>					
📌 ZJE 01 08 060	8 x 60	-	3	100	500
📌 ZJE 01 08 075	8 x 75	5	18	50	250
📌 ZJE 01 08 090	8 x 90	20	33	50	250
📌 ZJE 01 08 115	8 x 115	45	58	50	250
📌 ZJE 01 08 130	8 x 130	60	73	50	250
<b>Ø 10 / SW: 17</b>					
📌 ZJE 01 10 070	10 x 70	-	3	50	250
📌 ZJE 01 10 080	10 x 80	-	13	50	250
📌 ZJE 01 10 090	10 x 90	10	23	50	250
📌 ZJE 01 10 120	10 x 120	40	53	25	125
📌 ZJE 01 10 150	10 x 150	70	83	25	125
<b>Ø 12 / SW: 19</b>					
📌 ZJE 01 12 090	12 x 90	-	13	25	125
📌 ZJE 01 12 110	12 x 110	18	33	25	125
📌 ZJE 01 12 140	12 x 140	48	63	20	100
📌 ZJE 01 12 160	12 x 160	68	83	15	75
📌 ZJE 01 12 180	12 x 180	88	103	15	75
📌 ZJE 01 12 200	12 x 200	108	123	15	75
📌 ZJE 01 12 250	12 x 250	158	173	15	75
📌 ZJE 01 12 280	12 x 280	188	203	10	50
<b>Ø 14 / SW: 22</b>					
📌 ZJE 01 14 120	14 x 120	12	-	15	75
📌 ZJE 01 14 145	14 x 145	37	-	15	75
📌 ZJE 01 14 170	14 x 170	62	-	10	50
<b>Ø 16 / SW: 24</b>					
📌 ZJE 01 16 125	16 x 125	3	22	10	50
📌 ZJE 01 16 145	16 x 145	23	42	10	50
📌 ZJE 01 16 170	16 x 170	48	67	10	50
📌 ZJE 01 16 220	16 x 220	98	117	5	25
📌 ZJE 01 16 250	16 x 250	128	147	5	25
📌 ZJE 01 16 280	16 x 280	158	177	5	25
<b>Ø 20 / SW: 30</b>					
📌 ZJE 01 20 170	20 x 170	23	49	5	25
📌 ZJE 01 20 220	20 x 220	73	99	5	25

New Item

ETA-CE Certified item according to EAD 330232-00-0601 / Produit Certifié ETA-CE - pour applications selon l' EAD 330232-00-0601 / ETA-CE zertifiziertes Produkt - für Anwendungen gemäß EAD 330232-00-0601 / Homologación ETA-CE - para aplicaciones según EAD 330232-00-0601 / Сертифицированный ETA-CE EAD 330232-00-0601

Available from October 2023 / Disponible à compter de Octobre 2023 / Verfügbar ab Oktober 2023 / Disponible desde Octubre 2023 / В наличии с октября 2023



European Technical Assessment  
EAD330232-00-0601  
OPTION 7: for non-cracked concrete

Usage / Utilisation / Benutzung / Uso / Применение

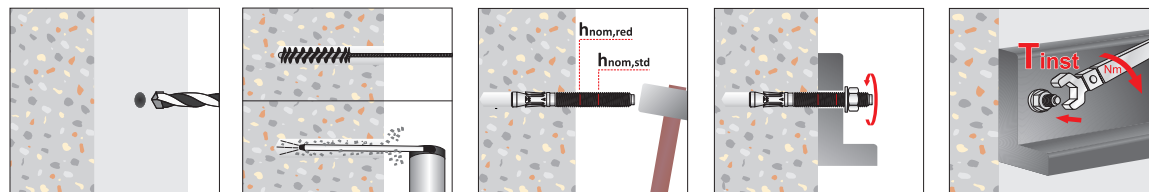
For heavy duty fixings in non-cracked concrete.  
Item included in TADS - Tecfi Anchor Design Software for computer aided design of Anchorage.

Tecfi Anchor Design Software [www.tecfi.it/tads](http://www.tecfi.it/tads)

DoP




Installation sequence / Instructions de mise en oeuvre / Setzanweisung / Secuencia de instalación / Порядок монтажа



t<sub>fix,std</sub> - maximum thickness of fixture with standard embedment depth (see ETA 13/1012)  
t<sub>fix,red</sub> - maximum thickness of fixture with reduced embedment depth (see ETA 13/1012)

Box / Boîte / Verpackung  
Caja / Упаковка



# ZJE 31

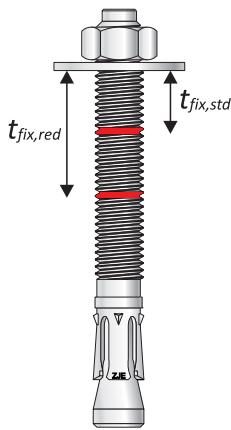
🇬🇧 **Wedge anchor in carbon steel, with nut and large series washer, zinc plated, ETA-CE Opt.7 certified**

🇫🇷 Barre d'ancrage zinguée avec écrou et rondelle large, certification ETA-CE Option 7

🇩🇪 Verzinkter Bolzenanker mit Sechskantmutter und breiter Scheibe, mit ETA-CE Zulassung Option 7

🇪🇸 Anclaje macho montado con tuerca y arandela ancha, de acero cincado, Homologado ETA-CE Opción 7

🇷🇺 Анкерный болт со специальным распорным кольцом из оцинкованной стали, с гайкой и широкой шайбой, с сертификатом ETA-CE опция 7



Item code	Anchor size Ø x L (mm)	Fixture thickness (mm)		Pcs. per box	Pcs. per carton
		t <sub>fix,std</sub>	t <sub>fix,red</sub>		
<b>Ø 6 / SW: 10</b>					
★ ZJE 31 06 060	6 x 60	2	-	100	1.000
★ ZJE 31 06 080	6 x 80	22	-	100	500
★ ZJE 31 06 100	6 x 100	42	-	100	500
★ ZJE 31 06 120	6 x 120	62	-	100	500
<b>Ø 8 / SW: 13</b>					
★ ZJE 31 08 060	8 x 60	-	2	100	500
★ ZJE 31 08 075	8 x 75	4	17	50	250
★ ZJE 31 08 090	8 x 90	19	32	50	250
★ ZJE 31 08 115	8 x 115	44	57	50	250
★ ZJE 31 08 130	8 x 130	59	72	50	250
<b>Ø 10 / SW: 17</b>					
★ ZJE 31 10 070	10 x 70	-	3	50	250
★ ZJE 31 10 080	10 x 80	-	13	50	250
★ ZJE 31 10 090	10 x 90	10	23	50	250
★ ZJE 31 10 120	10 x 120	40	53	25	125
★ ZJE 31 10 150	10 x 150	70	83	25	125
<b>Ø 12 / SW: 19</b>					
★ ZJE 31 12 090	12 x 90	-	11	25	125
★ ZJE 31 12 110	12 x 110	16	31	25	125
★ ZJE 31 12 140	12 x 140	46	61	20	100
★ ZJE 31 12 160	12 x 160	66	81	15	75
★ ZJE 31 12 180	12 x 180	86	101	15	75
★ ZJE 31 12 200	12 x 200	106	121	15	75
★ ZJE 31 12 250	12 x 250	156	171	15	75
★ ZJE 31 12 280	12 x 280	186	201	10	50
<b>Ø 14 / SW: 22</b>					
★ ZJE 31 14 120	14 x 120	12	-	15	75
★ ZJE 31 14 145	14 x 145	37	-	15	75
★ ZJE 31 14 170	14 x 170	62	-	10	50
<b>Ø 16 / SW: 24</b>					
★ ZJE 31 16 125	16 x 125	1	20	10	50
★ ZJE 31 16 145	16 x 145	21	40	10	50
★ ZJE 31 16 170	16 x 170	46	65	10	50
★ ZJE 31 16 220	16 x 220	96	115	5	25
★ ZJE 31 16 250	16 x 250	126	145	5	25
★ ZJE 31 16 280	16 x 280	156	175	5	25
<b>Ø 20 / SW: 30</b>					
★ ZJE 31 20 170	20 x 170	21	47	5	25
★ ZJE 31 20 220	20 x 220	71	97	5	25

New Item ⚠️

★ ETA-CE Certified item according to EAD 330232-00-0601 / Produit Certifié ETA-CE - pour applications selon l' EAD 330232-00-0601 / ETA-CE zertifiziertes Produkt - für Anwendungen gemäß EAD 330232-00-0601 / Homologación ETA-CE - para aplicaciones según EAD 330232-00-0601 / Сертифицированный ETA-CE EAD 330232-00-0601

⚠️ Available from October 2023 / Disponible à compter de Octobre 2023 / Verfügbar ab Oktober 2023 / Disponible desde Octubre 2023 / В наличии с октября 2023



European Technical Assessment  
EAD330232-00-0601  
OPTION 7: for non-cracked concrete

Usage / Utilisation / Benutzung / Uso / Применение



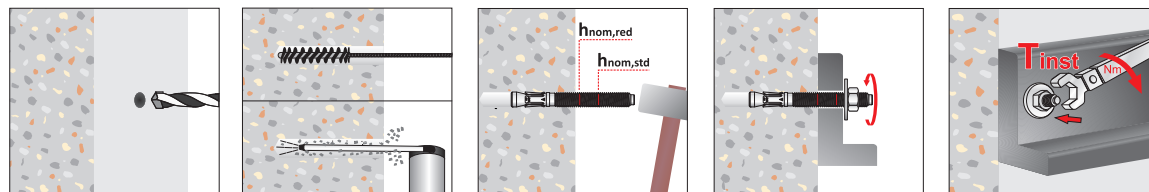
For heavy duty fixings in non-cracked concrete.  
Item included in TADS - Tecfi Anchor Design Software for computer aided design of Anchorage.

Tecfi Anchor Design Software [www.tecfi.it/tads](http://www.tecfi.it/tads)

DoP




Installation sequence / Instructions de mise en oeuvre / Setzanweisung / Secuencia de instalación / Порядок монтажа



t<sub>fix,std</sub> - maximum thickness of fixture with standard embedment depth (see ETA 13/1012)  
t<sub>fix,red</sub> - maximum thickness of fixture with reduced embedment depth (see ETA 13/1012)

Box / Boîte / Verpackung  
Caja / Упаковка



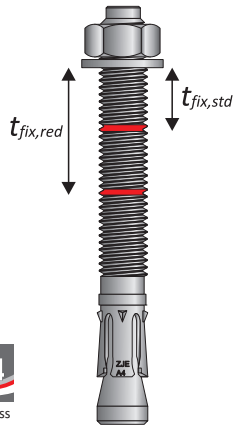
## 🇬🇧 A4 (AISI 316) stainless steel wedge anchor, with nut and washer, ETA-CE Opt.7 certified

🇫🇷 Barre d'ancrage en acier Inox A4 (AISI 316) avec écrou et rondelle, certification ETA-CE Option 7

🇩🇪 Bolzenanker aus Edelstahl A4 (AISI 316) mit Sechskantmutter und Scheibe, mit ETA-CE Zulassung Option 7

🇪🇸 Anclaje macho montado con tuerca y arandela, de Acero Inoxidable A4 (AISI 316), Homologado ETA-CE Opción 7

🇷🇺 Анкерный болт со специальным распорным кольцом из нержавеющей стали A4 (AISI 316), с гайкой и шайбой, с сертификатом ETA-CE опция 7



Item code	Anchor size Ø x L (mm)	Fixture thickness (mm)		Pcs. per box	Pcs. per carton
		t <sub>fix,std</sub>	t <sub>fix,red</sub>		
<b>Ø 6 / SW: 10</b>					
★ ZJE 71 06 060	6 x 60	2	-	100	1.000
★ ZJE 71 06 080	6 x 80	22	-	100	500
<b>Ø 8 / SW: 13</b>					
★ ZJE 71 08 075	8 x 75	5	17	50	250
★ ZJE 71 08 090	8 x 90	20	32	50	250
★ ZJE 71 08 115	8 x 115	45	57	50	250
<b>Ø 10 / SW: 17</b>					
★ ZJE 71 10 070	10 x 70	-	3	50	250
★ ZJE 71 10 090	10 x 90	10	23	50	250
★ ZJE 71 10 120	10 x 120	40	53	25	125
★ ZJE 71 10 150	10 x 150	70	83	25	125
<b>Ø 12 / SW: 19</b>					
★ ZJE 71 12 090	12 x 90	-	13	25	125
★ ZJE 71 12 110	12 x 110	18	33	25	125
★ ZJE 71 12 140	12 x 140	48	63	20	100
★ ZJE 71 12 180	12 x 180	88	103	15	75
<b>Ø 16 / SW: 24</b>					
⚠ ZJE 71 16 090	16 x 90	-	-	10	50
★ ZJE 71 16 125	16 x 125	3	22	10	50
★ ZJE 71 16 145	16 x 145	23	42	10	50
★ ZJE 71 16 170	16 x 170	48	67	10	50
<b>Ø 20 / SW: 30</b>					
★ ZJE 71 20 170	20 x 170	23	49	5	25
★ ZJE 71 20 220	20 x 220	73	99	5	25

New Item

⚠ **ETA-CE Certified item according to EAD 330232-00-0601 / Produit Certifié ETA-CE- pour applications selon l' EAD 330232-00-0601 / ETA-CE zertifiziertes Produkt - für Anwendungen gemäß EAD 330232-00-0601 / Homologación ETA-CE – para aplicaciones según EAD 330232-00-0601 / Сертифицированный ETA-CE EAD 330232-00-0601**

⚠ **Item without ETA-CE Certification/Article sans certification/Artikel ohne Zulassung/Medida no homologada ETA-CE/Армукун без сертификата ETA-CE**

⚠ **Available from October 2023 / Disponible à compter de Octobre 2023 / Verfügbar ab Oktober 2023 / Disponible desde Octubre 2023 / В наличии с октября 2023**



European Technical Assessment  
EAD330232-00-0601  
OPTION 7: for non-cracked concrete

Usage / Utilisation / Benutzung / Uso / Применение

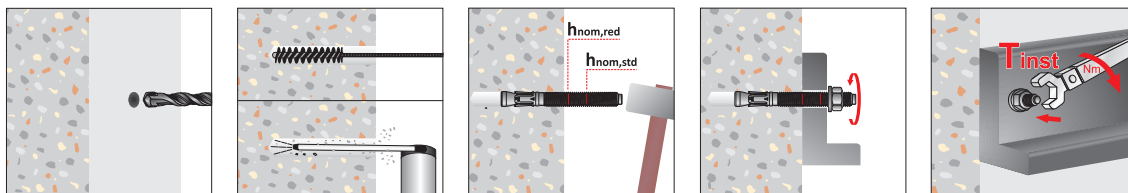
For heavy duty fixings in non-cracked concrete.  
Item included in TADS - Tecfi Anchor Design Software for computer aided design of Anchorage.

Tecfi Anchor Design Software [www.tecfi.it/tads](http://www.tecfi.it/tads)

DoP




Installation sequence / Instructions de mise en oeuvre / Setzanweisung / Secuencia de instalación / Порядок монтажа



t<sub>fix,std</sub> - maximum thickness of fixture with standard embedment depth (see ETA 13/1012)  
t<sub>fix,red</sub> - maximum thickness of fixture with reduced embedment depth (see ETA 13/1012)

Box / Boîte / Verpackung  
Caja / Упаковка



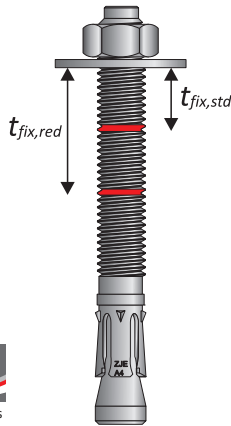
## 🇬🇧 A4 (AISI 316) stainless steel wedge anchor, with nut and large series washer, ETA-CE Opt.7 certified

🇫🇷 Barre d'ancrage en acier Inox A4 (AISI 316) avec écrou et rondelle large, certification ETA-CE Option 7

🇩🇪 Bolzenanker aus Edelstahl A4 (AISI 316) mit Sechskantmutter und breiter Scheibe, mit ETA-CE Zulassung Option 7

🇪🇸 Anclaje macho montado con tuerca y arandela ancha, de Acero Inoxidable A4 (AISI 316), Homologado ETA-CE Opción 7

🇷🇺 Анкерный болт со специальным распорным кольцом из нержавеющей стали A4 (AISI 316), с гайкой и широкой шайбой, с сертификатом ETA-CE опция 7



Item code	Anchor size Ø x L (mm)	Fixture thickness (mm)		Pcs. per box	Pcs. per carton
		t <sub>fix,std</sub>	t <sub>fix,red</sub>		
<b>Ø 6 / SW: 10</b>					
🌟 ZJE 81 06 060	6 x 60	2	-	100	1.000
🌟 ZJE 81 06 080	6 x 80	22	-	100	500
<b>Ø 8 / SW: 13</b>					
🌟 ZJE 81 08 075	8 x 75	4	17	50	250
🌟 ZJE 81 08 090	8 x 90	19	32	50	250
🌟 ZJE 81 08 115	8 x 115	44	57	50	250
<b>Ø 10 / SW: 17</b>					
🌟 ZJE 81 10 070	10 x 70	-	3	50	250
🌟 ZJE 81 10 090	10 x 90	10	23	50	250
🌟 ZJE 81 10 120	10 x 120	40	53	25	125
🌟 ZJE 81 10 150	10 x 150	70	83	25	125
<b>Ø 12 / SW: 19</b>					
🌟 ZJE 81 12 090	12 x 90	-	11	25	125
🌟 ZJE 81 12 110	12 x 110	16	31	25	125
🌟 ZJE 81 12 140	12 x 140	46	61	20	100
<b>New Item</b> 🌟 ZJE 81 12 180	12 x 180	86	101	15	75
<b>Ø 16 / SW: 24</b>					
⚠️ ZJE 81 16 090	16 x 90	-	-	10	50
🌟 ZJE 81 16 125	16 x 125	1	20	10	50
🌟 ZJE 81 16 145	16 x 145	21	40	10	50
🌟 ZJE 81 16 170	16 x 170	46	65	10	50
<b>Ø 20 / SW: 30</b>					
🌟 ZJE 81 20 170	20 x 170	21	47	5	25
🌟 ZJE 81 20 220	20 x 220	71	97	5	25
🌟 <b>ETA-CE Certified item according to EAD 330232-00-0601 / Produit Certifié ETA-CE - pour applications selon l' EAD 330232-00-0601 / ETA-CE zertifiziertes Produkt - für Anwendungen gemäß EAD 330232-00-0601 / Homologación ETA-CE - para aplicaciones según EAD 330232-00-0601 / Сертифицированный ETA-CE EAD 330232-00-0601</b>					
⚠️ <b>Item without ETA-CE Certification / Article sans certification / Artikel ohne Zulassung / Medida no homologada ETA-CE / Арматура без сертификата ETA-CE</b>					
⚠️ <b>Available from October 2023 / Disponible à compter de Octobre 2023 / Verfügbar ab Oktober 2023 / Disponible desde Octubre 2023 / В наличии с октября 2023</b>					



European Technical Assessment  
EAD330232-00-0601  
OPTION 7: for non-cracked concrete

Usage / Utilisation / Benutzung / Uso / Применение



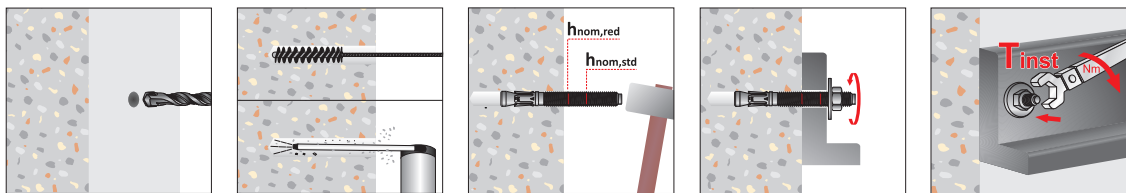
For heavy duty fixings in non-cracked concrete.  
Item included in TADS - Tecfi Anchor Design Software for computer aided design of Anchorage.

Tecfi Anchor Design Software [www.tecfi.it/tads](http://www.tecfi.it/tads)

DoP



Installation sequence / Instructions de mise en oeuvre / Setzanweisung / Secuencia de instalación / Порядок монтажа



t<sub>fix,std</sub> - maximum thickness of fixture with standard embedment depth (see ETA 13/1012)  
t<sub>fix,red</sub> - maximum thickness of fixture with reduced embedment depth (see ETA 13/1012)

Box / Boîte / Verpackung  
Caja / Упаковка



# AJ 04

 **Wedge anchor with steel clip, assembled with hex nut and washer, zinc plated**

 Barre d'ancrage en acier zingué avec tôle mince, écrou hexagonal et rondelle

 Verzinkter Anker mit Feinblech, Sechskantmutter und Scheibe

 Anclaje con grapa de acero cincado, montado con tuerca hexagonal y arandela, de acero cincado


 Оцинкованный анкерный болт с распорным кольцом из оцинкованной стали с шестигранной гайкой и шайбой



New Item


Technical Data Sheet



Item code	Size $\varnothing \times L / t_{fix}$ (mm)	Pcs. per box	Pcs. per carton
<b>Ø 8 / SW: 13</b>			
AJ 04 08 075	8 x 75 / 10	100	500
AJ 04 08 095	8 x 95 / 30	100	500
AJ 04 08 115	8 x 115 / 50	50	500
AJ 04 08 135	8 x 135 / 70	50	500
<b>Ø 10 / SW: 17</b>			
AJ 04 10 070	10 x 70 / 5	50	500
AJ 04 10 080	10 x 80 / 5	50	250
AJ 04 10 090	10 x 90 / 15	50	250
AJ 04 10 100	10 x 100 / 25	50	250
AJ 04 10 120	10 x 120 / 45	50	250
AJ 04 10 140	10 x 140 / 65	50	250
<b>Ø 12 / SW: 19</b>			
AJ 04 12 080	12 x 80 / 5	50	250
AJ 04 12 095	12 x 95 / 5	50	250
AJ 04 12 110	12 x 110 / 20	50	250
AJ 04 12 130	12 x 130 / 40	25	125
AJ 04 12 160	12 x 160 / 70	25	125
 AJ 04 12 280	12 x 280 / 190	10	50
<b>Ø 16 / SW: 24</b>			
AJ 04 16 125	16 x 125 / 5	25	125
AJ 04 16 145	16 x 145 / 25	20	100
AJ 04 16 180	16 x 180 / 60	15	75
<b>Ø 24 / SW: 36</b>			
AJ 04 24 160	24 x 160 / 10	5	25
AJ 04 24 200	24 x 200 / 30	5	25
AJ 04 24 260	24 x 260 / 90	5	15
AJ 04 24 310	24 x 310 / 140	5	15


 **Until stockout / Jusqu'à épuisement de stocks / Solange der Vorrat reicht / Hasta agotar existencias / до окончания стока**

Installation sequence / Instructions de mise en oeuvre / Setzanweisung / Secuencia de instalación / Порядок монтажа



For general fixings in concrete.

Box / Boîte / Verpackung  
Caja / Упаковка



# AJ 02

Until stockout / Jusqu'à épuisement de stocks / Jusqu'à épuisement de stocks / Solange der Vorrat reicht / Hasta agotar existencias / до окончания стока

## Wedge anchor with double A2 stainless steel clip, assembled with hex nut and washer, zinc plated

Barre d'ancrage en acier zingué avec deux tôles minces en Acier Inox A2, écrou hexagonal zingué et rondelle

Verzinkter Anker mit doppeltem Feinblech aus Edelstahl A2, verzinkter Sechskantmutter und Scheibe

Anclaje con doble grapa de acero inoxidable A2, montado con tuerca hexagonal y arandela, de acero cincado

Оцинкованный анкерный болт с двойным стальным распорным кольцом из нержавеющей стали A2 с шестигранной гайкой и шайбой



SW




CrVI Free

Technical Data Sheet




Item code	Size $\varnothing \times L / t_{fix}$ (mm)	Pcs. per box	Pcs. per carton
<b><math>\varnothing 6</math> / SW: 10</b>			
AJ 02 06 065	6 x 65 / 15	100	1.000
AJ 02 06 100	6 x 100 / 50	100	1.000
<b><math>\varnothing 8</math> / SW: 13</b>			
AJ 02 08 060	8 x 60 / 5	100	1.000
AJ 02 08 080	8 x 80 / 25	100	500
AJ 02 08 115	8 x 115 / 60	50	500
AJ 02 08 135	8 x 135 / 80	50	500
<b><math>\varnothing 10</math> / SW: 17</b>			
AJ 02 10 070	10 x 70 / 5	50	500
AJ 02 10 140	10 x 140 / 75	50	250
<b><math>\varnothing 12</math> / SW: 19</b>			
AJ 02 12 100	12 x 100 / 20	50	250
AJ 02 12 140	12 x 140 / 60	25	125
AJ 02 12 180	12 x 180 / 100	25	125

Installation sequence / Instructions de mise en oeuvre / Setzanweisung / Secuencia de instalación / Порядок монтажа



For general fixings in concrete.

Box / Boîte / Verpackung  
Caja / Упаковка



# HLE 01

**Zinc plated drop-in anchor, with internal and pre-assembled cone, to be hammered with setting tool (item HME01), ETA-CE Option 7 certified**

Cheville zinguée avec cône d'expansion intérieur, à marteler avec outil (code HM 01) certifié ETA-CE Option 7

Verzinkter Drop-in Dübel, mit intern vormontiertem Konus, gehämmert mit Spezialwerkzeug (Artikel HME01), ETA-CE Option 7 zertifiziert.

Anclaje hembra con cono interior, de acero cincado, Homologado ETA-CE Opción 7

Оцинкованный забивной анкер, с сертификатом ETA-CE опция 7



DoP



European Technical Assessment  
EAD 330747-00-0601

Fasteners for use in concrete for redundant non-structural systems for cracked and non-cracked concrete



European Technical Assessment  
EAD 330232-00-0601

OPTION 7: for non-cracked concrete

Item code	Size	Pcs. per box	Pcs. per carton
	M x Ø x L (mm)		
HLE 01 06 025	M6 x 8 x 25	100	2.000
HLE 01 08 030	M8 x 10 x 30	100	1.600
HLE 01 10 030	M10 x 12 x 30	50	1.000
HLE 01 10 040	M10 x 12 x 40	50	1.000
HLE 01 12 050	M12 x 15 x 50	50	500
HLE 01 16 065	M16 x 20 x 65	25	200

### Available on request

HLE 01 08 025	M8 x 10 x 25	100	1.600
HLE 01 08 040	M8 x 10 x 40	100	1.600
HLE 01 10 025	M10 x 12 x 25	50	1.000
HLE 01 12 025	M12 x 15 x 25	50	500

**ETA-CE Certified item according to EAD 330232-00-0601** / Produit Certifié ETA-CE - pour applications selon l' EAD 330232-00-0601 / ETA-CE zertifiziertes Produkt - für Anwendungen gemäß EAD 330232-00-0601 / Homologación ETA-CE - para aplicaciones según EAD 330232-00-0601 / Сертифицированный ETA-CE EAD 330232-00-0601

**ETA-CE Certified item according to EAD 330747-00-0601** / Produit Certifié ETA-CE - pour applications selon l' EAD 330747-00-0601 / ETA-CE zertifiziertes Produkt - für Anwendungen gemäß EAD 330747-00-0601 / Homologación ETA-CE - para aplicaciones según EAD 330747-00-0601 / Сертифицированный ETA-CE EAD 330747-00-0601

**R120 Fire Resistance Certified item** / Résistance au feu / Feuerwiderstand  
Homologación de resistencia al fuego / Сертификат пожарной безопасности

**Available on request (quantity and delivery time to be agreed)** / Disponible sur demande (quantité et délai de livraison à concorder) / Auf Anfrage verfügbar (Menge und Liefertermin zu vereinbaren) / Disponible bajo solicitud, con cantidad y plazo de entrega a concordar / Производство на заказ, количество и сроки по договоренности

**HME 01** Zinc plated special tool, suitable for hammering item HLE 01 (Drop-in anchor)

Outil zingué pour le montage des chevilles HLE01, certifié / Verzinktes Spezialwerkzeug geeignet zum einhämmern von Artikel HLE 01 (Drop-in Dübel) / Expansionador manual de acero cincado, para anclaje hembra HLE 01 / Оцинкованный инструмент для забивной анкера HLE 01



European Technical Assessment

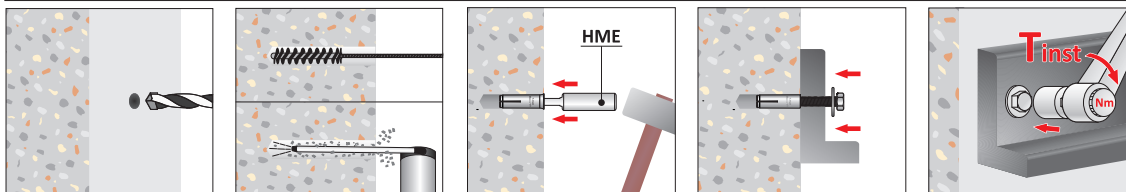
Item code	Suitable for anchor	Pcs. per carton
	M x Ø x L (mm)	
HME 01 06 025	M6 x 8 x 25	1
HME 01 08 030	M8 x 10 x 30	1
HME 01 10 030	M10 x 12 x 30	1
HME 01 10 040	M10 x 12 x 40	1
HME 01 12 050	M12 x 15 x 50	1
HME 01 16 065	M16 x 20 x 65	1

### Available on request


HME 01 08 025	M8 x 10 x 25	1
HME 01 08 040	M8 x 10 x 40	1
HME 01 10 025	M10 x 12 x 25	1
HME 01 12 025	M10 x 12 x 25	1

**Available on request (quantity and lead time to be agreed)** / Disponible sur demande (quantité et délai de livraison à concorder) / Verfügbar auf Anfrage (menge und Liefertermin zu vereinbaren) / Disponible bajo solicitud (cantidad y tiempos de entrega a concordar) / На заказ (количество и срок поставки по соглашению)

Installation sequence / Instructions de mise en oeuvre / Setzanweisung / Secuencia de instalación / Порядок монтажа



Box / Boîte / Verpackung  
Caja / Упаковка





# HL 01

Zinc plated drop-in anchor, with internal and pre-assembled cone, to be hammered with setting tool (item HM01)

Cheville zinguée avec cône d'expansion intérieur, à marteler avec outil (code HM 01)

Verzinkter Dübel mit Innenkonus, mit Werkzeuge (Kodex HM 01) zu hämmern

Anclaje hembra con cono interior, clavable con expansionador manual (artículo HM 01), de acero cincado

Оцинкованный забивной анкер (инструмент для забивания HM01)



Item code	Size	Pcs. per box	Pcs. per carton
	M x Ø x L (mm)		
HL 01 06 025	M6 x 8 x 25	100	1.600
HL 01 08 030	M8 x 10 x 30	100	1.600
HL 01 10 040	M10 x 12 x 40	50	1.000
HL 01 12 050	M12 x 15 x 50	50	500
HL 01 16 065	M16 x 20 x 65	25	200
HL 01 20 080	M20 x 25 x 80	25	100



Technical Data Sheet



**HM 01** Zinc plated special tool, suitable for hammering item HL 01 (Drop-in anchor)

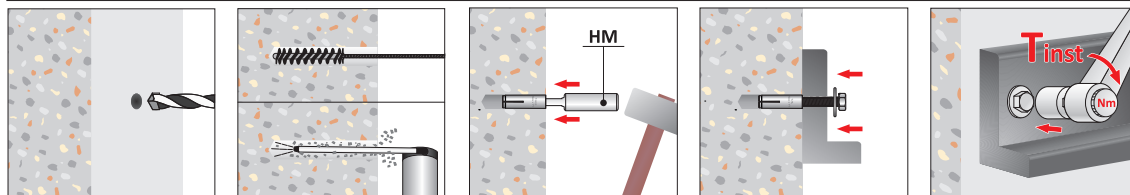
Outil zingué pour le montage des chevilles HL 01 à marteler / Verzinktes Werkzeug für die Montage des Dübels HL 01, zu hämmern / Expansionador manual de acero cincado, para anclaje hembra HL 01 / Оцинкованный инструмент для забивного анкера HL01




Item code	Suitable for anchor	Pcs. per box
	M	
HM 01 06 115	M6	1
HM 01 08 115	M8	1
HM 01 10 127	M10	1
HM 01 12 140	M12	1
HM 01 16 152	M16	1
HM 01 20 152	M20	1



Installation sequence / Instructions de mise en oeuvre / Setzanweisung / Secuencia de instalación / Порядок монтажа




Box / Boîte / Verpackung  
Caja / Упаковка



# AW 01

## 🇬🇧 Sleeve anchor with flanged nut with serration, zinc plated

- 🇫🇷 Cheville à douille zinguée avec écrou à embase moleté
- 🇩🇪 Verzinkter Hülsenanker mit gerändelter Schraubenmutter mit Flansch
- 🇪🇸 Anclaje de camisa con tuerca rebordeada y estriada, de acero cincado
- 🇷🇺 Оцинкованный анкер с фланцевой гайкой



SW

Technical Data Sheet




Item code	Anchor size $\varnothing \times L / t_{fix}$ (mm)	Stud size M	Pcs. per box	Pcs. per carton
<b><math>\varnothing 8 / M6 / SW: 10</math></b>				
AW 01 08 065	8 x 65 / 10	M6	50	500
<b><math>\varnothing 10 / M8 / SW: 13</math></b>				
AW 01 10 050	10 x 50 / 10	M8	50	500
AW 01 10 077	10 x 77 / 15	M8	50	500
AW 01 10 097	10 x 97 / 20	M8	50	500
<b><math>\varnothing 12 / M10 / SW: 15</math></b>				
AW 01 12 075	12 x 75 / 10	M10	25	250
AW 01 12 099	12 x 99 / 20	M10	25	250
AW 01 12 129	12 x 129 / 30	M10	25	250
<b><math>\varnothing 16 / M12 / SW: 18</math></b>				
AW 01 16 111	16 x 111 / 20	M12	15	150
AW 01 16 147	16 x 147 / 30	M12	15	75

# EB 01


## 🇬🇧 Zinc plated hit anchor with flanged nut

- 🇫🇷 Barre d'ancrage en acier zingué à marteler, avec écrou à embase
- 🇩🇪 Verzinkter Anker zu hämmern und Schraubenmutter mit Flansch
- 🇪🇸 Anclaje clavable con tuerca rebordeada, de acero cincado
- 🇷🇺 Оцинкованный ударный анкер с фланцевой гайкой



SW

Usage / Utilisation / Benutzung / Uso / Применение

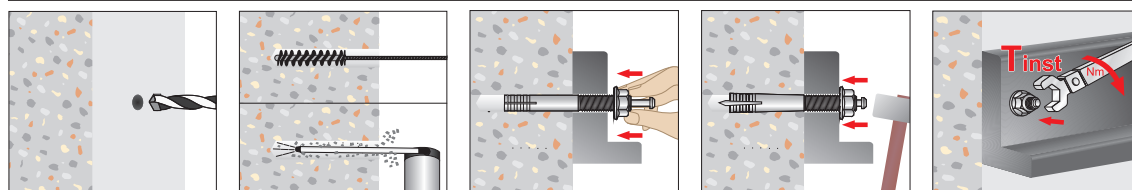


For general fixings in concrete.

Until stockout / Jusqu'à épuisement de stocks / Jusqu'à épuisement de stocks / Solange der Vorrat reicht / Hasta agotar existencias / до окончания стока

Item code	Size $\varnothing \times L / t_{fix}$ (mm)	Pcs. per box	Pcs. per carton
<b><math>\varnothing 6 / SW: 10</math></b>			
EB 01 06 045	6 x 45 / 5	50	500
EB 01 06 060	6 x 60 / 20	50	500
<b><math>\varnothing 8 / SW: 13</math></b>			
EB 01 08 050	8 x 50 / 5	50	500
EB 01 08 070	8 x 70 / 25	50	500
<b><math>\varnothing 10 / SW: 15</math></b>			
EB 01 10 060	10 x 60 / 5	50	500
EB 01 10 080	10 x 80 / 25	50	250
EB 01 10 100	10 x 100 / 45	50	250
EB 01 10 120	10 x 120 / 65	50	250
<b><math>\varnothing 12 / SW: 18</math></b>			
EB 01 12 070	12 x 70 / 5	25	250
EB 01 12 090	12 x 90 / 25	25	250
EB 01 12 120	12 x 120 / 55	25	125
<b><math>\varnothing 16 / SW: 24</math></b>			
EB 01 16 100	16 x 100 / 5	20	100
EB 01 16 120	16 x 120 / 25	20	100

Installation sequence / Instructions de mise en oeuvre / Setzanweisung / Secuencia de instalación / Порядок монтажа



Technical Data Sheet



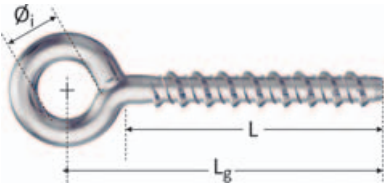
# FX 01<sup>NEW</sup> - FXL 01<sup>NEW</sup>



**Welded eyebolt concrete screw (Patented thread), carbon steel, hardened, zinc plated**

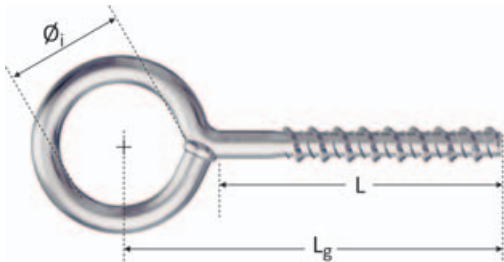
- Vis à béton (filetage breveté) à œil soudé en acier au carbone, zingué
- Geschweisster Augbolzen aus Kohlenstoffstahl (mit patentiertem Gewinde), einsatzgehärtet, verzinkt
- Argolla con rosca patentada para hormigón, de acero cementado, cincada
- Приварной оцинкованный рым-болт по бетону из закаленной углеродистой стали

**FX 01** eye  $\varnothing$  23 mm / œil  $\varnothing$  23 mm / Auge  $\varnothing$  23 mm / ojo  $\varnothing$  23 mm /  $\varnothing$  проушины 23



Item code	Eyebolt size $\varnothing \times L / L_g$ (mm)	Eye diameter $\varnothing_i$ (mm)	Embedment depth $h_{nom}$	Pcs. per box	Pcs. per carton
$\varnothing$ 14 / $\varnothing$ hole: 12 mm					
<b>FX 01 14 080</b>	14 x 80 / 105	23	75	20	100
<b>FX 01 14 105</b>	14 x 105 / 130	23	100	20	100

**FXL 01** eye  $\varnothing$  50 mm / œil  $\varnothing$  50 mm / Auge  $\varnothing$  50 mm / ojo  $\varnothing$  50 mm /  $\varnothing$  проушины 50



Item code	Eyebolt size $\varnothing \times L / L_g$ (mm)	Eye diameter $\varnothing_i$ (mm)	Embedment depth $h_{nom}$	Pcs. per box	Pcs. per carton
$\varnothing$ 14 / $\varnothing$ hole: 12 mm					
<b>FXL 01 14 110</b>	14 x 110 / 150	50	100	15	45
<b>FXL 01 14 170</b>	14 x 170 / 210	50	100	15	45
Available from November 2023 / Disponible à compter de novembre 2023 / Verfügbar ab November 2023 / Disponible desde noviembre de 2023 / В наличии с ноября 2023 года					

## Descrizione

Welded eyebolt concrete screw (Patented thread), carbon steel, hardened, zinc plated (CrVI free), for direct fixings to concrete without anchor/plug, suitable for various fixing needs (eg. ropes, nets, ground-supported scaffolding to buildings, etc.).

**FX 01:** eye  $\varnothing$  23 mm

**FXL 01:** eye  $\varnothing$  50 mm



Technical Data Sheet



Box / Boîte / Verpackung  
Caja / Упаковка



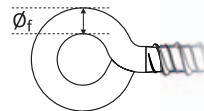
# ZM 03<sup>NEW</sup>

**Special "impact" socket with "U" grooves, female square drive 1/2", for eyebolts driving**

- Douille carrée spéciale avec rainures en «U», carré femelle 1/2", pour l'entraînement des vis à béton avec œil
- Spezial "Impakt" Vierkantbuchse mit "U" Rille, weiblich Vierkanttrieb 1/2", für die Installation von Augbolzen
- Boca especial tipo "impact" con ranuras en "U", conexión cuadrada hembra 1/2", para la instalación de argollas
- Специальная квадратная головка-накопитель с «U» образным позом, с внутренним квадратом 1/2 дюма, для ввинчивания рым-болтов



Item code	Eyebolt wire diameter ( $\varnothing_f$ ) min/max (mm)	Pcs. per box	Pcs. per carton
<b>ZM 03 13 045</b>	10 / 13,5	10	100



Usage / Utilisation / Benutzung / Uso / Применение





# DE 02 - DE 03



**Steel anchor with wings with SER-GOLF® (eye Ø 50 mm), the special and PATENTED hot forged eyebolt for ground-supported scaffolding fixing to buildings**

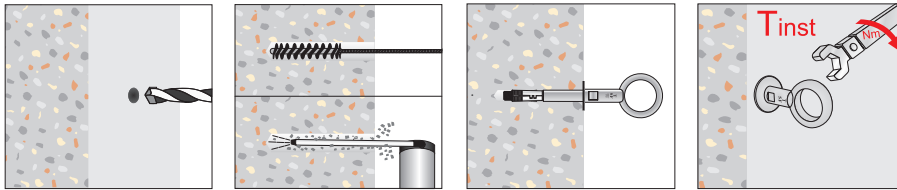
- Cheville en acier avec ailettes avec SER-GOLF®, le piton mâle forgé BREVETÉ pour les échafaudages appuyés par terre
- Verzinkter Anker mit zwei Flügel mit SER-GOLF®, der PATENTIERT geschmiedene Augbolzen für Bodengerüste
- Anclaje de acero con alas, montado con SER-GOLF®, la especial argolla PATENTADA forjada en caliente, para la fijación en fachada de andamios apoyados en el suelo
- Стальной анкер с блокировочными усам с запатентованным рым-болтом SER-GOLF® для крепления строительных лесов стоечного типа



Item code	Anchor size Ø x La (mm)	Eyebolt size M x L / Lg (mm)	Pcs. per carton
<b>M10 / SW: 17</b>			
DE 02 10 120	16 x 60	M10 x 120 / 220	15
DE 02 10 170	16 x 60	M10 x 170 / 270	15

Item code	Anchor size Ø x La (mm)	Eyebolt size M x L / Lg (mm)	Pcs. per carton
<b>M12 / SW: 17</b>			
DE 03 12 120	18 x 75	M12 x 120 / 220	10
DE 03 12 170	18 x 75	M12 x 170 / 270	10

Installation sequence / Instructions de mise en oeuvre / Setzanweisung / Secuencia de instalación / Порядок монтажа



Steel anchor with wings with a special hot forged eyebolt (eye Ø 50 mm), for ground-supported scaffolding fixing to buildings. The new hot forged eyebolt SER-GOLF (PATENT PENDING) is provided with two flat grounded surfaces (AF 17 mm) which allow the driving in the steel anchor with torque wrench, for a perfect fixing and to avoid eyebolt breaking and failures.



Technical Data Sheet

Box / Boîte / Verpackung  
Caja / Упаковка




# DC 02



**SER-GOLF® - The special and PATENTED hot forged eyebolt (eye Ø 50 mm) for ground-supported scaffolding fixing to buildings**


- SER-GOLF® - Le piton mâle forgé BREVETÉE (oeillet Ø 50 mm), pour les échafaudages appuyés par terre
- SER-GOLF® - Der PATENTIERTE geschmiedene Augbolzen (Auge Ø 50 mm) für Bodengerüste
- SER-GOLF® - la especial argolla PATENTADA forjada en caliente (ojo Ø 50 mm), para la fijación en fachada de andamios apoyados en el suelo
- SER-GOLF® - Запатентованный рым-болт (Ø проушины 50 мм) для крепления строительных лесов стоечного типа



Item code	Eyebolt size M x L / Lg (mm)	Pcs. per carton
<b>M10 / SW: 17</b>		
DC 02 10 220	M10 x 120 / 220	15
DC 02 10 270	M10 x 170 / 270	15
<b>M12 / SW: 17</b>		
DC 02 12 220	M12 x 120 / 220	10
DC 02 12 270	M12 x 170 / 270	10

# SerGOLF®

THE SPECIAL AND PATENTED HOT FORGED EYEBOLT  
WITH TWO FLAT GROUNDED SURFACES (AF 17 MM)



SER-GOLF (PATENTED) - Special scaffolding fixing system to buildings, is provided with two flat grounded surfaces (AF 17 mm) for driving the steel anchor with torque wrench, avoiding eyebolt damages or anchor failures, and assuring a perfect fixing.



CrVI free  
in compliance with European Directive  
RoHS 2 2011/65/UE



NEW

# UF - LQ - LS - LV

 **Welded eyebolt wood screw (eye Ø 50 mm) for ground-supported scaffolding fixing to buildings**

 Piton soudé à bois (oeillet 50 mm.), pour les échafaudages appuyés par terre

 Geschweißter Augbolzen für Holz (Auge 50 mm), für Bodengerüste

 Argolla con rosca para madera (ojo Ø 50 mm), para la fijación en fachada de andamios apoyados en el suelo

 Рым-болт (Ø проушины 50 мм) для строительных лесов стоечного типа




Technical  
Data Sheet




Item code	Eyebolt size Ø x L / Lg (mm)	Pcs. per box	Pcs. per carton
UF 01 12 100	12 x 100 / 140	25	75
UF 01 12 120	12 x 120 / 160	25	75
UF 01 12 140	12 x 140 / 180	20	60
UF 01 12 160	12 x 160 / 200	20	60
UF 01 12 200	12 x 200 / 240	20	60
UF 01 12 240	12 x 240 / 280	15	45
UF 01 12 300	12 x 300 / 340	-	35
UF 01 12 350	12 x 350 / 390	-	35
UF 01 12 400	12 x 400 / 440	-	30
UF 01 12 500	12 x 500 / 540	-	25

**LQ 01** with nylon anchor Ø 14 mm / avec cheville en nylon Ø 14 mm / mit Nylandübel Ø 14 mm / completo de taco de nylon Ø 14 / В комплекте с нейлоновым дюбелем Ø 14




Item code	Anchor size Ø x La (mm)	Eyebolt size Ø x L / Lg (mm)	Pcs. per box	Pcs. per carton
<b>Nylon Anchor 14 x 100</b>				
LQ 01 12 100	14 x 100	12 x 100 / 140	15	75
LQ 01 12 120	14 x 100	12 x 120 / 160	15	45
<b>New Item</b> LQ 01 12 140	14 x 100	12 x 140 / 180	15	45
LQ 01 12 160	14 x 100	12 x 160 / 200	15	45
LQ 01 12 200	14 x 100	12 x 200 / 240	15	45
<b>New Item</b> LQ 01 12 240	14 x 100	12 x 240 / 280	15	45
<b>New Item</b> LQ 01 12 300	14 x 100	12 x 300 / 340	-	35
<b>New Item</b> LQ 01 12 350	14 x 100	12 x 350 / 390	-	35
<b>New Item</b> LQ 01 12 400	14 x 100	12 x 400 / 440	-	30
<b>New Item</b> LQ 01 12 500	14 x 100	12 x 500 / 540	-	25

 for the anchor only as a spare part, see item code: AX0214100 page 501 / pour l'achat de la seule cheville comme pièce de rechange, voir le code: AX0214100 pag. 501 / für den Kauf des Dübels nur als Ersatz, siehe code: AX0214100 - Seite 501 / para comprar el solo taco como recambio, mire código: AX0214100 pag. 501 / при покупке дюбеля только в качестве запасного, см. код: AX0214100 стр. 501

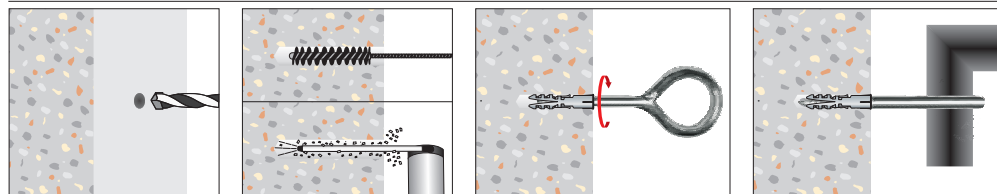
**LS 01 - LV 01** with nylon anchor Ø 16 mm / avec cheville en nylon Ø 16 mm / mit Nylandübel Ø 16 mm / completo de taco de nylon Ø 16 / В комплекте с нейлоновым дюбелем Ø 16



Item code	Anchor size Ø x La (mm)	Eyebolt size Ø x L / Lg (mm)	Pcs. per box	Pcs. per carton
<b>Nylon Anchor 16 x 140</b>				
LS 01 12 160	16 x 140	12 x 160 / 200	15	45
LS 01 12 200	16 x 140	12 x 200 / 240	15	45
<b>Nylon Anchor 16 x 160</b>				
LV 01 12 200	16 x 160	12 x 200 / 240	15	45

 for the anchor only as a spare part, see item code: HH00 page 210 / pour l'achat de la seule cheville comme pièce de rechange, voir le code: HH00 pag. 210 / für den Kauf des Dübels nur als Ersatz, siehe code: HH00 - Seite 210 / para comprar el solo taco como recambio, mire código: HH00 pag. 210 / при покупке дюбеля только в качестве запасного, см. код: HH00 стр. 210

Installation sequence / Instructions de mise en oeuvre / Setzanweisung / Secuencia de instalación / Порядок монтажа




Nylon anchor with special welded eyebolt wood screw (eye Ø 50 mm), for ground-supported scaffolding fixing to buildings. Suitable for fixings in concrete and stones.

Technical  
Data Sheet




Box / Boîte / Verpackung  
Caja / Упаковка



# LW 01

**Steel anchor with welded eyebolt (eye Ø 22 mm), for ground-supported scaffolding fixing to buildings, zinc plated**

- 🇫🇷 Cheville en acier avec piton soudé (oeillet 22 mm.) pour les échafaudages appuyés par terre
- 🇩🇪 Verzinkter Anker mit Augbolzen (Auge Ø 22 mm) für Bodengerüste
- 🇪🇸 Anclaje de acero montado con argolla (ojo Ø 22 mm), para la fijación en fachada de andamios apoyados en el suelo, de acero cincado
- 🇷🇺 Стальной оцинкованный анкер с рым-болтом (Ø проушины 22 мм) для крепления строительных лесов стоечного типа




Item code	Anchor size	Eyebolt size	Pcs. per box	Pcs. per carton
	Ø x La (mm)	M x L / Lg (mm)		
LW 01 12 110	12 x 60	M8 x 110 / 135	15	150
LW 01 12 160	12 x 60	M8 x 160 / 185	15	75
LW 01 12 190	12 x 60	M8 x 190 / 215	10	50

# LM 01

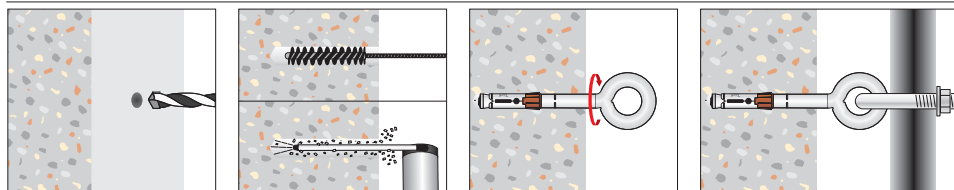
**Welded eyebolt (eye diam. 22 mm.), for ground-supported scaffolding fixing to buildings, zinc plated**

- 🇫🇷 Piton soudé (oeillet 22 mm.) zingué, pour les échafaudages appuyés par terre
- 🇩🇪 Geschweißter Augbolzen (Auge 22 mm), für Bodengerüste
- 🇪🇸 Argolla (ojo Ø 22 mm), para la fijación en fachada de andamios apoyados en el suelo, de acero cincado
- 🇷🇺 Оцинкованный рым-болт (Ø проушины 22 мм) для строительных лесов стоечного типа



Item code	Eyebolt size	Pcs. per box	Pcs. per carton
	M x L / Lg (mm)		
LM 01 12 135	M8 x 110 / 135	15	150
LM 01 12 185	M8 x 160 / 185	15	150
LM 01 12 215	M8 x 190 / 215	10	100

Installation sequence / Instructions de mise en oeuvre / Setzanweisung / Secuencia de instalación / Порядок монтажа




Steel anchor with special welded eyebolt (eye Ø 22 mm), for ground-supported scaffolding fixing to buildings. Suitable for fixings in concrete.

Technical Data Sheet



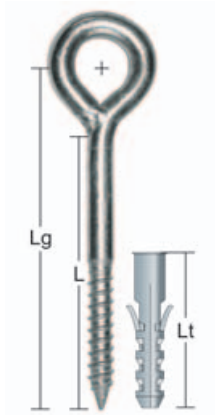
Box / Boîte / Verpackung  
Caja / Упаковка



# DF 01

**🇬🇧 Rimless nylon anchor with a special welded eyebolt wood screw (eye Ø 23 mm) for ground-supported scaffolding fixing to buildings**

- 🇫🇷 Cheville en nylon avec piton à bois soudé (oeillet Ø 23 mm), pour les échafaudages appuyés par terre
- 🇩🇪 Nylandübel mit geschweißtem Augbolzen für Holz (Auge Ø 23 mm) für Bodengerüste
- 🇪🇸 Taco de nylon montado con especial argolla con rosca para madera (ojo Ø 23 mm), para la fijación en fachada de andamios apoyados en el suelo
- 🇷🇺 Нейлоновый дюбель с рым-болтом (Ø проушины 23 мм) для крепления строительных лесов стоечного типа



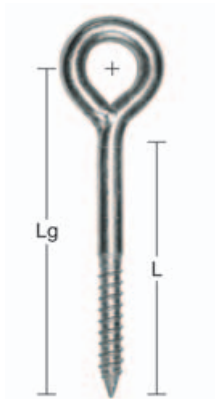
Item code	Anchor size Ø x La (mm)	Eyebolt size Ø x L / Lg (mm)	Pcs. per box	Pcs. per carton
DF 01 12 120	14 x 100	12 x 120 / 145	15	75
DF 01 12 160	14 x 100	12 x 160 / 185	15	75
DF 01 12 190	14 x 100	12 x 190 / 215	15	75
DF 01 12 230	14 x 100	12 x 230 / 255	10	50
DF 01 12 300	14 x 100	12 x 300 / 325	10	50
DF 01 12 350	14 x 100	12 x 350 / 375	-	10
DF 01 12 450	14 x 100	12 x 450 / 475	-	10
DF 01 12 500	14 x 100	12 x 500 / 525	-	10



# DD 01

**🇬🇧 Welded eyebolt wood screw (eye Ø 23 mm) for ground-supported scaffolding fixing to buildings**

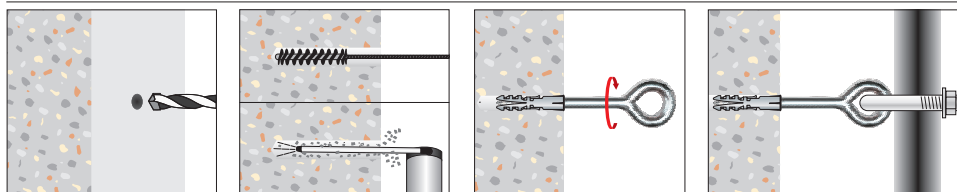
- 🇫🇷 Piton soudé à bois (oeillet 23 mm.), pour les échafaudages appuyés par terre
- 🇩🇪 Geschweißter Augbolzen für Holz (Auge 23 mm), für Bodengerüste
- 🇪🇸 Argolla con rosca para madera (ojo Ø 23 mm), para la fijación en fachada de andamios apoyados en el suelo
- 🇷🇺 Оцинкованный рым-болт (Ø проушины 23 мм) для строительных лесов стоечного типа



Item code	Eyebolt size Ø x L / Lg (mm)	Pcs. per box	Pcs. per carton
DD 01 12 120	12 x 120 / 145	25	125
DD 01 12 160	12 x 160 / 185	20	100
DD 01 12 190	12 x 190 / 215	20	100
DD 01 12 230	12 x 230 / 255	15	75
DD 01 12 300	12 x 300 / 325	15	45
DD 01 12 350	12 x 350 / 375	-	40
DD 01 12 450	12 x 450 / 475	-	35
DD 01 12 500	12 x 500 / 525	-	30



Installation sequence / Instructions de mise en oeuvre / Setzanweisung / Secuencia de instalación / Порядок монтажа



Nylon anchor with special welded eyebolt wood screw (eye Ø 22 mm), for ground-supported scaffolding fixing to buildings. Suitable for fixings in concrete and stones.

Technical Data Sheet



Box / Boîte / Verpackung  
Caja / Упаковка






# DXE 25 <sup>NEW</sup>

**🇬🇧 Sleeve anchor with locked cone nut, assembled with hardened special double curved hook machine screw, for ropes and nets, with hexagonal nut and washer, zinc plated**

- 🇫🇷 Cheville à douille à cône fixe, avec vis métrique spéciale en acier trempé et revenu, un crochet à double courbe pour cordes, câbles et et filets et complet avec écrou et rondelle, zinguée
- 🇩🇪 Verzinkter Hülsenanker mit festem Konus und spezieller metrischer Schraube aus gehärtetem Stahl, mit doppelt gebogenem Haken für Seile, Kabel und Netze, komplett mit Mutter und Unterlegscheibe, verzinkt
- 🇪🇸 Anclaje de camisa con cono enganchado, montado con gancho especial de doble curva de acero cementado, tuerca y arandela, de acero cincado, para cuerdas, cables y redes
- 🇷🇺 Анкер из листового металла с конусом, зацепляемым специальным метрическим винтом из закаленной стали, с двойным изогнутым крюком для канатов, тросов и сетей, в комплекте с гайкой и шайбой, оцинкованный



Item code	Anchor size Ø x L (mm)	Hook size M x Lg (mm)	Pcs. per box	Pcs. per carton
DXE 25 15 060	15 x 60	M10 x 110	15	75
DXE 25 18 075	18 x 75	M12 x 125	10	50

**i** for the anchor only as a spare part, see item code: DX00 page 132 / pour l'achat de la seule cheville comme pièce de rechange, voir le code: DXE00 pag 132 / für den Kauf des Dübels nur als Ersatz, siehe code: DXE00 - Seite 132 / para comprar el solo anclaje como recambio, mire código: DX00 pág. 132 / при покупке дюбеля только в качестве запасного, см. код: DX00 стр. 132



# LZ 25 <sup>NEW</sup>

**🇬🇧 Sleeve anchor assembled with hardened special double curved hook machine screw, for ropes and nets, with hexagonal nut and washer, zinc plated**

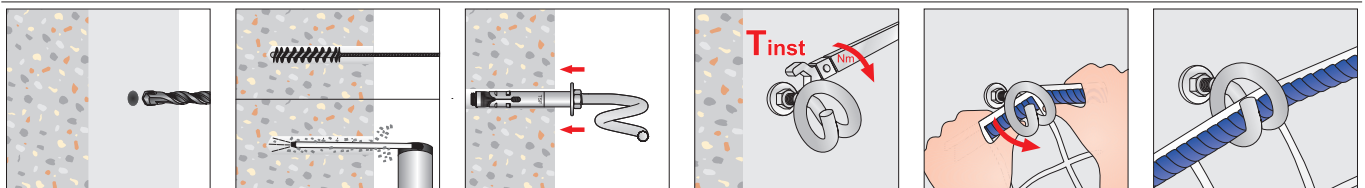
- 🇫🇷 Cheville à douille avec vis métrique spéciale en acier trempé et revenu, un crochet à double courbe pour cordes, câbles et et filets et complet avec écrou et rondelle, zinguée
- 🇩🇪 Verzinkter Hülsenanker mit spezieller metrischer Schraube aus gehärtetem Stahl, mit doppelt gebogenem Haken für Seile, Kabel und Netze, komplett mit Mutter und Unterlegscheibe, verzinkt
- 🇪🇸 Anclaje de camisa, montado con gancho especial de doble curva de acero cementado, tuerca y arandela, de acero cincado, para cuerdas, cables y redes
- 🇷🇺 Анкер из листового металла, намотанный специальным метрическим винтом из закаленной и отпущенной стали, с двойным изогнутым крюком для канатов, тросов и сетей, в комплекте с гайкой и шайбой, оцинкованный



Item code	Anchor size Ø x L (mm)	Hook size M x Lg (mm)	Pcs. per box	Pcs. per carton
LZ 25 10 080	10 x 80	M8 x 120	25	125



Installation sequence / Instructions de mise en oeuvre / Setzanweisung / Secuencia de instalación / Порядок монтажа




For a quick and safe locking/unlocking of ropes and nets (for fall arrest systems as well), once the anchor has been installed

# DXE 35 <sup>NEW</sup>

**🇬🇧 Sleeve anchor with locked cone nut, assembled with hardened special safety curved hook machine screw, for ropes and nets, with hexagonal nut and washer, zinc plated**

- 🇫🇷 Cheville à douille à cône fixe, avec vis métrique spéciale en acier trempé et revenu, un crochet courbe simple et un verrouillage de sécurité pour cordes, câbles et et filets et complet avec écrou et rondelle, zinguée
- 🇩🇪 Verzinkter Hülsenanker mit festem Konus und spezieller metrischer Schraube aus gehärtetem Stahl, mit einzel gebogenem Haken und Sicherheitsverschluss für Seile, Kabel und Netze, komplett mit Mutter und Unterlegscheibe, verzinkt
- 🇪🇸 Anclaje de camisa con cono enganchado, montado con gancho especial con sistema de seguridad de acero cementado, tuerca y arandela, de acero cincado, para cuerdas, cables y redes
- 🇷🇺 Анкер из листового металла с конусной намоткой, зацепленный специальным метрическим винтом из закаленной стали с одинарным изогнутым крюком и предохранительным замком для канатов, тросов и сетей, в комплекте с гайкой и шайбой, оцинкованный



Item code	Anchor size Ø x L (mm)	Hook size M x Lg (mm)	Pcs. per box	Pcs. per carton
<b>DXE 35 18 075</b>	18 x 75	M12 x 135	10	50

**i** for the anchor only as a spare part, see item code: DX0018075 page 132 / pour l'achat de la seule cheville comme pièce de rechange, voir le code: DX0018075 pag 132 / für den Kauf des Dübels nur als Ersatz, siehe code: DX0018075 - Seite 132 / para comprar el solo anclaje como recambio, mire código: DX0018075 pág. 132 / при покупке дюбеля только в качестве запасного, см. код: DX0018075 стр. 132



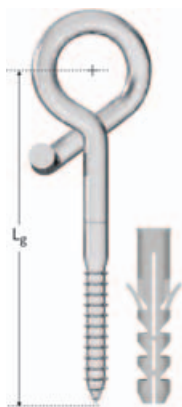
Technical Data Sheet



# MR 01 <sup>NEW</sup>

**🇬🇧 Rimless nylon anchor with special safety curved hook wood screw, for ropes and nets, zinc plated**

- 🇫🇷 Cheville en nylon sans bord, avec vis à bois spéciale en acier, avec un crochet courbe simple et un verrouillage de sécurité pour cordes, câbles et et filets, zinguée
- 🇩🇪 Randloser Nylonanker (ohne Saum) mit spezieller Holzschraube aus Stahl, mit einzel gebogenem Haken und Sicherheitsverschluss für Seile, Kabel und Netze, verzinkt
- 🇪🇸 Taco de nylon sin collarín, con gancho especial con sistema de seguridad de acero cincado, para cuerdas, cables y redes
- 🇷🇺 Нейлоновый анкер без борта со специальным стальным шурупом по дереву с одинарным кривым крюком и предохранительным замком для канатов, тросов и сетей, оцинкованный



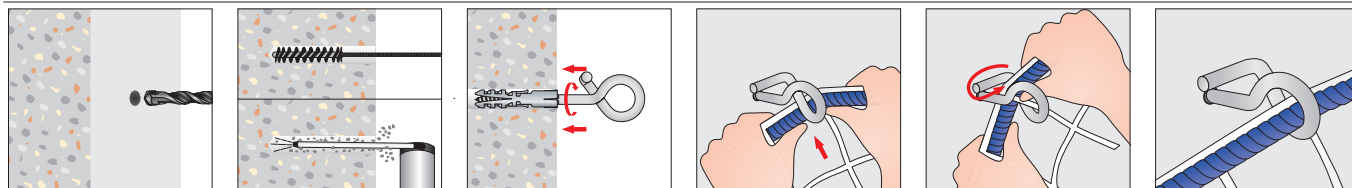
Item code	Anchor size Ø x L (mm)	Hook size Ø x Lg (mm)	Pcs. per box	Pcs. per carton
<b>MR 01 10 140</b>	12 x 60	10 x 140	15	75
<b>MR 01 12 140</b>	14 x 75	12 x 140	10	50

**i** for the anchor only as a spare part, see item code: AX02 page 242 / pour l'achat de la seule cheville comme pièce de rechange, voir le code: AX02 pag 242 / für den Kauf des Dübels nur als Ersatz, siehe code: AX02 - Seite 242 / para comprar el solo anclaje como recambio, mire código: AX02 pág. 242 / при покупке дюбеля только в качестве запасного, см. код: AX02 стр. 242

Technical Data Sheet



Installation sequence / Instructions de mise en oeuvre / Setzanweisung / Secuencia de instalación / Порядок монтажа



For a quick and safe locking/unlocking of ropes and nets (for fall arrest systems as well), once the anchor has been installed

# GF 05 <sup>NEW</sup>

## Special double curved hook machine screw, for ropes and nets, hardened, zinc plated

- Vis métrique spéciale en acier trempé et revenu avec un crochet à double courbe pour cordes, câbles et et filets, zinguée
- Spezielle metrische Schraube aus gehärtetem Stahl, mit doppelt gebogenem Haken für Seile, Kabel und Netze, verzinkt
- Gancho especial de doble curva de acero cementado, cincado, para cuerdas, cables y redes
- Специальный метрический шуруп из закаленной стали с двойным изогнутым крюком для канатов, тросов и сетей, оцинкованный

### GF 05



Technical Data Sheet

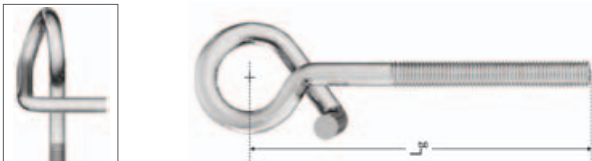


Item code	Hook size M x Lg (mm)	Pcs. per box	Pcs. per carton
GF 05 08 120	M8 x 120	25	125
GF 05 10 110	M10 x 110	20	100
GF 05 12 125	M12 x 125	10	50

# QK 05 <sup>NEW</sup>

## Special safety curved hook machine screw, for ropes and nets, hardened, zinc plated

- Vis métrique spéciale en acier trempé et revenu avec un crochet à double courbe pour cordes, câbles et et filets, zinguée
- Spezielle metrische Schraube aus gehärtetem Stahl, mit doppelt gebogenem Haken für Seile, Kabel und Netze, verzinkt
- Gancho especial de doble curva de acero cementado, cincado, para cuerdas, cables y redes
- Специальный метрический шуруп из закаленной стали с двойным изогнутым крюком для канатов, тросов и сетей, оцинкованный



Technical Data Sheet

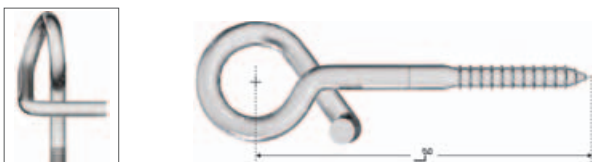


Item code	Hook size M x Lg (mm)	Pcs. per box	Pcs. per carton
QK 05 12 135	M12 x 135	10	50

# SG 01 <sup>NEW</sup>

## Special safety curved hook wood screw, for ropes and nets, zinc plated

- Vis à bois spéciale en acier avec un crochet courbe simple et verrouillage de sécurité pour cordes, câbles et et filets, zinguée
- Spezielle Holzschraube mit einzel gebogenem Haken und Sicherheitsverschluss für Seile, Kabel und Netze, verzinkt
- Gancho especial con sistema de seguridad de acero cincado, para cuerdas, cables y redes
- Специальный стальной шуруп по дереву с одинарным изогнутым крюком и предохранительным замком для веревок, тросов и сетей, оцинкованный



Technical Data Sheet



Item code	Hook size Ø x Lg (mm)	Pcs. per box	Pcs. per carton
SG 01 10 140	10 x 140	15	75
SG 01 12 140	12 x 140	10	50

# SO 01 <sup>NEW</sup>

## HDPE hole-covering plug (cap) with cross thorns, natural white colour

- Bouchon obturateur pour trou en HDPE, en couleur blanche naturelle
- Hülse für Lochabdeckung in HDPE, Farbe naturweiss
- Tapón de HDPE para agujeros, color blanco
- Заглушка отверстия из ПЭВП с крестообразными шипами, натурального белого цвета



Item code	Size Ø x L (mm)	For holes Ø (mm)	Pcs. per box	Pcs. per carton
Head diameter: 28 mm				
SO 01 18 038	18 x 38	10 - 12 - 14 - 16	150	1.500

### Description / Description / Beschreibung / Descripción / Описание

HDPE hole-covering plug (cap) with cross thorns, natural white colour.  
Quick and effective use to cover the holes made in the masonry for temporary anchorages (for example scaffolding eyebolt anchors, nylon or steel anchors for access platforms or stairs...), even if the anchor body has been left in the masonry near the surface (in this case it can be used for anchor diameters up to 18mm).


### Technical Data Sheet



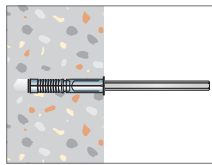
# AL 01

## Hexagonal steel bracket with nylon plug, for shelves fixing

- Support hexagonal en acier pour la fixation de consoles avec cheville en nylon
- Verzinkter Sechskant Regalbodenträger mit Nylohdübel
- Soporte hexagonal de acero cincado con taco de nylon, para la fijación de estantes
- Шестигранный стальной кронштейн с нейлоновым дюбелем для крепления полок



### Usage / Utilisation / Benutzung / Uso / Применение



For hidden shelves fixing in concrete, stones and hollow bricks.

Item code	Anchor size Ø x L (mm)	Hex bracket size Øe x Le (mm)	Pcs. per box	Pcs. per carton
<b>Hex bracket (AF): 8</b>				
AL 01 10 100	12 x 75	10 x 100	30	300
AL 01 10 120	12 x 75	10 x 120	30	300
AL 01 10 140	12 x 75	10 x 140	30	300
<b>Hex bracket (AF): 10</b>				
AL 01 12 100	12 x 75	12 x 100	30	150
AL 01 12 140	12 x 75	12 x 140	30	150
AL 01 12 170	12 x 75	12 x 170	30	150
<b>Hex bracket (AF): 12</b>				
AL 01 14 120	14 x 75	14 x 120	20	100
AL 01 14 140	14 x 75	14 x 140	20	100
AL 01 14 170	14 x 75	14 x 170	20	100

### Technical Data Sheet



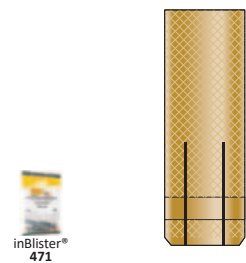
### Box / Boîte / Verpackung / Caja / Упаковка



# AK 01

## Knurled brass anchor

- Cheville en laiton moletée
- Gerändelter Dübel aus Messing
- Taco de latón
- Забивной латунный анкер




Item code	Size M x Ø x L	Pcs. per box	Pcs. per carton
AK 01 00 004	M4 x 5 x 16	200	2.000
AK 01 00 005	M5 x 6,5 x 20,5	200	2.000
AK 01 00 006	M6 x 8 x 23,5	200	2.000
AK 01 00 008	M8 x 10 x 28	200	2.000
AK 01 00 010	M10 x 12 x 33	100	1.000
AK 01 00 012	M12 x 15 x 38	50	500
AK 01 00 014	M14 x 18 x 42	50	500

### Technical Data Sheet



### Box / Boîte / Verpackung / Caja / Упаковка



# HD 03

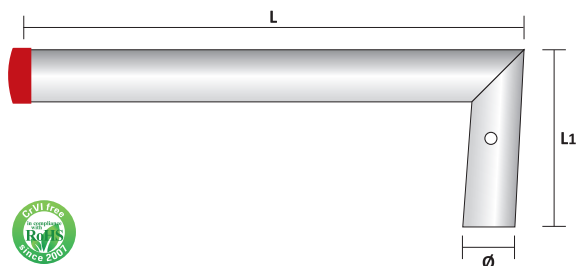
**UK** Heavy "L" welded steel pipe with safety hole, for connection eyebolt-scaffolding, zinc plated

**FR** Tuyau lourd zingué avec crochet soudé, avec trou de sécurité, pour liaison entre le piton et l'échafaudage

**DE** Schwere "L"-geschweißter Gerüsthälter mit Sicherheitsloch, zur Verbindung von Gerüst und Ösenschraube, verzinkt

**ES** Extensión pesada en forma de "L" con agujero de seguridad, de acero cincado, para unión entre andamio y argolla

**RU** Тяжелая оцинкованная труба в виде крюка с предохранительным отверстием для соединения строительных лесов с рым-болтом

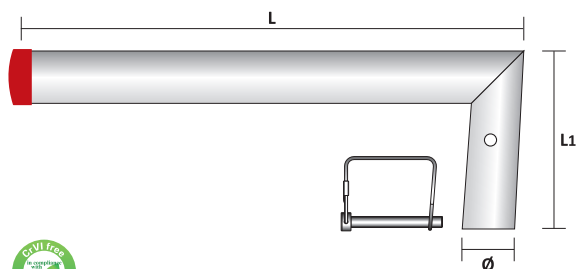


Item code	Size	Pcs. per carton
	$\emptyset \times L \times L_1$	
<b>HD 03 48 480</b>	48 x 480 x 170	10

Test Report issued by Testing Lab. for Materials, Buildings and Civil Structures of "Politecnico di Milano"  
Test setup according to UNI EN 74-1.  
(download the complete certificate from [www.tecfi.it](http://www.tecfi.it) "ETA and Technical report Download Area")



**HD 05** with Wire Lock Pin (FQ01) / avec trou de sécurité et broche de blocage (FQ01) / mit Lochsicherheit und Sperrstift (FQ01) / on agujero de seguridad y sistema blocante circular (FQ01) / В комплекте с соединителем с предохранителем (FQ01)



Item code	Size	Pcs. per carton
	$\emptyset \times L \times L_1$	
<b>HD 05 48 480</b>	48 x 480 x 170	10

Usage / Utilisation / Benutzung / Uso / Применение



For the connection of floor placed scaffolding to the eyebolt (eye  $\emptyset$  50 mm, see item codes DE, DC, LQ, LS, LV, LL).  
Protection plastic cap included.

# ACQ 01 <sup>NEW</sup>

Available from November 2023 / Disponible à compter de novembre 2023 / Verfügbar ab November 2023 / Disponible desde noviembre de 2023 / В наличии с ноября 2023 года

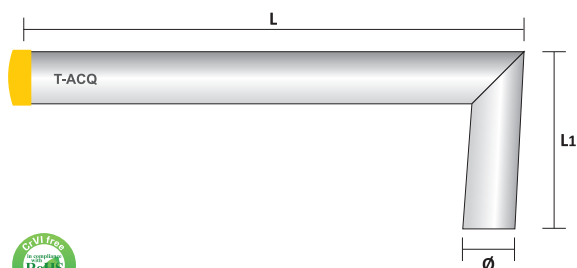
**UK** "L" welded steel pipe, for connection eyebolt-scaffolding, zinc plated

**FR** Tuyau zingué avec crochet soudé, pour liaison entre le piton et l'échafaudage

**DE** "L"-geschweißter Gerüsthälter, zur Verbindung von Gerüst und Ösenschraube, verzinkt

**ES** Extensión en forma de "L", de acero cincado, para unión entre andamio y argolla

**RU** Оцинкованная труба в виде крюка для соединения строительных лесов с рым-болтом




Item code	Size	Pcs. per carton
	$\emptyset \times L \times L_1$	
<b>ACQ 01 48 480</b>	48 x 480 x 170	10

Test Report issued by Testing Lab. for Materials, Buildings and Civil Structures of "Politecnico di Milano"  
Test setup according to UNI EN 74-1.  
(download the complete certificate from [www.tecfi.it](http://www.tecfi.it) "ETA and Technical Reports Download Area")



# HO 03

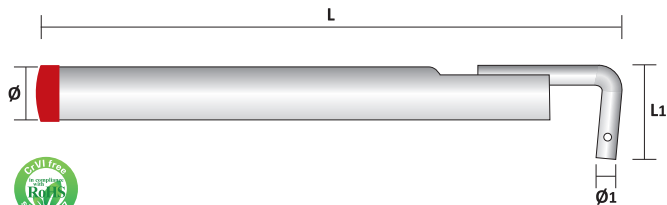
 **Steel pipe with welded hook and safety hole, for connection eyebolt-scaffolding, zinc plated**

 Tuyau zingué avec crochet rond soudé, avec trou de sécurité, pour liaison entre le piton et l'échafaudage

 Gelöteter "Hakenarm" mit Lochsicherheit, verzinkt, um Augbolzen und Gerüste zu verbinden

 Extensión con gancho soldado con agujero de seguridad, de acero cincado, para unión entre andamio y argolla

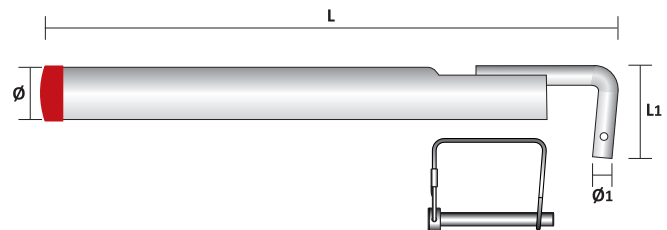
 Оцинкованная труба в виде крюка с предохранительным с крюком для соединения строительных лесов с рым-болтом



Item code	Size	Pcs. per carton
	$\varnothing \times L \times \varnothing_1 \times L_1$	
HO 03 18 550	48 x 550 x 18 x 90	4



**HO 05 with Wire Lock Pin (FQ01)** / avec trou de sécurité et broche de blocage (FQ01) / mit Lochsicherheit und Sperrstift (FQ01) / con agujero de seguridad y sistema blocante circular (FQ01) / В комплекте с соединителем с предохранителем (FQ01)



Item code	Size	Pcs. per carton
	$\varnothing \times L \times \varnothing_1 \times L_1$	
HO 05 18 550	48 x 550 x 18 x 90	4

#### Usage / Utilisation / Benutzung / Uso / Применение



For the connection of floor placed scaffolding to the eyebolt (eye  $\varnothing$  23 mm, see item codes LW, LM, DF, DD).  
Protection plastic cap included.

# CHEMICAL ANCHORS

ETA-CE CERTIFIED

## XWE 01

Dual component  
(ratio 3:1)  
Pure Epoxy resin

## SWE 01

Dual component  
(ratio 2:1)  
Pure Epoxy resin

## DGE 02

Dual component  
Vinylester resin

## DGE 12

Dual component  
Vinylester resin

## DGE 22

Dual component  
Vinylester resin

Fast curing



Slow curing



**SEISMIC FIXING SOLUTIONS**



ISO 9001 - ISO 14001





### DGE 03

Epoxy Acrylate  
Vinylester Resin

### DGE 01

Dual component  
Polyester resin

### DGE 00

Dual component  
Polyester resin

### EHE 01

Dual component  
Vinylester resin

In glass capsule



You  
Tube



### State-of-the-art dual component Epoxy resin (ratio 3:1) for heavy duty fixings, ETA-CE certified

- Résine époxy à deux composants de dernière génération (ratio 3:1) pour fixations lourdes, avec certifications ETA-CE Option 1, Option 7 et catégorie de performance C2 – C1 en zone sismique, exposition au feu et application sismique pour les barres d'armatures post-installées, pour une durée de vie de 50 et 100 années
- Hochmodernes Zweikomponenten-Epoxidharz (Verhältnis 3:1) für hochbelastbare Befestigungen, zertifiziert nach ETA-CE Option 1, Option 7, Leistungskategorie C2-C1 unter seismischer Einwirkung, Brandeinwirkung und seismischer Anwendung von nachträglich eingebauten Bewehrungsanschlüssen, für eine Lebensdauer von 50 und 100 Jahren
- Resina Epoxi bicomponente de última generación (relación 3:1) para fijaciones pesadas, Homologada ETA-CE Opciones 1 y 7, categoría de prestación C2-C1 para zonas sísmicas, exposición al fuego y aplicaciones sísmicas con barras de refuerzo, con vida útil de 50 y 100 años
- Современная двухкомпонентная эпоксидная смола (соотношение 3:1) для крепления в тяжелых нагрузок, сертифицирована ETA-CE, опция 1 и опция 7, категория эффективности C2-C1 б соединение арматуры, срок службы 50 и 100 лет



Item code	Contents ml	Pcs. per carton	Pcs. pallet
<b>XWE 01 00 585</b>	585	12	672

- ETA-CE assessed item** / Article évalué par l'ETA-CE / ETA-CE bewerteter Artikel / Evaluación ETA-CE / Техническая Оценка ETA-CE
- EAD 330499-01-0601 V01 - Item assessed Under Seismic Action** / Article évalué en zone sismique / Artikel mit Bewertung von seismischer Leistungskategorie / Evaluación para fijaciones en zonas sísmicas / Одобрен для сейсмических воздействий
- Fire tested** / Essai de résistance au feu / Brandprüfbericht / Resistencia al fuego / Испытано огнем



European Technical Assessment  
**EAD 330499-01-0601 V01**

- OPTION 1:** for cracked and non-cracked concrete
- Threaded rod M8-M30 (50&100 years Working life)
  - Rebar as an anchor Ø8-Ø32 (50&100 years Working life)
  - Internal threaded rod M6-M20 (50&100 years Working life)

- OPTION 7:** for non-cracked concrete
- Threaded Rod M8-M30 (50&100 years Working life)
  - Rebar as an anchor Ø8-Ø32 (50&100 years Working life)
  - Internal threaded rod M6-M20 (50&100 years Working life)

- Seismic assessment:** performance category C1
- Threaded Rod M8-M30
  - Rebar as an anchor Ø8-Ø32

- Seismic assessment:** performance category C2
- Threaded Rod M12-M30



European Technical Assessment  
**EAD 330087-01-0601**

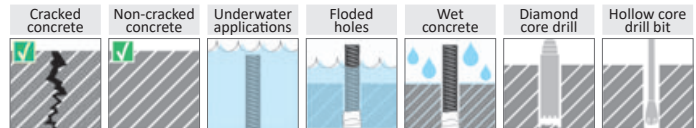

- Rebars Ø8-Ø40 (50&100 years Working life)
- Seismic action Ø10-Ø40 (50&100 years Working life)
- Fire exposure Ø8-Ø40



Declaration of Performance  
Threaded Rods



Declaration of Performance  
Rebars



Description	Usage	Advantages
<p>State-of-the-art Dual Component 3:1 Epoxy resin for heavy duty fixings, available in the following options:</p> <p><b>XWE 01 00 585</b> (ml 585) with 1 special nozzle, to be used with Tecfi professional gun (code DH04)</p> <p><b>XWE 01 00 440</b> (ml 440) &gt; available on request</p> <p><b>XWE 01 01 400</b> (ml 1.400) &gt; available on request</p> <p><b>- STORAGE:</b> The cartridge must be kept in a dry and fresh place between +5°C and +35°C, possibly in the shade. Shelf life of 24 months. During cold months, store the cartridge in a heated place.</p> <p><b>- CONCRETE TEMPERATURE:</b> (during the installation) 0°C ÷ +40°C (Cartridge temperature 5°C - 40°C)</p> <p><b>- SERVICE TEMPERATURE:</b> (environment temperature after installation) -40°C ÷ +40°C with T<sub>0,max</sub> long term temperature of +24°C -40°C ÷ +72°C with T<sub>0,max</sub> long term temperature of +50°C</p>	<p>Tecfi <b>XWE01</b> achieved the <b>ETA-CE Option 1</b> Certification for use in cracked and non-cracked concrete, the <b>ETA-CE Option 7</b> Certification for use in non-cracked concrete for threaded rods <b>from M8 to M30, rebars from Ø8 to Ø32</b> and bush with internal thread from M6 to M20, and the <b>performance Category C1 and C2 for use under seismic action for a working life of 50 and 100 years.</b></p> <p>Tecfi <b>XWE01</b> also achieved the ETA-CE Certification for post-installed rebars connection, even under fire exposure and seismic application, <b>for a working life of 50 and 100 years.</b></p> <p>Thanks to the low content of Volatile Organic Compound (VOC), Tecfi XWE01 can be used in closed environments (VOC classification A+).</p> <p><b>LEED® EQ-4,1 compliant.</b></p> <p>Tecfi <b>XWE</b> chemical anchors consist in a high bond strength, dual component, 3:1 epoxy chemical mortar, to be also used on base materials different than concrete, as solid masonry, wood and natural stones (applications not covered by the ETA).</p> <p>This epoxy resin does not pre-stress the base material, and can be used in dry, wet and flooded holes (except for rebars installation). Suitable for electric insulated fixing and hydrolysis resistant.</p> <p>Partially used cartridges can be conserved by replacing the used nozzle with the original cap, and re-used.</p>	<ul style="list-style-type: none"> <li>• ETA-CE Certified Option 1 and Option 7 according to EAD330499-01-0601 v01</li> <li>• Approved working life of 50 an 100 years</li> <li>• Performance Category C1 and C2 with standard th-readed bar, for use under seismic action according to EAD330499-01-0601 v01</li> <li>• ETA-CE Certified Rebar Application under fire exposure and in seismic areas according to EAD330087-01-0601</li> <li>• LEED® v4 Compliant</li> <li>• Long setting time for handling</li> <li>• Suitable for big diameter rebars</li> <li>• Hammer Drilling and Diamond drilling approved</li> <li>• Application approved also with Hollow drill bits</li> <li>• Suitable for electrically insulated fixings</li> <li>• Excellent ageing behaviour</li> <li>• Resistant to long-term hydrolysis</li> <li>• No premix necessary, thanks to the special nozzle</li> <li>• Small edge distances and spacings</li> <li>• High bond strength in all conditions</li> <li>• Easy and quick to use</li> <li>• Thixotropic consistency</li> </ul>

## Dual component Epoxy resin for heavy duty fixings, Certified ETA-CE Option 1, Option 7 and Performance Category C2 Under Seismic Action

- Résine époxy à deux composants pour fixations lourdes, avec certification ETA-CE Option 1, Option 7 et catégorie de performance C2 en zone sismique
- Doppelkomponent Epoxidharz für schwere Befestigungen, mit ETA-CE Zulassung Option 1, Option 7 und seismische Leistungskategorie C2
- Resina Epoxi bicomponente para fijaciones pesadas, Homologada ETA-CE Opción 1, Opción 7 y Categoría de prestación C2 para fijaciones en zonas sísmicas
- Двухкомпонентная эпоксидная смола. Сертифицирован ETA-CE Опция 1, Опция 7 и Категория C2 для сейсмических воздействий



Item code	Contents ml	Pcs. per carton	Pcs. pallet
<b>SWE 01 00 470</b>	470	12	780
<b>SWE 01 00 900</b>	900	6	350

**ETA-CE assessed item** / Article évalué par l'ETA-CE / ETA-CE bewerteter Artikel / Evaluación ETA-CE / Техническая Оценка ETA-CE

**ETAG 001 - ANNEX E - Item assessed Under Seismic Action** / Article évalué en zone sismique / Artikel mit Bewertung von seismischer Leistungskategorie / Evaluación para fijaciones en zonas sísmicas / Одобрен для сейсмических воздействий

**Fire tested** / Essai de résistance au feu / Brandprüfbericht / Resistencia al fuego / Испытано огнем

**FAU-FCC technical assessment** / Certificat technique d'aptitude à l'emploi FAU-FCS / Technisches Zertifikat für den Gebrauch von FAU-FCS / "Homologación Técnica de Idoneidad FAU-FCS" / Техническое свидетельство ФАУ-ФЦС № 6349-21

\* **Available on request (quantity and lead time to be agreed)** / Disponible sur demande (quantité et délai de livraison à concorder) / Verfügbar auf Anfrage (Menge und Liefertermin zu vereinbaren) / Disponible bajo solicitud (cantidad y tiempos de entrega a concordar) / На заказ (количество и срок поставки по соглашению)



**C2 SEISMIC FIXING**

European Technical Assessment  
**ETAG 001 - PART 1 and 5 and ANNEX E**  
OPTION 1: for cracked and non-cracked concrete  
- Threaded rods M12-M24  
OPTION 7: for non-cracked concrete  
- Threaded rods M8-M30  
Seismic assessment: performance category C2  
- Threaded rods M16-M24

European Technical Assessment  
**ETAG 001 - PART 1 and 5 - TR023**  
Post-installed rebar connections  
- Rebars Ø8-Ø32

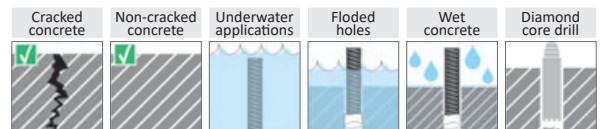



DoP

Declaration of Performance  
Threaded Rods

DoP

Declaration of Performance  
Rebars



Description	Usage	Advantages
<p>Dual Component pure Epoxy resin for heavy duty fixings, available in the following options:</p> <p><b>SWE 01 00 470</b> - ml 470 with 1 Nozzle, to be used with professional gun (code DH04; DH05);</p> <p><b>SWE 01 00 900</b> - with 1 Nozzle, to be used with professional gun (code DH05).</p> <p><b>- STORAGE:</b> The cartridge must be kept in a dry and fresh place between +5°C and +30°C, possibly in the shade. During cold months, store the cartridge in a heated place.</p> <p><b>- CONCRETE TEMPERATURE:</b> (during the installation) 0°C ÷ +30°C</p> <p><b>- SERVICE TEMPERATURE:</b> (environment temperature after installation) -40°C ÷ +40°C with T<sub>0,max</sub> long term temperature of +24°C -40°C ÷ +80°C with T<sub>0,max</sub> long term temperature of +50°C</p>	<p>Tecfi <b>SWE01</b> achieved the <b>ETA-CE Option 1</b> Certification for use in cracked and non-cracked concrete (<b>M12 to M24 threaded rods only</b>), the <b>ETA-CE Option 7</b> Certification for use in non-cracked concrete (<b>M8 to M30 threaded rods only</b>), the <b>ETA-CE Certification for rebars (Ø8 to Ø32)</b> according to ETAG 001-Part 1 and Part 5 - TR023, and the <b>Performance Category C2 for use under seismic action (M16 to M24 threaded rods only)</b> according to ETAG 001 - ANNEX E.</p> <p>Thanks to the low content of Volatile Organic Compound, Tecfi <b>SWE01</b> can be used in closed environments (<b>VOC classification A+</b>).</p> <p><b>LEED® EQ-4,1</b> compliant.</p> <p>Tecfi <b>SWE01</b> chemical anchors consist in a high bond strength, dual component pure epoxy chemical mortar, to be used on different base materials as concrete, solid masonry, wood.</p> <p>This epoxy resin does not pre-stress the base material, and it can be used in dry, wet and flooded holes (except for rebars installation).</p> <p>Suitable for electric insulated fixing and hydrolysis resistant.</p> <p>Partially used cartridges can be conserved by replacing the used nozzle with the original cap, and re-used.</p>	<ul style="list-style-type: none"> <li>ETA-CE Certified Option 1 and Option 7 according to ETAG 001- Part 1 and 5 and TR023</li> <li>Performance Category C2 for use under seismic action according to ETAG 001-ANNEX E</li> <li>LEED® v4 Compliant</li> <li>Rebar Application with fire test report</li> <li>Long setting time for handling</li> <li>Suitable for big diameter rebars</li> <li>Suitable for electrically insulated fixings</li> <li>Excellent ageing behaviour</li> <li>Resistant to long-term hydrolysis</li> <li>No premix necessary, thanks to the special nozzle</li> <li>High bond strength in all conditions</li> <li>Easy and quick to use</li> <li>Thixotropic consistency</li> </ul>

### 🇬🇧 Dual component Vinylester resin (styren free), Certified ETA-CE Option 1 and Option 7

🇫🇷 Résine vinylester à deux composants (sans styrene), avec certification ETA-CE Option 1 et Option 7

🇩🇪 Doppelkomponent Vinylesterharz (styrolfrei), mit ETA-CE Zulassung Option 1 und Option 7

🇪🇸 Resina Viniléster bicomponente (sin estireno), Homologada ETA-CE Opción 1 y Opción 7

🇷🇺 Двухкомпонентный состав из винилэстеровой смолы (без содержания стирола), с сертификатом ETA-CE Опция 1 и Опция 7



TADS

Item code	Contents ml	Pcs. per carton	Pcs. pallet
🇬🇧 🇫🇷 🇩🇪 🇪🇸 🇷🇺 DGE 02 00 300	300	15	960
🇬🇧 🇫🇷 🇩🇪 🇪🇸 🇷🇺 DGE 02 00 400	400	12	780

- 🇬🇧 🇫🇷 🇩🇪 🇪🇸 🇷🇺 **ETA-CE assessed item** / Article évalué par l'ETA-CE / ETA-CE bewerteter Artikel / Evaluación ETA-CE / Техническая Оценка ETA-CE
- 🇬🇧 🇫🇷 🇩🇪 🇪🇸 🇷🇺 **EAD 330499-01-0601-TR049 - Item assessed Under Seismic Action** / Article évalué en zone sismique / Artikel mit Bewertung von seismischer Leistungskategorie / Evaluación para fijaciones en zonas sísmicas / Одобрен для сейсмических воздействий
- 🇬🇧 🇫🇷 🇩🇪 🇪🇸 🇷🇺 **Post installed rebar connection under fire exposure application assessed (refer to relevant DoP)** / Evaluation de la résistance au feu des connections avec des barres d'armatures rapportées (Regarder le DOP) / Bewertung des Feuerwiderstands von Anschlüssen mit nachträglich installierten Stäben (siehe entsprechende DoP) / Evaluación de resistencia al fuego de las conexiones con varillas post-instaladas (mire DoP) / Проведена оценка соединения арматуры после установки в условиях воздействия огня (см. Соответствующий DoP)
- 🇬🇧 🇫🇷 🇩🇪 🇪🇸 🇷🇺 **FAU-FCC technical assessment** / Certificat technique d'aptitude à l'emploi FAU-FCS / Technisches Zertifikat für den Gebrauch von FAU-FCS / "Homologación Técnica de Idoneidad FAU-FCS" / Техническое свидетельство ФАУ-ФЦС N° 6349-21



European Technical Assessment  
EAD 330499-01-0601 and TR049  
**OPTION 1:** for cracked and non-cracked concrete  
- Threaded rods M10-M20  
**OPTION 7:** for non-cracked concrete  
- Threaded rods M8-M30  
**Seismic assessment:** performance category C2  
- Threaded rods M12-M16  
**Seismic assessment:** performance category C1  
- Threaded rods M12-M20




European Technical Assessment  
EAD330087-00-0601  
EAD331522-00-0601  
**Post-installed rebar with mortar under seismic action**  
- Rebars Ø8-Ø32



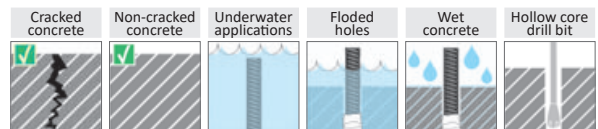
Declaration of Performance  
Threaded Rods



Declaration of Performance  
Rebars



\*plastic sleeve required



Description	Usage	Advantages
<p>Dual Component Styren free Vinylester resin for heavy duty fixings, available in the following options:</p> <p><b>DGE 02 00 300</b> - ml 300 with 1 Nozzle, to be used with professional gun (code DH01);</p> <p><b>DGE 02 00 400</b> - ml 400 with 1 Nozzle, to be used with professional gun (code DH01; DH03).</p> <p>- <b>STORAGE:</b> The cartridge must be kept in a dry and fresh place between +5°C and +30°C, possibly in the shade. During cold months, store the cartridge in a heated place.</p> <p>- <b>CONCRETE TEMPERATURE:</b> (during the installation) -10°C ÷ +40°C</p> <p>- <b>SERVICE TEMPERATURE:</b> (environment temperature after installation) -40°C ÷ +40°C with T<sub>0,max</sub> long term temperature of +24°C -40°C ÷ +80°C with T<sub>0,max</sub> long term temperature of +50°C -40°C ÷ +120°C with T<sub>0,max</sub> long term temperature of +72°C</p>	<p>Tecfi <b>DGE02</b> achieved the <b>ETA-CE Option 1</b> Certification for use in cracked and non-cracked concrete (<b>M10 to M20, threaded rods only</b>), the <b>ETA-CE Option 7</b> Certification for use in non-cracked concrete (<b>M8 to M30, threaded rods only</b>), the <b>ETA-CE Certification for rebars (Ø8 to Ø32)</b> under fire exposure and for seismic application. Tecfi DGE02 also got assessment for <b>Seismic Performance Category C1 (M12÷M20) and C2 (M12÷M16)</b> (according to EAD 330499-01-0601, EAD 330087-00-0601, EAD 331522-00-0601 and TR049)</p> <p>Thanks to the low content of Volatile Organic Compound, Tecfi <b>DGE02</b> can be used in closed environments (<b>VOC classification A+ ) LEED® EQ-4.1</b> compliant.</p> <p>For application on hollow material (bricks, masonry unit), it is necessary to use the plastic sleeve FV01.</p> <p>Tecfi <b>DGE02</b> can also be used on different base materials, such as solid masonry and wood.</p> <p>This resin does not pre-stress the base material, and it can be used in dry, wet and flooded holes (except for rebars installation).</p> <p>Partially used cartridges can be conserved by replacing the used nozzle with the original cap, and re-used.</p>	<ul style="list-style-type: none"> <li>• ETA-CE Certified Option 1 and Option 7 according to EAD 330499-01-0601</li> <li>• Performance Category C1 &amp; C2 for use under seismic action according to TR049</li> <li>• Certified for the application with rebars under fire exposure and seismic action</li> <li>• Application certified with a wide range of threaded bars, from 4.8 to 10.9 (even HDG), as well as A2, A4 and HCR Stainless Steel</li> <li>• Certified with hollow drill bit installation</li> <li>• LEED® v4 Compliant</li> <li>• Fast curing for quick applications</li> <li>• Excellent ageing behaviour</li> <li>• Resistant to long-term hydrolysis</li> <li>• No premix necessary, thanks to the special nozzle</li> <li>• High bond strength in all conditions</li> <li>• Easy and quick to use</li> <li>• Thixotropic consistency</li> </ul>

# DGE 12 - DGE 22

**SEISMIC FIXING SOLUTIONS**

- 🇬🇧 **Dual component Vinylester resin (styren free) for LOW TEMPERATURE (DGE 12 - fast curing) and HIGH TEMPERATURE (DGE 22 - slow curing), Certified ETA-CE Option 1 and Option 7**
- 🇫🇷 Résine vinylester à deux composants (sans styrene) pour basses températures (DGE 12 - durcissement rapide) et hautes températures (DGE 22 - durcissement lent), avec certification ETA-CE Option 1 et Option 7.
- 🇩🇪 Doppelkomponent Vinylesterharz (styrolfrei) für Tieftemperaturanwendungen (DGE 12 - schnell härtend) und Hochtemperaturanwendungen (DGE 22 - langsam härtend), mit ETA-CE Zulassung Option 1 und Option 7
- 🇪🇸 Resina Viniléster bicomponente (sin estireno) para aplicaciones a bajas temperaturas (DGE 12 - curado rápido) y aplicaciones a temperaturas elevadas (DGE 22 - curado lento), Homologada ETA-CE Opción 1 y Opción 7
- 🇷🇺 Химический анкер для применения при низких температурах (DGE 12 - быстрое отверждение) и высоких температурах (DGE 22 - медленное отверждение). Двухкомпонентная винилэфирная смола (без стирола) с сертификатом ETA-CE Опция 1 и Опция 7



Item code	Contents ml	Pcs. per carton	Pcs. pallet
<b>for LOW TEMPERATURE</b>			
🇬🇧🇫🇷🇩🇪🇪🇸🇷🇺 <b>DGE 12 00 400*</b>	400	12	840
<b>for HIGH TEMPERATURE</b>			
🇬🇧🇫🇷🇩🇪🇪🇸🇷🇺 <b>DGE 22 00 400*</b>	400	12	840

🇬🇧🇫🇷🇩🇪 **ETA-CE assessed item / Article évalué par l'ETA-CE / ETA-CE bewerteter Artikel / Evaluación ETA-CE / Техническая Оценка ETA-CE**  
 EAD 330499-01-0601-TR049 - **Item assessed Under Seismic Action / Article évalué en zone sismique / Artikel mit Bewertung von seismischer Leistungskategorie / Evaluación para fijaciones en zonas sísmicas / Одобрен для сейсмических воздействий**  
 🇫🇷 **Post installed rebar connection under fire exposure application assessed (refer to relevant DoP) / Evaluation de la résistance au feu des connections avec des barres d'armatures rapportées (Regarder le DOP) / Bewertung des Feuerwiderstands von Anschlüssen mit nachträglich installierten Stäben (siehe entsprechende DoP) / Evaluación de resistencia al fuego de las conexiones con varillas post-Instaladas (mire DoP) / Проведена оценка соединения арматуры после установки в условиях воздействия огня (см. Соответствующий DoP)**  
 \* **Available on request (quantity and lead time to be agreed) / Disponible sur demande (quantité et délai de livraison à concorder) / Verfügbar auf Anfrage (Menge und Liefertermin zu vereinbaren) / Disponible bajo solicitud (cantidad y tiempos de entrega a concordar) / На заказ (количество и срок поставки по согласованию)**  
 🇬🇧🇫🇷🇩🇪 **FAU-FCC technical assessment / Certificat technique d'aptitude à l'emploi FAU-FCS / Technisches Zertifikat für den Gebrauch von FAU-FCS / "Homologación Técnica de Idoneidad FAU-FCS" / Техническое свидетельство ФАУ-ФЦС № 6349-21**

**ETA CE**  
 European Technical Assessment  
 EAD 330499-01-0601 and TR049  
**OPTION 1:** for cracked and non-cracked concrete  
 - Threaded rods M10-M20  
**OPTION 7:** for non-cracked concrete  
 - Threaded rods M8-M30

**C2 C1 SEISMIC FIXING**  
 European Technical Assessment  
 EAD 330499-01-0601 and TR049  
**Seismic assessment:**  
 performance category C2  
 - Threaded rods M12-M16  
 performance category C1  
 - Threaded rods M12-M20

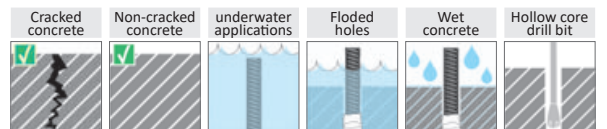

**ETA CE**  
 European Technical Assessment  
 EAD330087-00-0601  
 EAD331522-00-0601  
**Post-installed rebar with mortar under seismic action**  
 - Rebars Ø8-Ø32



**ФЕДЕРАЛЬНЫЙ ЦЕНТР**  
 НОРМИРОВАНИЯ И СТАНДАРТИЗАЦИИ

**DoP**  
  
 Declaration of Performance  
 Threaded Rods

**DoP**  
  
 Declaration of Performance  
 Rebars



\*plastic sleeve required

Description	Usage	Advantages
<p>Dual Component Styren free Vinylester resin for heavy duty fixings, available in the following options:</p> <p><b>DGE 12 00 400</b> - ml 400 with 1 Nozzle, to be used with professional gun (code DH01; DH03);</p> <p><b>DGE 22 00 400</b> - ml 400 with 1 Nozzle, to be used with professional gun (code DH01; DH03).</p> <p>- <b>STORAGE:</b> The cartridge must be kept in a dry and fresh place between +5°C and +30°C, possibly in the shade. During cold months, store the cartridge in a heated place.</p> <p>- <b>CONCRETE TEMPERATURE:</b> (during the installation) -20°C ÷ +20°C For DGE12 (Fast curing) +20°C ÷ +40°C For DGE22 (Slow curing)</p> <p>- <b>SERVICE TEMPERATURE:</b> (temperatura ambiente dopo l'installazione) -40°C ÷ +40°C with T<sub>0,max</sub> long term temperature of +24°C -40°C ÷ +80°C with T<sub>0,max</sub> long term temperature of +50°C -40°C ÷ +120°C with T<sub>0,max</sub> long term temperature of +72°C</p>	<p>Tecfi <b>DGE12</b> and <b>DGE22</b> chemical anchors are characterized by the same certifications and performances as DGE02 (see previous page).</p> <p>The special features of these two formulations are:</p> <ul style="list-style-type: none"> <li>- <b>DGE12:</b> Certified for concrete temperature, during the installation, between -20°C and +20°C</li> <li>- <b>DGE22:</b> Certified for concrete temperature, during the installation, between +20°C and +40°C</li> </ul>	<ul style="list-style-type: none"> <li>• ETA-CE Certified Option 1 and Option 7 according to EAD 330499-01-0601</li> <li>• Performance Category C1 &amp; C2 for use under seismic action according to TR049</li> <li>• Certified for the application with rebars under fire exposure and seismic action</li> <li>• Application certified with a wide range of threaded bars, from 4.8 to 10.9 (even HDG), as well as A2, A4 and HCR Stainless Steel</li> <li>• Certified with hollow drill bit installation</li> <li>• LEED® v4 Compliant</li> <li>• Fast curing for quick applications</li> <li>• Excellent ageing behaviour</li> <li>• Resistant to long-term hydrolysis</li> <li>• No premix necessary, thanks to the special nozzle</li> <li>• High bond strength in all conditions</li> <li>• Easy and quick to use</li> <li>• Thixotropic consistency</li> <li>• Special formulation:                             <ul style="list-style-type: none"> <li>- Fast curing for low temperature (DGE12)</li> <li>- Slow curing for high temperature (DGE 22)</li> </ul> </li> </ul>



# DGE 03 <sup>NEW</sup>

## 🇬🇧 Epoxy Acrylate Vinylester Resin, Certified ETA-CE

🇫🇷 Résine vinylester époxyacrylate, avec certification ETA-CE

🇩🇪 Doppelkomponent Harz basierend aus Vinylester Epoxyacrylat (styrolfrei), mit ETA-CE Zulassung

🇮🇹 Resina Viniléster Epoxiacrilato bicomponente sin estireno, Homologada ETA-CE

🇷🇺 Двухкомпонентная эпоксикарилатная смола на основе винилэстера без стирола, ертифицированная ETA-CE



Item code	Contents ml	Pcs. per carton	Pcs. pallet
<b>DGE 03 00 300</b>	300	15	960
<b>DGE 03 00 400</b>	400	12	780

**ETA-CE assessed item** / Article évalué par l'ETA-CE / ETA-CE bewerteter Artikel / Evaluación ETA-CE / Техническая Оценка ETA-CE  
**FAU-FCC technical assessment** / Certificat technique d'aptitude à l'emploi FAU-FCS / Technisches Zertifikat für den Gebrauch von FAU-FCS / "Homologación Técnica de Idoneidad FAU-FCS" / Техническое свидетельство ФАУ-ФЦС № 6349-21



European Technical Assessment  
EAD 330499-00-0601

**OPTION 7:** for non-cracked concrete  
- Threaded rods M8-M16  
- Rebars: Ø8-Ø16




DoP



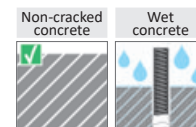
Declaration of Performance



### ETA-CE



\*plastic sleeve required



Description	Usage	Advantages
<p>Dual Component Styren free Epoxy-Acrylate resin for heavy duty fixings, available in the following options:</p> <p><b>DGE 03 00 300</b> - ml 300 with 1 Nozzle, to be used with professional gun (code DH01);</p> <p><b>DGE 03 00 400</b> - ml 400 with 1 Nozzle, to be used with professional gun (code DH01; DH03).</p> <p><b>- STORAGE:</b> The cartridge must be kept in a dry and fresh place between +5°C and +30°C, possibly in the shade. During cold months, store the cartridge in a heated place.</p> <p><b>- CONCRETE TEMPERATURE:</b> (during the installation) 0°C ÷ +40°C</p> <p><b>- SERVICE TEMPERATURE:</b> (environment temperature after installation) -40°C ÷ +40°C with T<sub>0,max</sub> long term temperature of +24°C -40°C ÷ +50°C with T<sub>0,max</sub> long term temperature of +40°C</p>	<p>Tecfi <b>DGE03</b> achieved the <b>ETA-CE Option 7</b> Certification for use in non-cracked concrete (threaded rods <b>from M8 to M16</b>, rebars from Ø 8 to Ø 16) according to EAD 330499-00-0601.</p> <p>Thanks to the low content of Volatile Organic Compound, Tecfi DGE03 can be used in closed environments (<b>VOC</b> classification <b>A+</b>).</p> <p><b>LEED®</b> EQ-4,1 compliant.</p> <p>For application on hollow material (bricks, masonry unit), it is necessary to use the plastic sleeve FV01.</p> <p>Tecfi <b>DGE03</b> can also be used on different base materials, such as solid masonry and wood.</p> <p>This resin does not pre-stress the base material, and it can be used in dry and wet holes.</p> <p>Partially used cartridges can be conserved by replacing the used nozzle with the original cap, and re-used.</p>	<ul style="list-style-type: none"> <li>• ETA-CE Certified Option 7 according to EAD 330499-00-0601</li> <li>• Application certified with threaded bars from 4.8 to 8.8 (even HDG), as well as A2, A4 and HCR Stainless Steel</li> <li>• Application certified with rebars as an insert as per EAD 330499-00-0601</li> <li>• LEED® v4 Compliant</li> <li>• Fast curing for quick applications</li> <li>• Excellent ageing behaviour</li> <li>• Resistant to long-term hydrolysis</li> <li>• No premix necessary, thanks to the special nozzle</li> <li>• High bond strength in all conditions</li> <li>• Easy and quick to use</li> <li>• Thixotropic consistency</li> </ul>

- 🇬🇧 **Dual component Vinylester resin in glass capsule, Certified ETA-CE Option 7**
- 🇫🇷 Résine vinylester à deux composants dans capsules de verre, certifiée ETA-CE Option 7
- 🇩🇪 Doppelkomponent Vinylesterharz in Glaskapsel, mit ETA-CE Zulassung Option 7
- 🇪🇸 Resina Viniléster bicomponente en cápsula, Homologada ETA-CE Opción 7
- 🇷🇺 Двухкомпонентная винилэстеровая смола, в стеклянной капсуле, сертифицированная ETA-CE Оп. 7



Item code	Stud size M	Glass capsule size ∅ x L	Hole size ∅ x L	Pcs. per box	Pcs. per carton
★ EHE 01 08 080	M8	9 x 80	10 x 80	10	500
★ EHE 01 10 080	M10	11 x 80	12 x 90	10	500
★ EHE 01 12 095	M12	13 x 95	14 x 110	10	500
★ EHE 01 12 125	M12	13 x 125	14 x 165	10	500
★ EHE 01 16 095	M16	17 x 95	18 x 125	10	200
★ EHE 01 16 125	M16	17 x 125	18 x 190	10	200
★ EHE 01 20 160	M20	17 x 160	22 x 170	10	100
★ EHE 01 24 175	M24	22 x 175	26 x 210	10	100
★ EHE 01 24 245	M24	22 x 245	26 x 315	5	50
★ EHE 01 30 230	M30	25 x 230	32 x 280	5	50

⚠ Glass capsule for M14 stud (EHE 01 14 095) and M22 stud (EHE 01 22 160) available on request

★ **ETA-CE assessed item** / Article évalué par l'ETA-CE / ETA-CE bewerteter Artikel / Evaluación ETA-CE / Техническая Оценка ETA-CE



European Technical Assessment  
 ETAG 001 - PART 1 and 5  
**OPTION 7:** for non-cracked concrete  
 - Threaded rods M8-M30

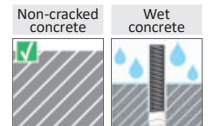

DoP



Declaration of Performance



### ETA-CE



Description	Usage	Advantages
<p>Dual Component Vinylester resin in glass capsule, for heavy duty fixings in concrete.</p> <p><b>- STORAGE:</b> The capsule must be kept in a dry and fresh place between +5°C and +30°C, possibly in the shade. During cold months, store the capsule in a heated place.</p> <p><b>- CONCRETE TEMPERATURE:</b> (during the installation) -5°C ÷ +30°C</p> <p><b>- SERVICE TEMPERATURE:</b> (environment temperature after installation) -40°C ÷ +40°C with T<sub>0,max</sub> long term temperature of +24°C -40°C ÷ +80°C with T<sub>0,max</sub> long term temperature of +50°C</p>	<p>Tecfi <b>EHE01</b> achieved the <b>ETA-CE Option 7</b> Certification for use in non-cracked concrete with threaded rods <b>from M8 to M30</b>.</p> <p>Thanks to the low content of Volatile Organic Compound, Tecfi <b>EHE01</b> can be used in closed environments (<b>VOC classification A+</b>).</p> <p><b>EHE01</b> does not pre-stress the base material, and it can be used in dry and wet holes.</p> <p>This resin does not need to be mixed, since the mixing of the two components takes place during the installation of the threaded bar.</p> <p>The capsules are pre-sized and do not generate any special waste.</p>	<ul style="list-style-type: none"> <li>• ETA-CE Certified Option 7 according to ETAG001, part 1 and 5</li> <li>• Application certified with threaded bars from 4.8 to 8.8 (even HDG), as well as A2, A4 and HCR Stainless Steel</li> <li>• Fast curing for quick applications</li> <li>• Excellent ageing behaviour</li> <li>• Resistant to long-term hydrolysis</li> <li>• No premix necessary</li> <li>• Pre-sized capsule: no waste</li> <li>• High bond strength in all conditions</li> <li>• Easy and quick to use</li> </ul>

# DGE 01

## Dual component Polyester resin (styren free), Certified ETA-CE Option 7

Résine polyester à deux composants (sans styrene), avec certification ETA-CE Option 7

Doppelkomponent Polyesterharz (styrolfrei), mit ETA-CE Zulassung Option 7

Resina poliéster bicomponente (sin estireno), Homologada ETA-CE Opción 7

Двухкомпонентный состав из полиэфировой смолы (без содержания стирола), с сертификатом ETA-CE Опция 7



Item code	Contents ml	Pcs. per carton	Pcs. pallet
<b>DGE 01 00 300</b>	300	15	960
<b>DGE 01 00 400</b>	400	12	780

**ETA-CE Certification**/Agrément technique européen ETA-CE/ETA-CE Zulassung/Homologación ETA-CE/Сертификация ETA-CE  
**FAU-FCC technical assessment** / Certificat technique d'aptitude à l'emploi FAU-FCS / Technisches Zertifikat für den Gebrauch von FAU-FCS / "Homologación Técnica de Idoneidad FAU-FCS" / Техническое свидетельство ФАУ-ФЦС № 6349-21



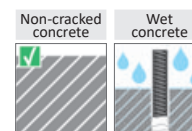
European Technical Assessment  
 ETAG 001 - PART 1 and 5  
**OPTION 7:** for non-cracked concrete  
 - Threaded rods M8-M16



European Technical Assessment  
 ETAG 029 - use category: b,c & w/d  
 - Threaded rods M8-M12



\*plastic sleeve required



Description	Usage	Advantages
<p>Styren free Dual Component Polyester resin, available in the following options:</p> <p><b>DGE 01 00 300</b> - ml 300 with 1 Nozzle, to be used with professional gun (code DH01);</p> <p><b>DGE 01 00 400</b> - ml 400 with 1 Nozzle, to be used with professional gun (code DH01; DH03).</p> <p><b>- STORAGE:</b>                      The cartridge must be kept in a dry and fresh place between +5°C and +30°C, possibly in the shade. During cold months, store the cartridge in a heated place.</p> <p><b>- BASE MATERIAL TEMPERATURE:</b>                      (during the installation)                      0°C ÷ +30°C</p> <p><b>- SERVICE TEMPERATURE:</b>                      (environment temperature after installation)                      -40°C ÷ +40°C with T<sub>0,max</sub> long term temperature of +24°C (on masonry only)                      -40°C ÷ +50°C with T<sub>0,max</sub> long term temperature of +40°C</p>	<p>Tecfi <b>DGE01</b> achieved the <b>ETA-CE Option 7</b> Certification for use in non-cracked concrete with threaded rods <b>from M8 to M16</b> as well as ETA-CE Certification for Use Category b and c for hollow and solid masonry with threaded rods <b>from M8 to M12</b>.</p> <p>Thanks to the low content of Volatile Organic Compound, Tecfi <b>DGE01</b> can be used in closed environments (<b>VOC</b> classification <b>A+</b>).</p> <p><b>LEED®</b> EQ-4,1 compliant.</p> <p>Suitable for wet concrete, <b>DGE01</b> can be installed in concrete with temperature between 0°C and +30°C.</p> <p><b>DGE01</b> allows anchorage on several base materials, such as concrete, bricks and masonry.</p> <p>For application on hollow material (bricks, masonry unit), it is necessary to use the plastic sleeve FV01.</p> <p>Partially used cartridges can be conserved by replacing the used nozzle with the original cap, and re-used.</p>	<ul style="list-style-type: none"> <li>• ETA-CE Certified Option 7 according to ETAG001-Part 1 and 5</li> <li>• ETA-CE Certified for Use Category b and c according to ETAG029</li> <li>• Product certified for concrete and masonry</li> <li>• LEED® v4 Compliant</li> <li>• Fast curing for quick applications</li> <li>• Excellent ageing behaviour</li> <li>• Resistant to long-term hydrolysis</li> <li>• No premix necessary, thanks to the special nozzle</li> <li>• Easy and quick to use</li> <li>• Thixotropic consistency</li> </ul>



# DGE 00

## Dual component Polyester resin, Certified ETA-CE

- 🇫🇷 Résine polyester à deux composants, avec certification ETA-CE
- 🇩🇪 Doppelkomponent Polyesterharz, mit ETA-CE Zulassung
- 🇪🇸 Resina poliéster bicomponente, Homologada ETA-CE
- 🇷🇺 Двухкомпонентный состав из полиэфировой смолы, с сертификатом ETA-CE



Item code	Contents ml	Pcs. per carton	Pcs. pallet
🟡 DGE 00 00 300	300	15	1260
🟡 DGE 00 00 400	400	12	1008

🟡 ETA-CE Certification / Agrément technique européen ETA-CE / ETA-CE Zulassung / Homologación ETA-CE / Сертификация ETA-CE



European Technical Assessment  
ETAG 029 - use category: b,c & w/d  
- Threaded rods M8-M12



\*plastic sleeve required

Description	Usage	Advantages
<p>Dual Component Polyester resin, available in the following options:</p> <p><b>DGE 00 00 300</b> - ml 300 with 1 Nozzle, to be used with professional gun (code DH01)</p> <p><b>DGE 00 00 400</b> - ml 400 with 1 Nozzle, to be used with professional gun (code DH01; DH03)</p> <p><b>- STORAGE:</b> The cartridge must be kept in a dry and fresh place between +5°C and +30°C, possibly in the shade. During cold months, store the cartridge in a heated place.</p> <p><b>- BASE MATERIAL TEMPERATURE:</b> (during the installation) -5°C ÷ +35°C</p> <p><b>- SERVICE TEMPERATURE:</b> (environment temperature after installation) -40°C ÷ +40°C with T<sub>0,max</sub> long term temperature of +24°C -40°C ÷ +80°C with T<sub>0,max</sub> long term temperature of +50°C</p>	<p>Tecfi <b>DGE00</b> achieved the <b>ETA-CE</b> Certification for Use Category b and c for hollow and solid masonry with threaded rods <b>from M8 to M12</b>.</p> <p>Suitable for dry and wet masonry, <b>DGE00</b> can be installed in concrete with temperature between -5°C and +35°C.</p> <p>Thanks to the low content of Volatile Organic Compound, Tecfi <b>DGE00</b> can be used in closed environments (<b>VOC</b> classification <b>A+</b>).</p> <p>For application on hollow material (bricks, masonry unit), it is necessary to use the plastic sleeve FV01.</p> <p>Partially used cartridges can be conserved by replacing the used nozzle with the original cap, and re-used.</p>	<ul style="list-style-type: none"> <li>• ETA-CE Certified for use category b and c according to ETAG029</li> <li>• Fast curing for quick applications.</li> <li>• Excellent ageing behaviour</li> <li>• Resistant to long-term hydrolysis</li> <li>• No premix necessary, thanks to the special nozzle</li> <li>• Easy and quick to use</li> <li>• Thixotropic consistency</li> </ul>

# DAF 02

## Hex shank chemical anchor stud, double 45° cut, 5.8 grade, with nut and washer, zinc plated, nutsetter included

- Tige filetée avec entraînement hexagonal, avec double tranchant de 45°, classe 5.8, avec écrou et rondelle, en acier zinguée, serre-écrou inclus
- Sechskantschaft mit chemischen Dübelbolzen, Doppel 45° Schnitt, Klasse 5.8, mit Mutter und Unterlegscheibe, verzinkt, inklusive Hülse
- Espárrago para anclaje químico con vástago hexagonal de clase 5.8, doble ángulo 45°, con tuerca hexagonal y arandela, de acero cincado, boca incluida
- Оцинкованный резьбовый стержень для химической анкеровки под двойным углом в 45° класса 5.8 с гайкой и шайбой, в комплекте с шестиганной насадкой



Item code	Size M x L (mm)	Effective embedment depth hef (mm)	Hex shank (AF)	Pcs. per box	Pcs. per carton
DAF 02 08 110	M8 x 110	80	5	10	100
DAF 02 10 130	M10 x 130	90	7	10	100
DAF 02 12 160	M12 x 160	110	8	10	100
DAF 02 12 220	M12 x 220	165	8	10	50
DAF 02 16 190	M16 x 190	125	12	10	50
DAF 02 16 260	M16 x 260	190	12	10	50
DAF 02 20 260	M20 x 260	170	12	10	50
DAF 02 24 300	M24 x 300	210	13	5	20
DAF 02 30 380	M30 x 380	280	13	5	20

Hot dip galvanized available on request (item code DAF 22)



Description / Description / Beschreibung / Descripción / Описание  
Chemical anchor stud with Hex shank, double 45° cut and mark for embedment, in steel 5.8 grade, with nut and washer, zinc plated, nutsetter included.

This product is covered by European Technical Assessment, if used with Tecfi ETA-CE chemical anchors.

One nutsetter free per box



# DAF 72



## Hex shank chemical anchor stud, double 45° cut, in A4-70 (AISI 316) stainless steel, with nut and washer, nutsetter included

- Tige filetée avec entraînement hexagonal, avec double tranchant de 45°, en A4-70 (AISI 316) en acier inox, avec écrous et rondelle, serre-écrou
- Sechskantschaft mit chemischen Dübelbolzen, Doppel 45° Schnitt, in A4-70 (AISI 316) aus Edelstahl, mit Mutter und Unterlegscheibe, Hülse
- Espárrago para anclaje químico con vástago hexagonal, doble ángulo 45°, con tuerca hexagonal y arandela, de acero inoxidable A4-70 (AISI 316), boca incluida
- Резьбовый стержень для химической анкеровки под двойным углом в 45° из нержавеющей стали A4-70 (AISI 316) с гайкой и шайбой, в комплекте с шестиганной насадкой



Item code	Size M x L (mm)	Effective embedment depth hef (mm)	Hex shank (AF)	Pcs. per box	Pcs. per carton
DAF 72 08 110	M8 x 110	80	5	10	100
DAF 72 10 130	M10 x 130	90	7	10	100
DAF 72 12 160	M12 x 160	110	8	10	100
DAF 72 16 190	M16 x 190	125	12	10	50
DAF 72 20 260	M20 x 260	170	12	10	50
DAF 72 24 300	M24 x 300	210	13	5	20
DAF 72 30 380	M30 x 380	280	13	5	20

A2-70 (AISI 316) stainless steel available on request (without hex shank only, item code DBF 52)

HCR 1.4529 or 1.4565 property class 70 stainless steel available on request (without hex shank only, item code DBF 92)



Description / Description / Beschreibung / Descripción / Описание  
Chemical anchor stud with Hex shank, double 45° cut and mark for embedment, in A4 (AISI 316) stainless steel, property class 70, with nut and washer, nutsetter included.

This product is covered by European Technical Assessment, if used with Tecfi ETA-CE chemical anchors.


One nutsetter free per box



# DAT 02

## 🇬🇧 Slotted dog point steel bar 8.8 grade with hex nut and washer, zinc plated

- 🇫🇷 Tige filetée fendue classe 8.8, avec écrou hexagonal et rondelle, en acier zingué
- 🇩🇪 Gewindestange mit Schlitz Klasse 8.8 mit Sechskantmutter und Scheibe, verzinkt
- 🇪🇸 Espárrago para anclaje químico, clase 8.8, con tuerca hexagonal y arandela, de acero cincado
- 🇷🇺 Оцинкованный резьбовый стержень класса 8.8 с шестигранной гайкой и шайбой




Description / Description / Beschreibung / Descripción / Описание  
This product is covered by European Technical Assessment, if used with Tecfi ETA-CE chemical anchors.

Item code	Size M x L (mm)	Pcs. per box	Pcs. per carton
<b>M6 / SW: 10</b>			
DAT 02 06 060	M6 x 60	100	1.000
DAT 02 06 090	M6 x 90	100	1.000
DAT 02 06 100	M6 x 100	100	1.000
in DAT 02 06 120	M6 x 120	50	500
DAT 02 06 140	M6 x 140	50	500
<b>M8 / SW: 13</b>			
DAT 02 08 075	M8 x 75	50	500
DAT 02 08 100	M8 x 100	50	500
in DAT 02 08 120	M8 x 120	50	500
DAT 02 08 140	M8 x 140	50	500
DAT 02 08 160	M8 x 160	50	250
<b>M10 / SW: 17</b>			
DAT 02 10 095	M10 x 95	25	250
DAT 02 10 125	M10 x 125	25	250
DAT 02 10 145	M10 x 145	25	250
DAT 02 10 165	M10 x 165	25	250
DAT 02 10 185	M10 x 185	25	250
<b>M12 / SW: 19</b>			
DAT 02 12 120	M12 x 120	25	125
DAT 02 12 150	M12 x 150	25	125
DAT 02 12 180	M12 x 180	25	125
DAT 02 12 200	M12 x 200	15	75
DAT 02 12 230	M12 x 230	15	75
<b>M16 / SW: 24</b>			
DAT 02 16 175	M16 x 175	15	75
DAT 02 16 205	M16 x 205	12	60
DAT 02 16 235	M16 x 235	12	60
DAT 02 16 255	M16 x 255	12	60

# LN 01

## 🇬🇧 Chemical anchor stud 45° sliced, 5.8 grade, with nut and washer, zinc plated

- 🇫🇷 Tige filetée coupée à 45°, pour fixations chimiques, classe 5.8, avec écrou et rondelle, en acier zingué
- 🇩🇪 Verzinkte Gewindestange 45° geschnitten, für chemische Befestigungen, Klasse 5.8, mit Schraubenmutter und Scheibe
- 🇪🇸 Espárrago para anclaje químico, ángulo 45°, clase 5.8, con tuerca hexagonal y arandela, de acero cincado
- 🇷🇺 Оцинкованный резьбовый стержень под углом в 45° класса 5.8 с гайкой и шайбой для химической анкеровки




Technical Data Sheet









Description / Description / Beschreibung / Descripción / Описание  
This product is covered by European Technical Assessment, if used with Tecfi ETA-CE chemical anchors.


Box / Boîte / Verpackung  
Caja / Упаковка




# DA 02

-  **DIN 976-1/A Metric thread stud bolt, flat ends, 5.8 grade, with nut and washer, zinc plated**
-  **DIN 976-1/A Tige filetée classe 5.8 à extrémité plate, avec écrou hexagonal et rondelle, en acier zingué**
-  **DIN 976-1/A Metrischer Gewindebolzen, mit flachem Ende, Klasse 5.8, mit Mutter und Unterlegscheibe, verzinkt**
-  **DIN 976-1/A - Espárrago para anclaje químico, clase 5.8, con tuerca hexagonal y arandela, de acero cincado**
-  **DIN 976-1/A оцинкованный метрический резьбовой стержень, с плоскими краями, класса 5.8 с гайкой и шайбой**




Item code	Size M x L (mm)	Pcs. per box	Pcs. per carton
<b>M6 / SW: 10</b>			
DA 02 06 065	M6 x 65	100	1.000
<b>M8 / SW: 13</b>			
DA 02 08 065	M8 x 65	50	500
DA 02 08 075	M8 x 75	50	500
DA 02 08 085	M8 x 85	50	500
DA 02 08 105	M8 x 105	50	500
<b>M10 / SW: 17</b>			
DA 02 10 080	M10 x 80	50	250
DA 02 10 095	M10 x 95	50	250
DA 02 10 110	M10 x 110	50	250
DA 02 10 130	M10 x 130	25	250
<b>M12 / SW: 19</b>			
DA 02 12 115	M12 x 115	25	250
<b>M16 / SW: 24</b>			
 <b>DA 02 16 190</b>	M16 x 190	12	60

 **Until stockout / Jusqu'à épuisement de stocks / Jusqu'à épuisement de stocks / Solange der Vorrat reicht / Hasta agotar existencias / До окончания стака**






Description / Description / Beschreibung / Descripción / Описание


This product is covered by European Technical Assessment, if used with Tecfi ETA-CE chemical anchors (except if used with chemical glass capsules item code EHE).

Box / Boîte / Verpackung / Caja / Упаковка

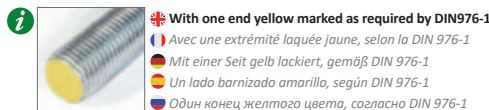







# DA 05 <sup>NEW</sup>

-  **DIN 976-1/A Metric thread stud bolt, flat ends, 8.8 grade, with nut and washer, zinc plated**
-  **DIN 976-1/A Tige filetée classe 8.8 à extrémité plate, avec écrou hexagonal et rondelle, en acier zingué**
-  **DIN 976-1/A Metrischer Gewindebolzen, flache Enden, Klasse 8.8, mit Mutter und Unterlegscheibe, verzinkt**
-  **DIN 976-1/A - Espárrago para anclaje químico, clase 8.8, con tuerca hexagonal y arandela, de acero cincado**
-  **DIN 976-1/A оцинкованный метрический резьбовой стержень, с плоскими краями, класса 8.8 с гайкой и шайбой**



Item code	Size M x L (mm)	Pcs. per box	Pcs. per carton
<b>M20 / SW: 30</b>			
DA 05 20 245	M20 x 245	-	25
DA 05 20 290	M20 x 290	-	20
DA 05 20 380	M20 x 380	-	15




 **With one end yellow marked as required by DIN976-1**  
 (  ) **Avec une extrémité laquée jaune, selon la DIN 976-1**  
 (  ) **Mit einer Seite gelb lackiert, gemäß DIN 976-1**  
 (  ) **Un lado barnizado amarillo, según DIN 976-1**  
 (  ) **Один конец желтого цвета, согласно DIN 976-1**

Description / Description / Beschreibung / Descripción / Описание

This product is covered by European Technical Assessment, if used with Tecfi ETA-CE chemical anchors (except if used with chemical glass capsules item code EHE).

Box / Boîte / Verpackung / Caja / Упаковка



# CV 01 - CU 01

 **Steel hook screw, zinc plated**

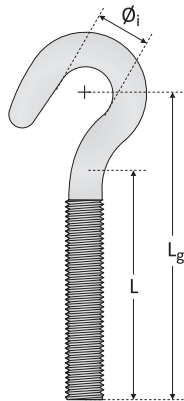
 Crochet rond en acier zingué

 Verzinkte Rundhaken

 Gancho de acero cincado

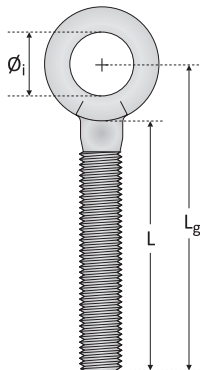
 Оцинкованный крюк

**CV 01** Steel hook screw / Crochet rond / Rundhaken / Gancho / крюк



Item code	Size <i>M x L<sub>g</sub> x L (mm)</i>	Pcs. per box	Pcs. per carton
CV 01 06 055	M6 x 65 x 55	100	1.000
CV 01 08 065	M8 x 85 x 65	50	500
CV 01 10 081	M10 x 100 x 81	25	250
CV 01 12 098	M12 x 125 x 98	15	150

**CU 01** Steel eye screw / Oeillet / Augenschraube / Argolla / кольцо




Item code	Size <i>M x L<sub>g</sub> x L / <math>\phi_i</math> (mm)</i>	Pcs. per box	Pcs. per carton
CU 01 06 055	M6 x 65 x 55 / 10	100	1.000
CU 01 08 065	M8 x 75 x 65 / 11,5	50	500
CU 01 10 081	M10 x 95 x 81 / 14	25	250
CU 01 12 098	M12 x 115 x 98 / 17	15	150

Technical  
Data Sheet







Box / Boîte / Verpackung / Caja / Упаковка







# FV 01

## Plastic sleeve for chemical anchor

-  Manchon foré en plastique, pour ancrage chimique
-  Siebhülse aus Kunststoff für chemische Verankerung
-  Tamiz plástico para anclajes químicos
-  Пластиковая втулка для химического анкера



Item code	Size Ø x L (mm)	Hole do (mm)	Hole depth h1 (mm)	Suitable for accessories M	Pcs. per box	Pcs. per carton
FV 01 12 045	12 x 45	12	50	6 ÷ 8	25	250
FV 01 12 060	12 x 60	12	65	6 ÷ 8	25	250
 FV 01 12 080	12 x 80	12	90	6 ÷ 8	25	250
 FV 01 15 085	15 x 85	15	95	8 ÷ 10	25	250
FV 01 15 130	15 x 130	15	140	8 ÷ 10	25	250
 FV 01 20 085	20 x 85	20	95	10 ÷ 12	25	250

 **ETA-CE assessed item** / Article évalué par l'ETA-CE / ETA-CE bewertet Artikel / Evaluación ETA-CE / Техническая Оценка ETA-CE







Description / Description / Beschreibung / Descripción / Описание  
This product is covered by European Technical Assessment, if used with Tecfi ETA-CE chemical anchors.

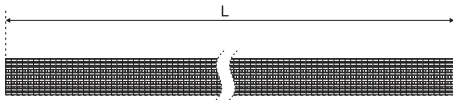
Box / Boîte / Verpackung / Caja / Упаковка



# PM 01

## Zinc plated steel holed sleeve for hollow base materials with chemical anchors

-  Manchon en acier zingué pour fixation chimique sur matériaux creuses, longueur 1 mt
-  Verzinkte Siebhülse für chemische Befestigung auf Hohl und Lochbaustoffen
-  Tamiz metálico en malla longitud 1 metro, para anclajes químicos
-  Оцинкованная сетчатая гильза 1м для крепления химических анкеров в пустотелых материалах



Item code	Hole Ø x L (mm)	Size do (mm)	Suitable for accessories M	Pcs. per box
PM 01 12 100	10 x 1.000	12	6 ÷ 8	15
PM 01 16 100	14 x 1.000	16	8 ÷ 10	10
PM 01 22 100	20 x 1.000	22	12 ÷ 16	6
PM 01 30 100	28 x 1.000	30	16 ÷ 22	4







Box / Boîte / Verpackung / Caja / Упаковка



# FZ 01

## Zinc plated steel bush with internal thread, for chemical anchor

-  Manchon en acier zingué avec filetage interieur, pour ancrage chimique
-  Verzinkte Innengewindehülse für chemische Verankerung
-  Tamiz de acero cincado con rosca interior, para anclajes químicos
-  Оцинкованная втулка с внутренней резьбой для химического анкера



Item code	Size Ø x L (mm)	Internal thread M	Pcs. per box	Pcs. per carton
FZ 01 06 048	8 x 48	M6	25	250
FZ 01 08 083	12 x 80	M8	25	250
FZ 01 10 083	14 x 80	M10	25	250
FZ 01 12 083	16 x 80	M12	25	250

# DH 04

## Professional hand gun for SINTO-EE (SWE01 and XWE01 resins), shuttle cartridge type

- 🇫🇷 Pistolet professionnel manuel pour SINTO-EE (Résine SWE01-XWE01), pour cartouche Shuttle
- 🇩🇪 Profi-Handpistole für SINTO-EE (Epoxidharz SWE01-XWE01), für Shuttle Kartusche
- 🇪🇸 Pistola manual profesional para Sinto-EE (resina SWE01-XWE01), cartuchos Shuttle
- 🇷🇺 Профессиональный ручной пистолет для SINTO-EE (SWE01-XWE01 resin), для картриджей Shuttle



to be used with:  
SHUTTLE CARTRIDGES



Item code	Suitable for cartridges of: ml	Pcs. per box
⚠️ DH 04 00 470	400 - 470	1
<b>New Item</b> DH 04 00 585	385 - 400 - 470 - 585	1

⚠️ Until stockout / Jusqu'à épuisement de stocks / Jusqu'à épuisement de stocks / Solange der Vorrat reicht / Hasta agotar existencias / до окончания стока

# DH 05

## Professional pneumatic hand guns for SINTO-EE (SWE01 resin), shuttle cartridge type

- 🇫🇷 Pistolet professionnel pneumatique pour SINTO-EE (Résine SWE01), pour cartouche Shuttle
- 🇩🇪 Profi-Druckluftpistole für SINTO-EE (Epoxidharz SWE01), für Shuttle Kartusche
- 🇪🇸 Pistola neumática profesional para Sinto-EE (resina SWE 01), cartuchos Shuttle
- 🇷🇺 Профессиональный пневматический пистолет для SINTO-EE (SWE01 resin), для картриджей Shuttle



to be used with:  
SHUTTLE CARTRIDGES



Item code	Suitable for cartridges of: ml	Pcs. per carton
* DH 05 00 470	470	1
* DH 05 00 900	900	1

\* Available on request (quantity and lead time to be agreed) / Disponible sur demande (quantité et délai de livraison à concorder) / Verfügbar auf Anfrage (Menge und Liefertermin zu vereinbaren) / Disponible bajo solicitud (cantidad y tiempos de entrega a concordar) / На заказ (количество и срок поставки по соглашению)







to be used with:  
SHUTTLE CARTRIDGES



# DH 01

**Professional hand guns for SINTO dual component resin range, sealants and adhesive**





-  Pistolet professionnel manuel pour résine à deux composants
-  Professionelle Handpistole für doppelkomponent Harz
-  Pistola manual profesional para resinas bicomponentes Sinto
-  Профессиональный ручной пистолет для инъекционных составов SINTO

Item code	Suitable for cartridges of: ml	Pcs. per box
DH 01 01 300	150 - 165 - 280 - 290 - 300 - 310	4
DH 01 00 345	150 - 165 - 300 - 345 - 360	4
DH 01 00 400	380 - 400	4



# DH 03

**Professional pneumatic hand gun for SINTO dual component resin range, coaxial cartridge type**

-  Pistolet pneumatique professionnel pour résine bi-composant SINTO, type de cartouche coaxiale
-  Professionelle Druckluft- Handpistole für SINTO Doppelkomponent Harz, koaxialer Kartuschentyp
-  Pistola profesional neumática para cartuchos coaxiales de resinas bicomponentes Sinto
-  Профессиональный ручной пистолет для SINTO, для коаксиальных картриджей



Item code	Suitable for cartridges of: ml	Pcs. per carton
* DH 03 00 400	380 - 400	1

\* Available on request (quantity and lead time to be agreed) / Disponible sur demande (quantité et délai de livraison à concorder) / Verfügbar auf Anfrage (menge und Liefertermin zu vereinbaren) / Disponible bajo solicitud (cantidad y tiempos de entrega a concordar) / На заказ (количество и срок поставки по согласованию)



# DW 01


## 🇬🇧 Pump for hole cleaning

- 🇫🇷 Pompe soufflante pour le nettoyage de trous
- 🇩🇪 Ausblaspumpe zum Ausblasen von Bohrlöchern
- 🇪🇸 Bomba soplante para limpieza de taladros
- 🇷🇺 Насос для очистки



Item code	Volume cm <sup>3</sup>	Pcs. per box
DW 01 00 001	500	4

Box / Boîte / Verpackung / Caja / Упаковка



# DI

## 🇬🇧 Mixer nozzles for two components resin in cartridge, natural white colour

- 🇫🇷 Mélangeur universel pour cartouche de résine bi-composent
- 🇩🇪 Universal- Mischer für doppelkomponent Harzkartusche
- 🇪🇸 Mezclador universal para resina bicomponente
- 🇷🇺 Универсалный сместитель для двухкомпонентный инъекционный состав



DI 01



DI 02



inBlister®  
522

Item code	Length (mm)	Helix length (mm)	Suitable for cartridges of: ml	Pcs. per box
DI 01 00 400	215	70	300 - 345 - 380 - 400 - 900	30
DI 02 00 400	215	130	300 - 345 - 380 - 400 - 900	24

Box / Boîte / Verpackung / Caja / Упаковка



# MAC 01

**UK Pull-out test machine, tensile capacity 100 kN, with digital display and hanging accessories, in carrying cases**

- FR** Machine pour extraction, avec une capacité de 100 kN, écran digital et accessoires d'adhérence dans le cas où elle doit être transportée
- DE** Maschine für Extraktionsprüfung, Leistungsfähigkeit 100 kN, mit Digitaldisplay und Prüfzubehör in Handkoffer
- ES** Máquina de extracción, capacidad 100 kN, con pantalla digital y accesorios, en maletín
- RU** Тестовый домкрат для проведения натурных испытаний анкеров на вырыв до 100 кН, с цифровым дисплеем, аксессуарами, чехлом и контейнером для его переноски



Item code	Tensile capacity	Pcs. per carton
	(kN)	
<b>MAC 01 00 100 *</b>	100	1

\* Available on request (quantity and lead time to be agreed) / Disponible sur demande (quantité et délai de livraison à concorder) / Verfügbar auf Anfrage (Menge und Liefertermin zu vereinbaren) / Disponible bajo solicitud (cantidad y tiempos de entrega a concorder) / На заказ (количество и срок поставки по соглашению)

## Description / Description / Beschreibung / Descripción / Описание

Pull-out test machine, tensile capacity 100 kN, with digital display, carrying cases and following accessories:

1) Anchor hanging accessories:

- Shouldered rings with threaded holes M10, M12, M16 and M20;
- Shouldered ring with slotted hole open on one side with diameters 10, 12, 16 and 20;
- Shouldered ring with threaded pin diameters M10, M12, M16 and M20.

2) Special accessories for testing of eyebolt, lifting bolt, scaffolding rings:


- Fork joint and pin;
- Extra-long feet.

# MAC 02

**UK Hydraulic Pull-out tester kit, with accessories, in carrying case**

- FR** Machine hydraulique pour essais d'extraction, avec accessoires, en mallette
- DE** Hydraulikmaschine für Extraktionsprüfung, mit Prüfzubehör in Handkoffer
- ES** Máquina hidráulica de extracción, con accesorios, en maletín
- RU** Гидравлическая универсальная испытательная машина на вырыв с испытательными принадлежностями, в футляре

tensile capacity 50 kN with digital gauge / avec une capacité de 50kN et écran digital / Leistungsfähigkeit 50 kN mit Digitaldisplay / capacidad 50kN con pantalla digital / натурных испытаний анкеров на вырыв до 50кН, с цифровым дисплеем



Technical Data Sheet



Item code	Tensile capacity	Pcs. per carton
	(kN)	
<b>MAC 02 00 050 *</b>	50	1

\* Available on request (quantity and lead time to be agreed) / Disponible sur demande (quantité et délai de livraison à concorder) / Verfügbar auf Anfrage (Menge und Liefertermin zu vereinbaren) / Disponible bajo solicitud (cantidad y tiempos de entrega a concorder) / На заказ (количество и срок поставки по соглашению)

## Description / Description / Beschreibung / Descripción / Описание

Manual Hydraulic pull out testing machine, tensile capacity 50 kN, with aluminium frame and digital calibrated gauge, in foam filled plastic carrying case.

With the following accessories:

1) adaptors for anchors

- threaded button adaptors M10 ed M12;
- threaded stud adaptors M16, M20 ed M24;
- slotted button adaptors, diameters 6, 8, 10 and 12.
- eyebolt tester kit

2) tools and accessories for maintenance.

tensile capacity 25 kN with analogue gauge / avec une capacité de 25 kN et jauge analogique / Leistungsfähigkeit 25 kN mit Analogdisplay / capacidad 25kN con pantalla analógica / Грузоподъемность 25 кН с аналоговым дисплеем



Technical Data Sheet



Item code	Tensile capacity	Pcs. per carton
	(kN)	
<b>MAC 02 01 025 *</b>	25	1

\* Available on request (quantity and lead time to be agreed) / Disponible sur demande (quantité et délai de livraison à concorder) / Verfügbar auf Anfrage (Menge und Liefertermin zu vereinbaren) / Disponible bajo solicitud (cantidad y tiempos de entrega a concorder) / На заказ (количество и срок поставки по соглашению)

## Description / Description / Beschreibung / Descripción / Описание

Manual Hydraulic pull out testing machine, tensile capacity 25 kN, with aluminium frame and analogue calibrated gauge, in foam filled plastic carrying case.

With the following accessories:


1) adaptors for anchors


- threaded button adaptors M4, M5, M6, M8, M10 and M12
- threaded stud adaptors M16, M20
- slotted button adaptors, diameters 4, 5, 6, 8, 10 and 12
- eyebolt tester kit


2) tools and accessories for maintenance.

	 Handyplug® - Multi-purpose Nylon anchors, ETA Approved	 Handyplug® - Cheville universelle en nylon Handyplug® - Universal- Langschaftdübel aus Nylon Handyplug® - Taco UNIVERSAL de nylon Handyplug® - Многофункциональные нейлоновые анкера	<b>188</b>
	 Nylon frame anchor	 Cheville cadre en nylon Langschaftdübel aus Nylon Taco de nylon para marcos Нейлоновый рамный дюбель	<b>198</b>
	 Metal frame anchors	 Cheville cadre à douille Hülseanker aus Metall Taco metálico para marcos Металлические рамные дюбели	<b>199</b>
	 Concrete screws	 Vis à béton Betonschrauben Tornillos para hormigón Шурупы по бетону	<b>200</b>
	 Nylon anchors with nail screw	 Cheville en nylon avec clou Nylondübel mit Nagelschraube Tacos de nylon con tornillo clavable Нейлоновые дюбель-звезды	<b>202</b>
	 Nylon anchors with wood screw	 Cheville en nylon avec vis à bois Nylondübel mit Holzschraube Tacos de nylon con tornillo para madera Нейлоновые дюбели с шурупом	<b>205</b>
	 Pan head BIMETAL self drilling screw	 Vis autoperceuse bi-métal tête cylindrique Bimetall Zylinderkopf- Bohrschraube Tornillo autotaladrante BIMETAL, cabeza cilíndrica Самосверлящий шуруп с цилиндрической головкой	<b>211</b>
	 Four fingers clamp	 Équerre à quatre pinces Klammer mit vier Klemmen Clip cincada con cuatro agujeros Оцинкованный крепежный кляммер рядовой	<b>212</b>
	 Through-holed set screw and rivet nut	 Bouchon à six pans creux Gewindestift mit Innensechskant Tornillo hueco sin cabeza con huella hexagonal Винт установочный, внутренний шестигранник	<b>214</b>
	 Self drilling screws	 Vis autoperceuse Bohrschrauben Tornillos autotaladrantes Самосверлящий шуруп	<b>216</b>
	 Tapping screws	 Vis autotaraudeuse Blechschaube Tornillo autorroscante Шуруп-саморез	<b>224</b>
	 Pan washer head tapping screw	 Vis autotaraudeuse tête cylindrique Tellerkopf - Blechschaube Tornillo autorroscante con cabeza cilíndrica arandela estampada Шуруп-саморез с полукруглой головкой	<b>230</b>
	 Pan washer head screw for plastic	 Vis tête cylindrique pour plastique Tellerkopfschraube für Plastik Tornillo para plástico con cabeza cilíndrica arandela estampada Шуруп для пластика	<b>230</b>
	 Cylinder head hex recess machine screw	 Vis tête cylindrique à six pans creux Zylinderkopfschraube mit Innensechskant Tornillo rosca métrica con cabeza cilíndrica huella hexagonal Винт с цилиндрической головкой	<b>231</b>
	 Cylinder head hex recess self tapping screw	 Vis autotaraudeuse, tête cylindrique à six pans creux Zylinderkopf- Blechschaube mit Innensechskant Tornillo autorroscante con cabeza cilíndrica huella hexagonal Шуруп-саморез с цилиндрической головкой	<b>231</b>
	 Screws and anchors with door-stop	 Chevilles et vis avec butoir de porte Dübeln und Schrauben mit Türstopper Tacos y tornillos con tope de puertas Дюбели и шурупы с ограничителем открывания	<b>232</b>
	 Door-stop	 Butoir de porte Türstopper Tope de puertas Ограничитель открывания	<b>234</b>
	 Stop & Go - Magnetic door stop	 Stop&Go - Ferme-porte magnétique Stop&Go - Magnetischer Türschließer Stop&Go - Tope de puertas magnético Stop & Go - магнитный ограничитель открывания двери	<b>234</b>

## Windows and frames fixing systems

 Systèmes pour fixation légères de bâtis

 Systeme für die Befestigung von Fenster- und Türenrahmen

 Sistemas para fijaciones de Ventanas y Marcos

 Рамные и дверные крепления

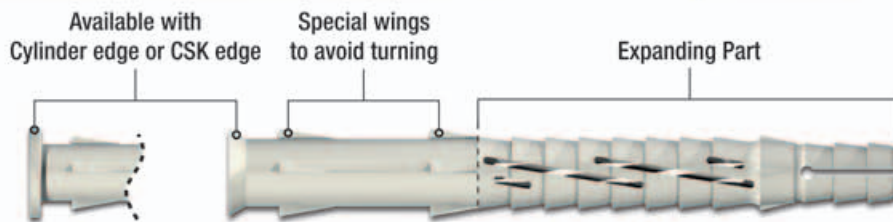
# VS Handyplug®

THE FACTOTUM PLUG

THE MULTI-PURPOSE NYLON ANCHOR ETA-CE CERTIFIED



**PATENTED DESIGN**



Zinc Plated



Stainless Steel **INOX WAVE**  
A4-70 (AISI 316)



Special Finishing




1000 hours SST



Latest 2018: also available with "Steel Saver 1000h - ZL" special coating, guarantees a very high Salt Spray Test corrosion resistance, up to 20 times higher than standard zinc plating coatings.

Concrete, Solid Masonry




Full radial expansion behaviour on concrete and solid masonry

Perforated Masonry



Multiple radial expansion behaviour on perforated masonry

Hollow Masonry



Knotted behaviour on hollow masonry (not covered by ETA)

Aerated autoclaved concrete



Full radial expansion behaviour on aerated autoclaved concrete

Made in Italy



## Ideal for façades and frames

**VS-Handyplug®** multi-purpose high performance nylon anchor for fixing on almost all base materials, has achieved in the 2017 an updated **European Technical Assessment** according to the "Guideline ETAG020", with more and new base materials (**Use category: a, b, c, d**), and with **fire resistance R90 (for the diameter 10)**.

**VS-Handyplug®** includes a very wide screws range, combining the great mechanical performance with very high corrosion resistance.

- a - Concrete**  
Full radial expansion
- b - Solid masonry**  
Full radial expansion
- c - Hollow or perforated masonry**  
Multiple radial expansion
- d - Aerated autoclaved concrete**  
Full radial expansion



European Technical Assessment  
Use Category: a,b,c,d  
ETA-13/0135 – ETAG 020



CrVI free  
in compliance with  
European Directive  
RoHS 2 2011/65/UE



You  
Tube



# VS 11 - VS 13



**Multi-purpose countersunk edge nylon anchor, with 6-lobe recess flat countersunk head special wood screw, ETA-CE certified**

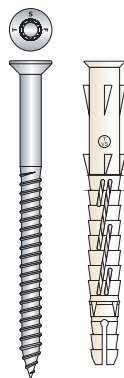
Cheville universelle rallongée en nylon à collerette fraisée, avec vis à bois spéciale tête fraisée avec empreinte à six lobes, avec certification ETE-CE

Universal-Langschafthdübel aus Nylon mit Senkkopfkragen mit spezieller Innensechsrund Senkkopf-Holzschraube, ETA-CE zertifiziert

Taco universal de nylon con collarín avellanado, con tornillo especial para madera con cabeza avellanada 6 lóbulos internos, Homologado ETA-CE

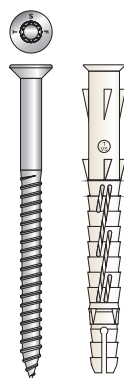
Универсальный нейлоновый дюбель с плоским бортом, со специальным шурупом с плоской потайной головкой и шестигранным шлицем

## VS 11 zinc plated screw / zinguée / verzinkt / tornillo cincado / оцинкованным



Item code	Anchor size Ø x L / t <sub>fix</sub> (mm)	Screw size Øs x Ls (mm)	Pcs. per box	Pcs. per carton
<b>Ø 8 / T-30</b>				
VS 11 08 080	8 x 80 / 10	6 x 85	50	500
VS 11 08 100	8 x 100 / 30	6 x 105	50	500
VS 11 08 120	8 x 120 / 50	6 x 125	50	500
VS 11 08 140	8 x 140 / 70	6 x 145	50	500
<b>Ø 10 / T-40</b>				
VS 11 10 080	10 x 80 / 10	7 x 85	50	500
VS 11 10 100	10 x 100 / 30	7 x 105	50	500
VS 11 10 120	10 x 120 / 50	7 x 125	25	250
VS 11 10 140	10 x 140 / 70	7 x 145	25	250
VS 11 10 160	10 x 160 / 90	7 x 165	25	250
VS 11 10 200	10 x 200 / 130	7 x 205	25	250
VS 11 10 230	10 x 230 / 160	7 x 235	25	250

## VS 13 A4-70 (AISI 316) stainless steel screw / vis en acier Inox A4-70 (AISI 316) / Edelstahlschraube A4-70 (AISI 316) / tornillo de acero Inoxidable A4-70 (AISI 316) / шурупом нержавеющей стали A4-70 (AISI 316)



Item code	Anchor size Ø x L / t <sub>fix</sub> (mm)	Screw size Øs x Ls (mm)	Pcs. per box	Pcs. per carton
<b>Ø 8 / T-30</b>				
VS 13 08 080	8 x 80 / 10	6 x 85	50	500
VS 13 08 100	8 x 100 / 30	6 x 105	50	500
VS 13 08 120	8 x 120 / 50	6 x 125	50	500
VS 13 08 140	8 x 140 / 70	6 x 145	25	250
<b>Ø 10 / T-40</b>				
VS 13 10 080	10 x 80 / 10	7 x 85	50	500
VS 13 10 100	10 x 100 / 30	7 x 105	50	500
VS 13 10 120	10 x 120 / 50	7 x 125	25	250
VS 13 10 140	10 x 140 / 70	7 x 145	25	250
VS 13 10 160	10 x 160 / 90	7 x 165	25	250
VS 13 10 200	10 x 200 / 130	7 x 205	25	250
VS 13 10 230	10 x 230 / 160	7 x 235	25	250



European Technical Assessment  
ETAG 020  
Use Category: a,b,c,d

ETA-CE Certified item / ETE-CE Agrément technique européen / ETA-CE Zulassung / Homologación ETA-CE / Сертификация ETA-CE  
 VS-Handyplug® Ø10: at least 90 minutes fire resistance (R90) for fastening of façade systems on concrete, if the admissible load ≤ 0,8 [kN] (no permanent centric tension load)

VS-Handyplug® Ø10: Produit certifié pour la résistance au feu 90 minutes (R90) pour le montage de façade-rideau ventilée sur béton pour charges ≤ a 0,8[kN] (charges axiales permanentes pas admises)

VS-Handyplug® Ø10: Produkt zugelassen für Feuerwiderstand 90 Min. (R90) für die Montage von Vorhangfassaden auf Beton für Lasten ≤ a 0,8[kN] (Ständige axiale Belastungen nicht erlaubt)

VS-Handyplug® Ø10: Producto homologado para resistencia al fuego superior a 90 minutos de exposición (R90) para la instalación de fachadas continuas sobre hormigón para cargas ≤ a 0,8[kN] (cargas axiales permanentes no permitidas)

VS-Handyplug® Ø10: Сертифицированные изделия для огнестойкости более 90 минут (R90) для установки навесных фасадов на бетон для нагрузок ≤ 0,8 [кН] (постоянные осевые нагрузки не допускаются)

### Use Category

a - normal weight concrete: by fully radial expansion

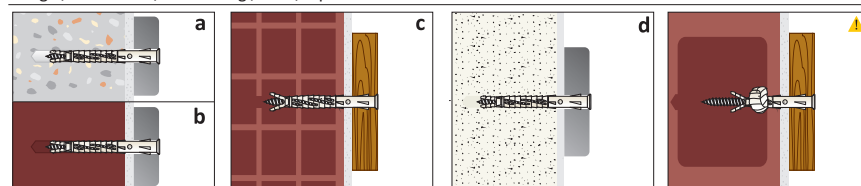
b - solid masonry: (solid masonry, tuff, solid calcium silicate masonry) by fully radial expansion

c - hollow or perforated masonry: (hollow masonry, Poroton, hollow calcium silicate masonry) by multiple radial expansion

d - autoclaved aerated concrete: by fully radial expansion

▲ hollow masonries (not included in the ETA-CE): by knotting, thanks to the hard cone pulling

### Usage / Utilisation / Benutzung / Uso / Применение



### DoP



Box / Boîte / Verpackung  
Caja / Упаковка



# VS 12 STEEL SAVER® Special Coating



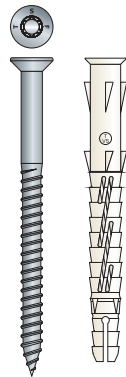
🇬🇧 **Multi-purpose countersunk edge nylon anchor, with 6-lobe recess flat countersunk head special wood screw, special coating "Steel Saver® 1000h - ZL"**

🇫🇷 Cheville universelle rallongée en nylon à collerette fraisée, avec vis à bois tête fraisée plate finition spéciale "Steel Saver® 1000 h - ZL"

🇩🇪 Universal-Langschafthdübel aus Nylon mit Senkkopfkragen mit spezieller Innensechsrund Senkkopf-Holzschraube, spezielle Hochleistungsbehandlung "Steel Saver® 1000h - ZL"

🇪🇸 Taco universal de nylon con collarín avellanado, con tornillo especial para madera con cabeza avellanada 6 lóbulos internos, acabado especial "Steel Saver® 1000 h - ZL"

🇷🇺 Универсальный нейлоновый дюбель с плоским бортом, со специальным шурупом с плоской потайной головкой и шестигранным шлицем со специальным покрытием "Steel Saver®" 1000 часов в СТ



Item code	Anchor size Ø x L / tfix (mm)	Screw size Øs x Ls (mm)	Pcs. per box	Pcs. per carton
<b>Ø 8 / T-30</b>				
in VS 12 08 080	8 x 80 / 10	6 x 85	50	500
in VS 12 08 100	8 x 100 / 30	6 x 105	50	500
VS 12 08 120	8 x 120 / 50	6 x 125	50	500
VS 12 08 140	8 x 140 / 70	6 x 145	50	500
<b>Ø 10 / T-40</b>				
in VS 12 10 080	10 x 80 / 10	7 x 85	50	500
in VS 12 10 100	10 x 100 / 30	7 x 105	50	500
in VS 12 10 120	10 x 120 / 50	7 x 125	25	250
VS 12 10 140	10 x 140 / 70	7 x 145	25	250
VS 12 10 160	10 x 160 / 90	7 x 165	25	250
VS 12 10 200	10 x 200 / 130	7 x 205	25	250
VS 12 10 230	10 x 230 / 160	7 x 235	25	250



"Steel Saver® 1000h - ZL" special coating



Tecfi "Steel Saver® 1000h - ZL" special coating guarantees a very high Salt Spray Test corrosion resistance, up to 10 times higher than standard zinc plating coatings.

Technical Data Sheet

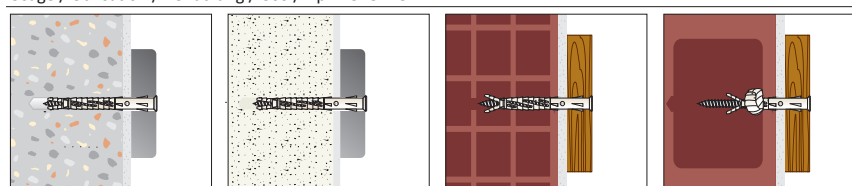


Box / Boîte / Verpackung / Caja / Упаковка



Please see technical details on page 14

Usage / Utilisation / Benutzung / Uso / Применение



For fixing on all types of material:

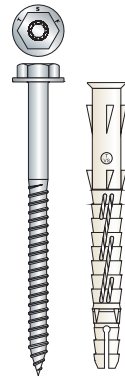
- on concrete and solid masonry: by fully radial expansion
- on hollow masonry: by knotting (not included into ETA-CE)
- on perforated masonry: by multiple radial expansion
- on aerated autoclaved concrete: by fully radial expansion

# VS 31 - VS 33



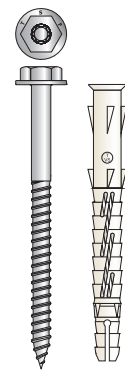
- 🇬🇧 **Multi-purpose countersunk edge nylon anchor, with 6-lobe recess hexagonal washer head special wood screw, ETA-CE certified**
- 🇫🇷 Cheville universelle rallongée en nylon à collerette fraisée, avec vis à bois spéciale tête hexagonale empreinte à six lobes, avec certification ETE-CE
- 🇩🇪 Universal-Langschafthdübel aus Nylon mit Senkkopfkragen mit spezieller Innensechsrund Sechskant-Holzschraube, ETA-CE zertifiziert
- 🇪🇸 Taco universal de nylon con collarín avellanado, con tornillo especial para madera con cabeza hexagonal arandela estampada 6 lóbulos internos, Homologado ETA-CE
- 🇷🇺 Универсальный нейлоновый дюбель с плоским бортом, со специальным шурупом с шестигранной головкой и шестигранным шлицем

## VS 31 zinc plated screw / zinguée / verzinkt / tornillo cincado / оцинкованным



Item code	Anchor size Ø x L / t <sub>fix</sub> (mm)	Screw size Øs x Ls (mm)	Pcs. per box	Pcs. per carton
<b>Ø 8 / T-30 / SW: 10</b>				
VS 31 08 080	8 x 80 / 10	6 x 85	50	500
VS 31 08 100	8 x 100 / 30	6 x 105	50	500
VS 31 08 120	8 x 120 / 50	6 x 125	50	500
VS 31 08 140	8 x 140 / 70	6 x 145	50	500
<b>Ø 10 / T-40 / SW: 13</b>				
VS 31 10 080	10 x 80 / 10	7 x 85	50	500
VS 31 10 100	10 x 100 / 30	7 x 105	50	500
VS 31 10 120	10 x 120 / 50	7 x 125	25	250
VS 31 10 140	10 x 140 / 70	7 x 145	25	250
VS 31 10 160	10 x 160 / 90	7 x 165	25	250
VS 31 10 200	10 x 200 / 130	7 x 205	25	250
VS 31 10 230	10 x 230 / 160	7 x 235	25	250

## VS 33 A4-70 (AISI 316) stainless steel screw / vis en acier Inox A4-70 (AISI 316) / Edelstahlschraube A4-70 (AISI 316) / tornillo de acero Inoxidable A4-70 (AISI 316) / шурупом нержавеющей стали A4-70 (AISI 316)



Item code	Anchor size Ø x L / t <sub>fix</sub> (mm)	Screw size Øs x Ls (mm)	Pcs. per box	Pcs. per carton
<b>Ø 8 / T-30 / SW: 10</b>				
VS 33 08 080	8 x 80 / 10	6 x 85	50	500
VS 33 08 100	8 x 100 / 30	6 x 105	50	500
VS 33 08 120	8 x 120 / 50	6 x 125	50	500
VS 33 08 140	8 x 140 / 70	6 x 145	25	250
<b>Ø 10 / T-40 / SW: 13</b>				
VS 33 10 080	10 x 80 / 10	7 x 85	50	500
VS 33 10 100	10 x 100 / 30	7 x 105	50	500
VS 33 10 120	10 x 120 / 50	7 x 125	25	250
VS 33 10 140	10 x 140 / 70	7 x 145	25	250
VS 33 10 160	10 x 160 / 90	7 x 165	25	250
VS 33 10 200	10 x 200 / 130	7 x 205	25	250
VS 33 10 230	10 x 230 / 160	7 x 235	25	250



European Technical Assessment  
ETAG 020  
Use Category: a,b,c,d

ETA-CE Certified item / ETE-CE Agrément technique européen / ETA-CE Zulassung / Homologación ETA-CE / Сертификация ETA-CE  
 VS-Handyplug® Ø10: at least 90 minutes fire resistance (R90) for fastening of façade systems on concrete, if the admissible load ≤ 0,8 [kN] (no permanent centric tension load)

VS-Handyplug® Ø10: Produit certifié pour la résistance au feu 90 minutes (R90) pour le montage de façade-rideau ventilée sur béton pour charges ≤ 0,8[kN] (charges axiales permanentes pas admises)

VS-Handyplug® Ø10: Produkt zugelassen für Feuerwiderstand 90 Min. (R90) für die Montage von Vorhangfassaden auf Beton für Lasten ≤ 0,8[kN] (Ständige axiale Belastungen nicht erlaubt)

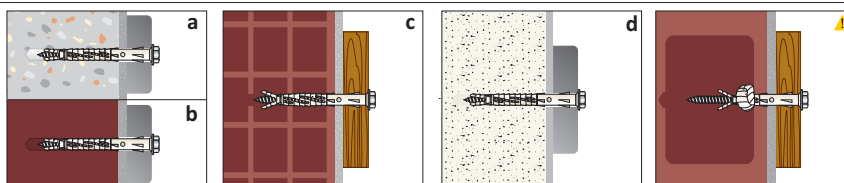
VS-Handyplug® Ø10: Producto homologado para resistencia al fuego superior a 90 minutos de exposición (R90) para la instalación de fachadas continuas sobre hormigón para cargas ≤ 0,8[kN] (cargas axiales permanentes no permitidas)

VS-Handyplug® Ø10: Сертифицированные изделия для огнестойкости более 90 минут (R90) для установки навесных фасадов на бетон для нагрузок ≤ 0,8 [кН] (постоянные осевые нагрузки не допускаются)

### Use Category

- a - normal weight concrete:** by fully radial expansion
- b - solid masonry:** (solid masonry, tuff, solid calcium silicate masonry) by fully radial expansion
- c - hollow or perforated masonry:** (hollow masonry, Poroton, hollow calcium silicate masonry) by multiple radial expansion
- d - autoclaved aerated concrete:** by fully radial expansion
- ⚠ **hollow masonries** (not included in the ETA-CE): by knotting, thanks to the hard cone pulling

### Usage / Utilisation / Benutzung / Uso / Применение



### DoP



### Box / Boîte / Verpackung Caja / Упаковка



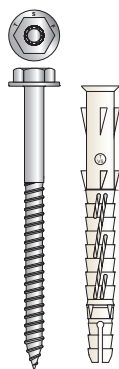


# VS 32 STEEL SAVER® Special Coating



🇬🇧 **Multi-purpose countersunk edge nylon anchor, with 6-lobe recess hexagonal washer head special wood screw, special coating "Steel Saver® 1000h - ZL"**

- 🇫🇷 Cheville universelle rallongée en nylon à collerette fraisée, avec vis à bois tête hexagonale finition spéciale "Steel Saver® 1000 h - ZL"
- 🇩🇪 Universal-Langschafthdübel aus Nylon mit Senkkopfkragen und spezieller Innensechsrund Sechskant-Holzschraube mit spezieller Hochleistungsbehandlung "Steel Saver® 1000h - ZL"
- 🇪🇸 Taco universal de nylon con collarín avellanado, con tornillo especial para madera con cabeza hexagonal arandela estampada 6 lóbulos internos, acabado especial "Steel Saver® 1000 h - ZL"
- 🇷🇺 Универсальный нейлоновый дюбель с плоским бортом, со специальным шурупом с шестигранной головкой и шестигранным шлицем со специальным покрытием "Steel Saver®" 1000 часов в СТ



Item code	Anchor size Ø x L / t <sub>fix</sub> (mm)	Screw size Øs x Ls (mm)	Pcs. per box	Pcs. per carton
<b>Ø 8 / T-30 / SW: 10</b>				
IA VS 32 08 080	8 x 80 / 10	6 x 85	50	500
IA VS 32 08 100	8 x 100 / 30	6 x 105	50	500
VS 32 08 120	8 x 120 / 50	6 x 125	50	500
VS 32 08 140	8 x 140 / 70	6 x 145	50	500
<b>Ø 10 / T-40 / SW: 13</b>				
IA VS 32 10 080	10 x 80 / 10	7 x 85	50	500
IA VS 32 10 100	10 x 100 / 30	7 x 105	50	500
IA VS 32 10 120	10 x 120 / 50	7 x 125	25	250
VS 32 10 140	10 x 140 / 70	7 x 145	25	250
VS 32 10 160	10 x 160 / 90	7 x 165	25	250
VS 32 10 200	10 x 200 / 130	7 x 205	25	250
VS 32 10 230	10 x 230 / 160	7 x 235	25	250



"Steel Saver® 1000h - ZL" special coating



Tecfi "Steel Saver® 1000h - ZL" special coating guarantees a very high Salt Spray Test corrosion resistance, up to 10 times higher than standard zinc plating coatings.

Technical Data Sheet

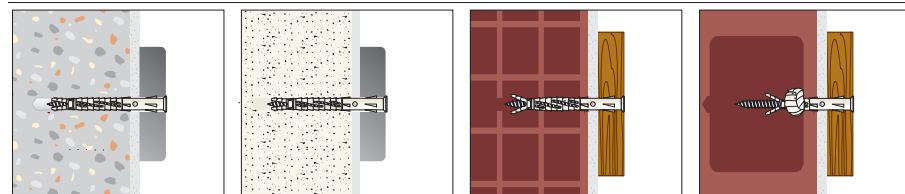


Box / Boîte / Verpackung / Caja / Упаковка



Please see technical details on page 14

Usage / Utilisation / Benutzung / Uso / Применение



For fixing on all types of material:

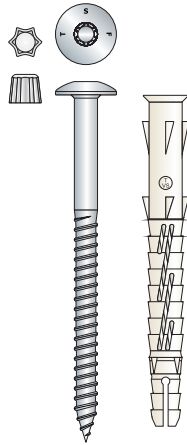
- on concrete and solid masonry: by fully radial expansion
- on hollow masonry: by knotting (not included into ETA-CE)
- on perforated masonry: by multiple radial expansion
- on aerated autoclaved concrete: by fully radial expansion

# VS 21



Multi-purpose countersunk edge nylon anchor, with zinc plated 6-lobe recess mushroom head special wood screw and small fitting cap, ETA-CE certified

- Cheville universelle rallongée en nylon à collerette fraisée, avec vis à bois spéciale tête bombée, empreinte à six lobes et cache-tête, avec certification ETE-CE
- Universal-Langschafthdübel aus Nylon mit Senkkopfkragen mit spezieller Innensechsrund Rundkopf-Holzschraube und Einschlagstern, ETA-CE zertifiziert
- Taco universal de nylon con collarín avellanado, con tornillo especial para madera con cabeza abombada 6 lóbulos internos y tapón para la inviolabilidad, Homologado ETA-CE
- Универсальный нейлоновый дюбель с плоским бортом, со специальным шурупом с низкой полукруглой головкой с шестигранным шлицем и с заглушкой



6-lobe



CrVI Free

On request, also available with "Steel Saver 1000h - ZL" special coating screw (over 1000 hours Salt Spray Test) (itemcode: VS 22)

Item code	Anchor size Ø x L / t <sub>fix</sub> (mm)	Screw size Øs x Ls (mm)	Pcs. per box	Pcs. per carton
<b>Ø 8 / T-30</b>				
VS 21 08 080	8 x 80 / 10	6 x 85	50	500
VS 21 08 100	8 x 100 / 30	6 x 105	50	500
VS 21 08 120	8 x 120 / 50	6 x 125	50	500
VS 21 08 140	8 x 140 / 70	6 x 145	50	500
<b>Ø 10 / T-40</b>				
VS 21 10 080	10 x 80 / 10	7 x 85	50	500
VS 21 10 100	10 x 100 / 30	7 x 105	50	500
VS 21 10 120	10 x 120 / 50	7 x 125	25	250
VS 21 10 140	10 x 140 / 70	7 x 145	25	250
VS 21 10 160	10 x 160 / 90	7 x 165	25	250
VS 21 10 200	10 x 200 / 130	7 x 205	25	250

ETA-CE Certified item / ETE-CE Agrément technique européen / ETA-CE Zulassung / Homologación ETA-CE / Сертификация ETA-CE  
**VS-Handyplug® Ø10: at least 90 minutes fire resistance (R90) for fastening of façade systems on concrete, if the admissible load ≤ 0,8 [kN] (no permanent centric tension load)**

VS-Handyplug® Ø10: Produit certifié pour la résistance au feu 90 minutes (R90) pour le montage de façade-rideau ventilée sur béton pour charges ≤ a 0,8[kN] (charges axiales permanentes pas admis)

VS-Handyplug® Ø10: Produkt zugelassen für Feuerwiderstand 90 Min. (R90) für die Montage von Vorhangfassaden auf Beton für Lasten ≤ a 0,8[kN] (Ständige axiale Belastungen nicht erlaubt)

VS-Handyplug® Ø10: Producto homologado para resistencia al fuego superior a 90 minutos de exposición (R90) para la instalación de fachadas continuas sobre hormigón para cargas ≤ a 0,8[kN] (cargas axiales permanentes no permitidas)

VS-Handyplug® Ø10: Сертифицированные изделия для огнестойкости более 90 минут (R90) для установки навесных фасадов на бетон для нагрузок ≤ 0,8 [кН] (постоянные осевые нагрузки не допускаются)



European Technical Assessment

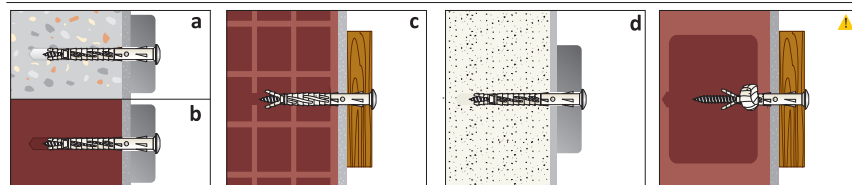
ETAG 020

Use Category: a,b,c,d

## Use Category

- a - normal weight concrete:** by fully radial expansion
- b - solid masonry:** (solid masonry, tuff, solid calcium silicate masonry) by fully radial expansion
- c - hollow or perforated masonry:** (hollow masonry, Poroton, hollow calcium silicate masonry) by multiple radial expansion
- d - autoclaved aerated concrete:** by fully radial expansion
- ▲ hollow masonries** (not included in the ETA-CE): by knotting, thanks to the hard cone pulling

## Usage / Utilisation / Benutzung / Uso / Применение



## DoP



Box / Boîte / Verpackung  
Caja / Упаковка

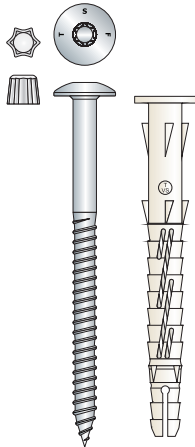


# VS 71



🇬🇧 **Multi-purpose cylinder edge nylon anchor, with zinc plated 6-lobe recess mushroom head special wood screw and small fitting cap, ETA-CE certified**

- 🇫🇷 Cheville universelle rallongée en nylon à collerette cylindrique avec vis à bois spéciale tête bombée, empreinte à six lobes et cache-tête, avec certification ETE-CE
- 🇩🇪 Universal-Langschafthdübel aus Nylon mit zylindrischem Kragen mit spezieller Innensechsrund Rundkopf-Holzschraube und Einschalgstern, ETA-CE zertifiziert
- 🇪🇸 Taco universal de nylon con collarín cilíndrico, con tornillo especial para madera con cabeza abombada 6 lóbulos internos y tapón para, Homologado ETA-CE
- 🇷🇺 Универсальный нейлоновый дюбель с цилиндрическим бортом, со специальным шурупом с низкой полукруглой головкой с шестигранным шлицем и с заглушкой



📌 On request, also available with "Steel Saver 1000h - ZL" special coating screw (over 1000 hours Salt Spray Test) (itemcode: VS 72)

Item code	Anchor size Ø x L / t <sub>fix</sub> (mm)	Screw size Øs x Ls (mm)	Pcs. per box	Pcs. per carton
<b>Ø 8 / T-30</b>				
🌟 VS 71 08 080	8 x 80 / 10	6 x 85	50	500
🌟 VS 71 08 100	8 x 100 / 30	6 x 105	50	500
🌟 VS 71 08 120	8 x 120 / 50	6 x 125	50	500
🌟 VS 71 08 140	8 x 140 / 70	6 x 145	50	500
<b>Ø 10 / T-40</b>				
🌟🔥 VS 71 10 080	10 x 80 / 10	7 x 85	50	500
🌟🔥 VS 71 10 100	10 x 100 / 30	7 x 105	50	500
🌟🔥 VS 71 10 120	10 x 120 / 50	7 x 125	25	250
🌟🔥 VS 71 10 140	10 x 140 / 70	7 x 145	25	250
🌟🔥 VS 71 10 160	10 x 160 / 90	7 x 165	25	250
🌟🔥 VS 71 10 200	10 x 200 / 130	7 x 205	25	250

🌟🔥 **ETA-CE Certified item / ETE-CE Agrément technique européen / ETA-CE Zulassung / Homologación ETA-CE / Сертификация ETA-CE**  
 🔥 **VS-Handyplug® Ø10: at least 90 minutes fire resistance (R90) for fastening of façade systems on concrete, if the admissible load ≤ 0,8 [kN] (no permanent centric tension load)**

*VS-Handyplug® Ø10: Produit certifié pour la résistance au feu 90 minutes (R90) pour le montage de façade-rideau ventilée sur béton pour charges ≤ a 0,8[kN] (charges axiales permanentes pas admises)*

*VS-Handyplug® Ø10: Produkt zugelassen für Feuerwiderstand 90 Min. (R90) für die Montage von Vorhangfassaden auf Beton für Lasten ≤ a 0,8[kN] (Ständige axiale Belastungen nicht erlaubt)*

*VS-Handyplug® Ø10: Producto homologado para resistencia al fuego superior a 90 minutos de exposición (R90) para la instalación de fachadas continuas sobre hormigón para cargas ≤ a 0,8[kN] (cargas axiales permanentes no permitidas)*

*VS-Handyplug® Ø10: Сертифицированные изделия для огнестойкости более 90 минут (R90) для установки навесных фасадов на бетон для нагрузок ≤ 0,8 [кН] (постоянные осевые нагрузки не допускаются)*



European Technical Assessment

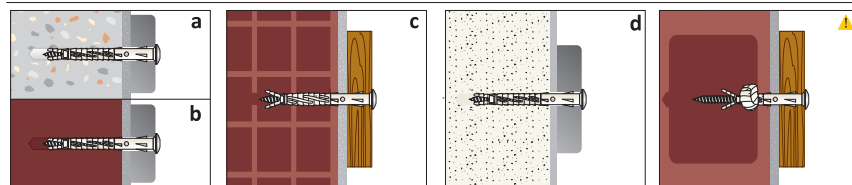
ETAG 020

Use Category: a,b,c,d

## Use Category

- a - normal weight concrete:** by fully radial expansion
  - b - solid masonry:** (solid masonry, tuff, solid calcium silicate masonry) by fully radial expansion
  - c - hollow or perforated masonry:** (hollow masonry, Poroton, hollow calcium silicate masonry) by multiple radial expansion
  - d - autoclaved aerated concrete:** by fully radial expansion
- ⚠️ **hollow masonries** (not included in the ETA-CE): by knotting, thanks to the hard cone pulling

## Usage / Utilisation / Benutzung / Uso / Применение



## DoP



Box / Boîte / Verpackung  
Caja / Упаковка

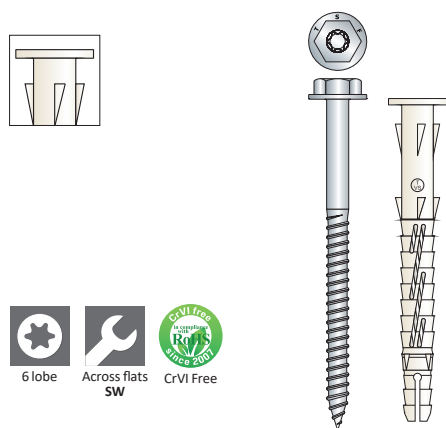


# VS 81- VS 83



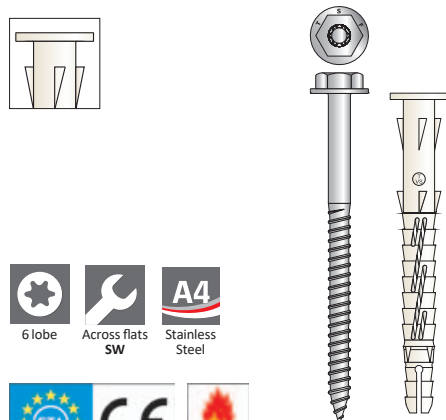
- 🇬🇧 **Multi-purpose cylinder edge nylon anchor, with 6-lobe recess hexagonal washer head special wood screw, ETA-CE certified**
- 🇫🇷 Cheville universelle rallongée en nylon à collerette cylindrique, avec vis à bois spéciale tête hexagonale empreinte à six lobes, avec certification ETE-CE
- 🇩🇪 Universal-Langschaftdübel aus Nylon mit zylindrischem Kragen mit spezieller Innensechsrund Sechskant-Holzschraube, ETA-CE zertifiziert
- 🇪🇸 Taco universal de nylon con collarín cilíndrico, con tornillo especial para madera con cabeza hexagonal arandela estampada 6 lóbulos internos, Homologado ETA-CE
- 🇷🇺 Универсальный нейлоновый дюбель с цилиндрическим бортом, со специальным шурупом с шестигранной головкой и шестигранным шлицем

**VS 81** zinc plated screw / zinguée / verzinkt / tornillo cincado / оцинкованным



Item code	Anchor size $\varnothing \times L / t_{fix}$ (mm)	Screw size $\varnothing_s \times L_s$ (mm)	Pcs. per box	Pcs. per carton
<b><math>\varnothing 8 / T-30 / SW: 10</math></b>				
VS 81 08 080	8 x 80 / 10	6 x 85	50	500
VS 81 08 100	8 x 100 / 30	6 x 105	50	500
VS 81 08 120	8 x 120 / 50	6 x 125	50	500
VS 81 08 140	8 x 140 / 70	6 x 145	50	500
<b><math>\varnothing 10 / T-40 / SW: 13</math></b>				
VS 81 10 080	10 x 80 / 10	7 x 85	50	500
VS 81 10 100	10 x 100 / 30	7 x 105	50	500
VS 81 10 120	10 x 120 / 50	7 x 125	25	250
VS 81 10 140	10 x 140 / 70	7 x 145	25	250
VS 81 10 160	10 x 160 / 90	7 x 165	25	250
VS 81 10 200	10 x 200 / 130	7 x 205	25	250
VS 81 10 230	10 x 230 / 160	7 x 235	25	250

**VS 83** A4-70 (AISI 316) stainless steel screw / vis en acier Inox A4-70 (AISI 316) / Edelstahlschraube A4-70 (AISI 316) / tornillo de acero Inoxidable A4-70 (AISI 316) / шурупом нержавеющей стали A4-70 (AISI 316)



Item code	Anchor size $\varnothing \times L / t_{fix}$ (mm)	Screw size $\varnothing_s \times L_s$ (mm)	Pcs. per box	Pcs. per carton
<b><math>\varnothing 8 / T-30 / SW: 10</math></b>				
VS 83 08 080	8 x 80 / 10	6 x 85	50	500
VS 83 08 100	8 x 100 / 30	6 x 105	50	500
VS 83 08 120	8 x 120 / 50	6 x 125	50	500
VS 83 08 140	8 x 140 / 70	6 x 145	25	250
<b><math>\varnothing 10 / T-40 / SW: 13</math></b>				
VS 83 10 080	10 x 80 / 10	7 x 85	50	500
VS 83 10 100	10 x 100 / 30	7 x 105	50	500
VS 83 10 120	10 x 120 / 50	7 x 125	25	250
VS 83 10 140	10 x 140 / 70	7 x 145	25	250
VS 83 10 160	10 x 160 / 90	7 x 165	25	250
VS 83 10 200	10 x 200 / 130	7 x 205	25	250
VS 83 10 230	10 x 230 / 160	7 x 235	25	250



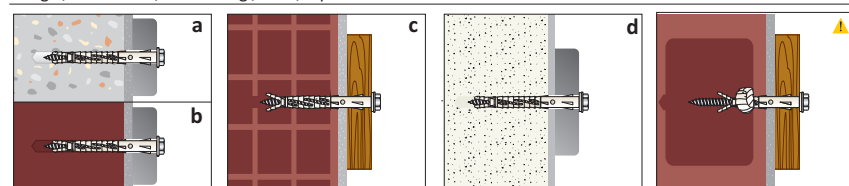
European Technical Assessment  
ETAG 020  
Use Category: a,b,c,d

ETA-CE Certified item / ETE-CE Agrément technique européen / ETA-CE Zulassung / Homologación ETA-CE / Сертификация ETA-CE  
**VS-Handyplug®  $\varnothing 10$ : at least 90 minutes fire resistance (R90) for fastening of façade systems on concrete, if the admissible load  $\leq 0,8$  [kN] (no permanent centric tension load)**  
 VS-Handyplug®  $\varnothing 10$ : Produit certifié pour la résistance au feu 90 minutes (R90) pour le montage de façade-rideau ventilée sur béton pour charges  $\leq 0,8$ [kN] (charges axiales permanentes pas admises)  
 VS-Handyplug®  $\varnothing 10$ : Produkt zugelassen für Feuerwiderstand 90 Min. (R90) für die Montage von Vorhangfassaden auf Beton für Lasten  $\leq 0,8$ [kN] (Ständige axiale Belastungen nicht erlaubt)  
 VS-Handyplug®  $\varnothing 10$ : Producto homologado para resistencia al fuego superior a 90 minutos de exposición (R90) para la instalación de fachadas continuas sobre hormigón para cargas  $\leq 0,8$ [kN] (cargas axiales permanentes no permitidas)  
 VS-Handyplug®  $\varnothing 10$ : Сертифицированные изделия для огнестойкости более 90 минут (R90) для установки навесных фасадов на бетон для нагрузок  $\leq 0,8$  [кН] (постоянные осевые нагрузки не допускаются)

Use Category

- a - normal weight concrete:** by fully radial expansion
- b - solid masonry:** (solid masonry, tuff, solid calcium silicate masonry) by fully radial expansion
- c - hollow or perforated masonry:** (hollow masonry, Poroton, hollow calcium silicate masonry) by multiple radial expansion
- d - autoclaved aerated concrete:** by fully radial expansion
- ▲ hollow masonries** (not included in the ETA-CE): by knotting, thanks to the hard cone pulling

Usage / Utilisation / Benutzung / Uso / Применение



DoP



Box / Boîte / Verpackung  
Caja / Упаковка



# VS 82 STEEL SAVER® Special Coating



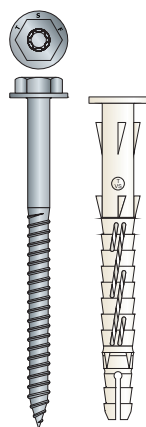
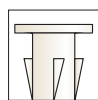
🇬🇧 **Multi-purpose cylinder edge nylon anchor, with 6-lobe recess hexagonal washer head special wood screw, "Steel Saver® 1000h - ZL"**

🇫🇷 Cheville universelle rallongée en nylon à collerette cylindrique, avec vis à bois spéciale tête hexagonale empreinte à six lobes, finition spéciale "Steel Saver® 1000 h - ZL"

🇩🇪 Universal-Langschaftdübel aus Nylon mit zylindrischem Kragen und spezieller Innensechsrund Sechskant-Holzschraube mit spezieller Hochleistungsbehandlung "Steel Saver® 1000h - ZL"

🇪🇸 Taco universal de nylon con collarín cilíndrico, con tornillo especial para madera con cabeza hexagonal arandela estampada 6 lóbulos internos, acabado especial "Steel Saver® 1000 h - ZL"

🇷🇺 Универсальный нейлоновый дюбель с цилиндрическим бортом, со специальным шурупом с шестигранной головкой и шестигранным шлицем со специальным покрытием "Steel Saver®" 1000 часов в СТ



Item code	Anchor size Ø x L / t <sub>fix</sub> (mm)	Screw size Øs x Ls (mm)	Pcs. per box	Pcs. per carton
<b>Ø 8 / T-30 / SW: 10</b>				
VS 82 08 080	8 x 80 / 10	6 x 85	50	500
VS 82 08 100	8 x 100 / 30	6 x 105	50	500
VS 82 08 120	8 x 120 / 50	6 x 125	50	500
VS 82 08 140	8 x 140 / 70	6 x 145	50	500
<b>Ø 10 / T-40 / SW: 13</b>				
VS 82 10 080	10 x 80 / 10	7 x 85	50	500
VS 82 10 100	10 x 100 / 30	7 x 105	50	500
VS 82 10 120	10 x 120 / 50	7 x 125	25	250
VS 82 10 140	10 x 140 / 70	7 x 145	25	250
VS 82 10 160	10 x 160 / 90	7 x 165	25	250
VS 82 10 200	10 x 200 / 130	7 x 205	25	250
VS 82 10 230	10 x 230 / 160	7 x 235	25	250



6 lobe



Across flats



STEEL SAVER  
1.000h



CrVI free

"Steel Saver® 1000h - ZL" special coating



Tecfi "Steel Saver® 1000h - ZL" special coating guarantees a very high Salt Spray Test corrosion resistance, up to 10 times higher than standard zinc plating coatings.

Technical  
Data Sheet

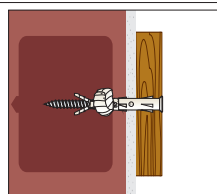
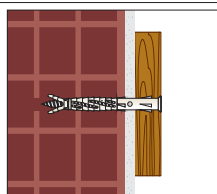
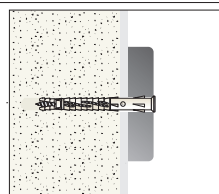
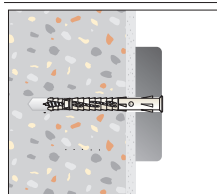


Box / Boîte / Verpackung / Caja / Упаковка



Please see technical details on page 14

Usage / Utilisation / Benutzung / Uso / Применение



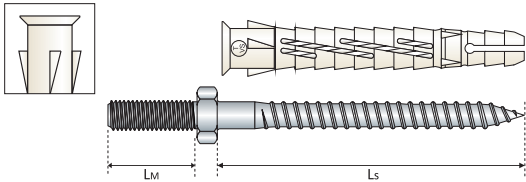
For fixing on all types of material:

- on concrete and solid masonry: by fully radial expansion
- on hollow masonry: by knotting (not included into ETA-CE)
- on perforated masonry: by multiple radial expansion
- on aerated autoclaved concrete: by fully radial expansion

**Multi-purpose nylon anchor, with socket recess dual thread (machine + special)**

- Cheville universelle rallongée en nylon, avec vis double filet (métrique et spécial)
- Universal-Langschaftdübel aus Nylon, Innensechskantschraube mit Doppelgewinde (metrisches und spezielles)
- Taco universal de nylon, con tornillo doble rosca (métrica + especial) con huella hexagonal
- Универсальный нейлоновый дюбель с плоским бортом, двухсторонним с внутренним шестигранником

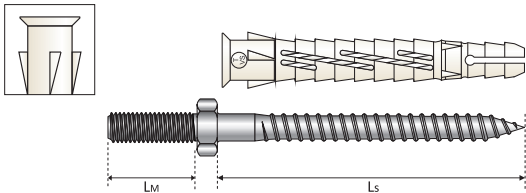
**VS 41** zinc plated screw / zinguée / verzinkt / tornillo cincado / оцинкованным



Item code	Anchor size $\varnothing \times L / t_{fix} (mm)$	Dual thread screw $\varnothing s \times Ls / M \times Lm (mm)$	Pcs. per box	Pcs. per carton
$\varnothing 8 / SW: 10 / In-hex (s): 3$				
* VS 41 08 080	8 x 80 / 10	$\varnothing 6 \times 85 / M6 \times 21$	100	1.000
$\varnothing 10 / SW: 13 / In-hex (s): 4$				
* VS 41 10 080	10 x 80 / 10	$\varnothing 7 \times 85 / M8 \times 25$	50	500
$\varnothing 10 / SW: 13 / without In-hex$				
VS 41 10 160	10 x 160 / 90	$\varnothing 7 \times 165 / M8 \times 20$	25	250
VS 41 10 200	10 x 200 / 130	$\varnothing 7 \times 205 / M8 \times 20$	25	250

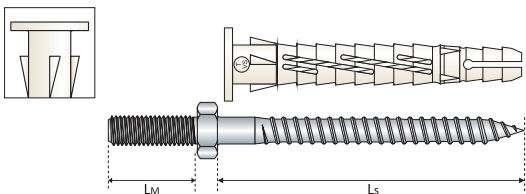
\* with hex recess until stockout, then WITHOUT hex recess / à six pans creux jusqu'à épuisement de stock, après sans six pans creux / Mit Sechskant-Einbuchtung bis Lagerende, nach Lagerende ohne Sechskant-Einbuchtung / con huella hexagonal hasta agotar existencias. Luego se entregará el producto sin huella / с внутренним шестигранником до конца стока, потом без внутреннего шестигр

**VS 43** A4-70 (AISI 316) stainless steel screw / vis en acier Inox A4-70 (AISI 316) / Edelstahlschraube A4-70 (AISI 316) / tornillo de acero Inoxidable A4-70 (AISI 316) / шурупом нержавеющей стали A4-70 (AISI 316)



Item code	Anchor size $\varnothing \times L / t_{fix} (mm)$	Dual thread screw $\varnothing s \times Ls / M \times Lm (mm)$	Pcs. per box	Pcs. per carton
$\varnothing 8 / SW: 10 / In-hex (s): 3$				
VS 43 08 080	8 x 80 / 10	$\varnothing 6 \times 85 / M6 \times 21$	100	1.000
$\varnothing 10 / SW: 13 / In-hex (s): 4$				
VS 43 10 080	10 x 80 / 10	$\varnothing 7 \times 85 / M8 \times 25$	50	500

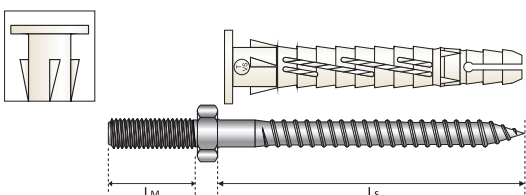
**VS 91** zinc plated screw / zinguée / verzinkt / tornillo cincado / оцинкованным



Item code	Anchor size $\varnothing \times L / t_{fix} (mm)$	Dual thread screw $\varnothing s \times Ls / M \times Lm (mm)$	Pcs. per box	Pcs. per carton
$\varnothing 8 / SW: 10 / In-hex (s): 3$				
* VS 91 08 080	8 x 80 / 10	$\varnothing 6 \times 85 / M6 \times 21$	100	1.000
$\varnothing 10 / SW: 13 / In-hex (s): 4$				
* VS 91 10 080	10 x 80 / 10	$\varnothing 7 \times 85 / M8 \times 25$	50	500
$\varnothing 10 / SW: 13 / without In-hex$				
VS 91 10 160	10 x 160 / 90	$\varnothing 7 \times 165 / M8 \times 20$	25	250
VS 91 10 200	10 x 200 / 130	$\varnothing 7 \times 205 / M8 \times 20$	25	250

\* with hex recess until stockout, then WITHOUT hex recess / à six pans creux jusqu'à épuisement de stock, après sans six pans creux / Mit Sechskant-Einbuchtung bis Lagerende, nach Lagerende ohne Sechskant-Einbuchtung / con huella hexagonal hasta agotar existencias. Luego se entregará el producto sin huella / с внутренним шестигранником до конца стока, потом без внутреннего шестигр

**VS 93** A4-70 (AISI 316) stainless steel screw / vis en acier Inox A4-70 (AISI 316) / Edelstahlschraube A4-70 (AISI 316) / tornillo de acero Inoxidable A4-70 (AISI 316) / шурупом нержавеющей стали A4-70 (AISI 316)




Item code	Anchor size $\varnothing \times L / t_{fix} (mm)$	Dual thread screw $\varnothing s \times Ls / M \times Lm (mm)$	Pcs. per box	Pcs. per carton
$\varnothing 8 / SW: 10 / In-hex (s): 3$				
VS 93 08 080	8 x 80 / 10	$\varnothing 6 \times 85 / M6 \times 21$	100	1.000
$\varnothing 10 / SW: 13 / In-hex (s): 4$				
VS 93 10 080	10 x 80 / 10	$\varnothing 7 \times 85 / M8 \times 25$	50	500


# VS Handyplug®

— THE FACTOTUM PLUG —



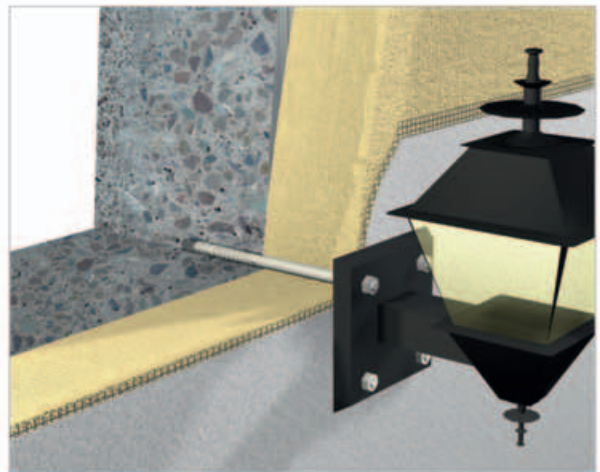

MULTI-PURPOSE NYLON ANCHOR WITH DUAL THREAD SCREW



For fix on all base materials



Also available in the **EXTRA-LONG** version for fixing **through insulation layers**



# AT 01

 **Nylon frame anchor assembled with zinc plated flat countersunk head wood screw, and plastic white cap**

 Cheville cadre en nylon rallongée assemblée avec vis à bois tête fraisée plate zinguée et cache-tête blanc en plastique

 Langschaftdübel aus Nylon für Fensterrahmen mit verzinkter Senkkopf-Holzschraube montiert und weißer Plastikkappe

 Taco de nylon para marcos, montado con tornillo para madera con cabeza avellanada de acero cincado y tapón blanco de plástico

 Нейлоновый рамный дюбель в комплекте с оцинкованным шурупом с плоской потайной головкой и с белой пластиковой заглушкой

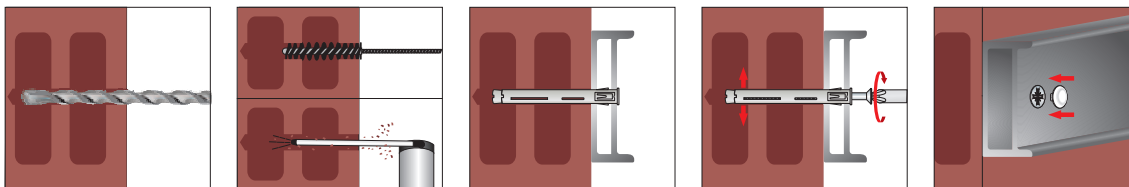


Item code	Anchor size Ø x L (mm)	Screw size Øs x Ls (mm)	Pcs. per box	Pcs. per carton
<b>Ø 8 / Pz 3</b>				
AT 01 08 075	8 x 75	5 x 85	100	1.000
AT 01 08 100	8 x 100	5 x 110	100	1.000
AT 01 08 120	8 x 120	5 x 130	100	500
AT 01 08 140	8 x 140	5 x 150	100	500
<b>Ø 10 / Pz 3</b>				
AT 01 10 075	10 x 75	6 x 85	100	500
AT 01 10 100	10 x 100	6 x 110	100	500
AT 01 10 120	10 x 120	6 x 130	100	500
AT 01 10 140	10 x 140	6 x 150	50	250
AT 01 10 165	10 x 165	6 x 175	50	250

Technical  
Data Sheet



Installation sequence / Instructions de mise en oeuvre / Setzanweisung / Secuencia de instalación / Порядок монтажа



Box / Boîte / Verpackung  
Caja / Упаковка





# FR

## Pre-galvanized metal frame anchor with nut with cross type Z recess flat countersunk head screw (pan head diam. 8), and plastic white cap


- Cheville cadre à douille zinguée avec écrou accroché et vis tête fraisée plate empreinte Z (tête cylindrique diam. 8mm.) et cache-tête blanc en plastique
- Hülsenanker aus Metall mit fester Schraubenmutter, verzinkter Senkkopfschraube Kreuzschlitz Z (Linsenkopf Durchmesser 8mm.) und weißer Plastikkappe
- Anclaje metálico pregalvanizado para marcos, con cono y montado con tornillo cabeza avellanada cruz tipo Z (cabeza cilíndrica diám. 8), con tapón blanco de plástico
- Оцинкованный металлический дюбель с конической гайкой, с шурупом с плоской потайной головкой с крестообразным шлицем типа Z и белой пластиковой заглушкой



Cross Type Z



FR 01 - Ø 8  
Pan Head



FR 01 - Ø 10  
Flat CSK head

Item code	Anchor size Ø x L (mm)	Screw size Øs x Ls (mm)	Pcs. per box	Pcs. per carton
Ø 8 / Pz 2				
▲ FR 01 08 072	8 x 72	M5 x 85	100	1.000
▲ FR 01 08 092	8 x 92	M5 x 105	100	1.000
Ø 10 / Pz 3				
FR 01 10 072	10 x 72	M6 x 88	100	500
FR 01 10 092	10 x 92	M6 x 108	100	500
FR 01 10 112	10 x 112	M6 x 128	100	500
FR 01 10 132	10 x 132	M6 x 148	100	500
FR 01 10 152	10 x 152	M6 x 168	50	250
FR 01 10 182	10 x 182	M6 x 195	50	250

▲ It will become FR 02 / Il deviendra FR 02 / Es wird FR 02 / se cambiarán en FR 02 / Будет заменен артикулом FRO2


Technical  
Data Sheet



## FR 02 with PAN washer head / avec vis tête cylindrique à rondelle intégrée / mit Linsenkopfschraube mit Unterlegscheibe / con cabeza cilíndrica y arandela estampada / с полукруглой головкой с пресс-шайбой



Cross Type Z



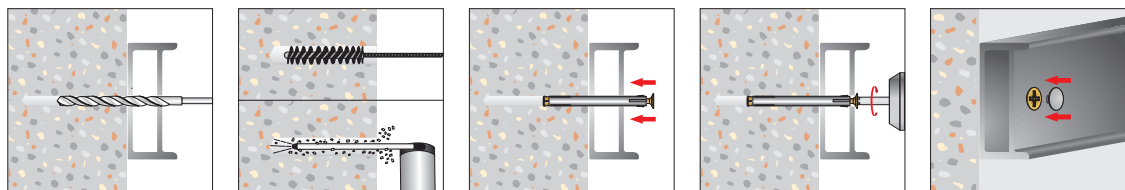
FR 02 - Ø 8  
Pan Washer Head

Item code	Anchor size Ø x L (mm)	Screw size Øs x Ls (mm)	Pcs. per box	Pcs. per carton
Ø 8 / Pz 2				
FR 02 08 072	8 x 72	M5 x 85	100	1.000
FR 02 08 092	8 x 92	M5 x 105	100	1.000
FR 02 08 112	8 x 112	M5 x 125	100	500
FR 02 08 132	8 x 132	M5 x 145	100	500


Technical  
Data Sheet



### Installation sequence / Instructions de mise en oeuvre / Setzanweisung / Secuencia de instalación / Порядок монтажа



Box / Boîte / Verpackung  
Caja / Упаковка



# GS 01

## 6-lobe recess flat countersunk head concrete screw (Hi-Lo thread) with ribs, hardened, zinc plated

- Vis à béton (filet Hi-Lo) tête fraisée plate à six lobes X avec nervures, cémentée et zinguée
- Senkkopf- Betonschraube (Hi-Lo Gewinde) mit Innensechsrund und Fräsrippen, einsetzgehärtet, verzinkt
- Tornillo para hormigón (rosca Hi-Lo), cabeza avellanada 6 lóbulos internos con estrías bloqueadoras, acero cementado, cincado
- Шуруп по бетону из закаленной стали (резьба Hi-Lo) с плоской потайной головкой, шестигранный шлиц



6-lobe

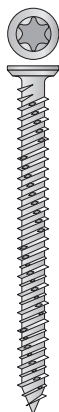


CrVI Free



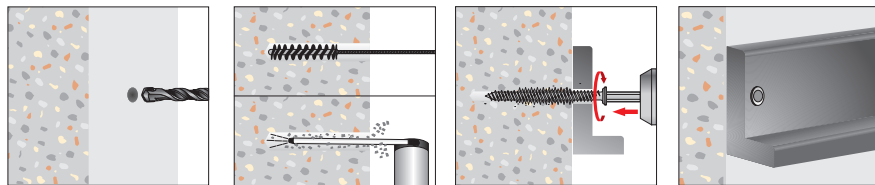
inBlister®

p. 474



Item code	Screw size Ø x L / L <sub>1</sub> (mm)	Pcs. per box	Pcs. per carton
Ø 7,5 / T-30 / pre-drilling hole: 6 mm			
GS 01 75 050	7,5 x 50 / 47	100	1.000
GS 01 75 060	7,5 x 60 / 57	100	1.000
GS 01 75 070	7,5 x 70 / 67	100	1.000
GS 01 75 080	7,5 x 80 / 77	100	1.000
GS 01 75 090	7,5 x 90 / 87	100	1.000
GS 01 75 100	7,5 x 100 / 97	100	1.000
GS 01 75 110	7,5 x 110 / 107	100	1.000
GS 01 75 120	7,5 x 120 / 117	100	500
GS 01 75 135	7,5 x 135 / 132	100	500
GS 01 75 150	7,5 x 150 / 147	100	500
GS 01 75 160	7,5 x 160 / 157	100	500
GS 01 75 180	7,5 x 180 / 177	100	500
GS 01 75 200	7,5 x 200 / 197	100	500
GS 01 75 220	7,5 x 220 / 217	100	500
GS 01 75 250	7,5 x 250 / 247	100	300
GS 01 75 300	7,5 x 300 / 297	100	300

### Installation sequence / Instructions de mise en oeuvre / Setzanweisung / Secuencia de instalación / Порядок монтажа




Pre-drilling hole / Trou de préparation / Vorbereitungsloch / Pretaladrar / Предварительное сверление: Ø6 mm

### Technical Data Sheet



### Box / Boîte / Verpackung / Caja / Упаковка



# GSC

## Small coloured plastic cap fitting 6-lobe recess screw

- Cache - tête en plastique coloré pour vis à six lobes
- Gefärbte Plastik- Abdeckkappe für Innensechsrund- Schrauben
- Tapón de plástico colorado para tornillos cabeza 6 lóbulos internos
- Пластиковая цветная заглушка для шурупов с шестигранным шлицем



**GSC 01**  
RAL 1013  
Oyster white



**GSC 02**  
RAL 8004  
Copper brown



**GSC 04**  
RAL 9005  
Jet black

Item code	Size	Pcs. per bag	Pcs. per carton
GSC 01 00 030	T-30	100	5.000
GSC 02 00 030	T-30	100	5.000
GSC 04 00 030	T-30	100	5.000

# GS 02

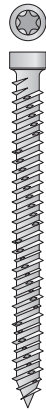
## 6-lobe recess pan head concrete screw (Hi-Lo thread), hardened, zinc plated

Vis à béton (filet Hi-Lo) tête cylindrique à six lobes X, cémentée et zinguée

Zylinderkopf- Betonschraube (Hi-Lo Gewinde) mit Innensechsrund, einsatzgehärtet, verzinkt

Tornillo para hormigón (rosca Hi-Lo), cabeza cilíndrica 6 lóbulos internos, acero cementado, cincado

Шуруп по бетону из закаленной стали (резьба Hi-Lo) с цилиндрической головкой с шестигранным шлицем



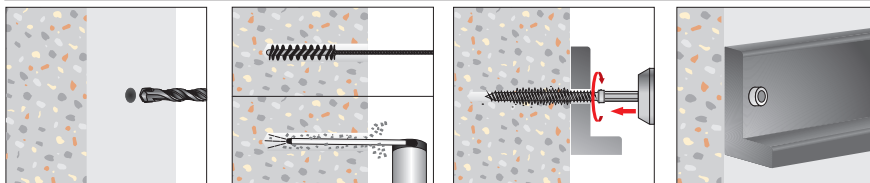
6 lobe



CrVI Free

Item code	Screw size Ø x L / L <sub>1</sub> (mm)	Pcs. per box	Pcs. per carton
<b>Ø 5 / T-15 / pre-drilling hole: 4 mm</b>			
GS 02 50 052	5 x 52 / 46	200	2.000
GS 02 50 062	5 x 62 / 56	200	2.000
GS 02 50 072	5 x 72 / 66	100	1.000
GS 02 50 082	5 x 82 / 76	100	1.000
GS 02 50 092	5 x 92 / 86	100	1.000
GS 02 50 102	5 x 102 / 96	100	1.000
GS 02 50 112	5 x 112 / 106	100	1.000
<b>Ø 7,5 / T-30 / pre-drilling hole: 6 mm</b>			
GS 02 75 050	7,5 x 50 / 47	100	1.000
GS 02 75 060	7,5 x 60 / 57	100	1.000
GS 02 75 070	7,5 x 70 / 67	100	1.000
GS 02 75 080	7,5 x 80 / 77	100	1.000
GS 02 75 090	7,5 x 90 / 87	100	1.000
GS 02 75 100	7,5 x 100 / 97	100	1.000
GS 02 75 110	7,5 x 110 / 107	100	1.000
GS 02 75 120	7,5 x 120 / 117	100	500
GS 02 75 135	7,5 x 135 / 132	100	500
GS 02 75 150	7,5 x 150 / 147	100	500
GS 02 75 160	7,5 x 160 / 157	100	500
GS 02 75 180	7,5 x 180 / 177	100	500
GS 02 75 200	7,5 x 200 / 197	100	500
GS 02 75 220	7,5 x 220 / 217	100	500
GS 02 75 250	7,5 x 250 / 247	100	300
GS 02 75 300	7,5 x 300 / 297	100	300

Installation sequence / Instructions de mise en oeuvre / Setzanweisung / Secuencia de instalación / Порядок монтажа




Pre-drilling hole / Trou de préparation / Vorbereitungsloch / Pretaladrar / Предварительное сверление:  
 Ø5: predrill Ø4 mm - Ø7,5: predrill Ø6 mm

Technical  
Data Sheet



Box / Boîte / Verpackung / Caja / Упаковка



# YZ 01 - BE 01 - YZ 51

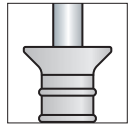
**Multi-expansion countersunk head nylon anchor with zinc plated raised countersunk head nail screw**

Cheville en nylon multi-expansion à collerette fraisée, avec vis à clou tête bombée zinguée

Nylonspreizdübel mit Senksaum und verzinkter Senkkopf- Nagelschraube

Taco clavo multiexpansión de nylon con collarín avellanado, montado con tornillo con cabeza avellanada abombada de acero cincado

Многораспорный нейлоновый дюбель-гвоздь с плоским бортом в комплекте с оцинкованным шурупом с плоской потайной головкой



Cross Type Z



CrVI Free



inBlister®  
p. 474


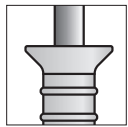
Technical  
Data Sheet



Item code	Anchor size Ø x L / t <sub>fix</sub> (mm)	Screw size Øs x Ls (mm)	Pcs. per box	Pcs. per carton
<b>Ø 5 / Pz 2</b>				
YZ 01 05 030	5 x 30 / 5	3,4 x 35	200	2.000
YZ 01 05 040	5 x 40 / 15	3,4 x 45	200	2.000
YZ 01 05 050	5 x 50 / 25	3,4 x 55	200	2.000
<b>Ø 6 / Pz 2</b>				
YZ 01 06 035	6 x 35 / 5	3,8 x 40	200	2.000
YZ 01 06 040	6 x 40 / 10	3,8 x 45	200	2.000
YZ 01 06 050	6 x 50 / 20	3,8 x 55	200	2.000
YZ 01 06 060	6 x 60 / 30	3,8 x 65	200	2.000
YZ 01 06 080	6 x 80 / 50	3,8 x 85	200	2.000
YZ 01 06 100	6 x 100 / 70	3,8 x 105	100	1.000
<b>Ø 8 / Pz 3</b>				
YZ 01 08 045	8 x 45 / 5	4,6 x 50	200	2.000
YZ 01 08 060	8 x 60 / 20	4,6 x 65	100	1.000
YZ 01 08 080	8 x 80 / 40	4,6 x 85	100	1.000
YZ 01 08 100	8 x 100 / 60	4,6 x 105	100	1.000
YZ 01 08 120	8 x 120 / 80	4,6 x 125	50	500
YZ 01 08 135	8 x 135 / 95	4,6 x 140	50	500
YZ 01 08 160	8 x 160 / 125	4,6 x 165	50	500
<b>Ø 10 / Pz 3</b>				
BE 01 10 080	10 x 80 / 20	6 x 85	100	1.000
BE 01 10 100	10 x 100 / 40	6 x 105	50	500
BE 01 10 120	10 x 120 / 60	6 x 125	50	500
BE 01 10 135	10 x 135 / 75	6 x 140	50	500
BE 01 10 160	10 x 160 / 100	6 x 165	50	500

Delivered as BE 01 until stockout, then YZ 01 / Livré comme BE 01 jusqu'à épuisement de stock, puis YZ 01 / Geliiefert als BE 01 bis Lagerende, danach als YZ 01 geliefert / BE 01 hasta agotar existencias. Luego se entregará el producto YZ 01 / YZ01 только после окончания срока BE01

**YZ 51** with **A2 (AISI 304)** stainless steel screw / avec vis en acier Inox **A2 (AISI 304)** / mit Edelstahlschraube **A2 (AISI 304)** / con tornillo especial de acero Inoxidable **A2 (AISI 304)** / с шурупом из нержавеющей стали **A2 (AISI 304)**



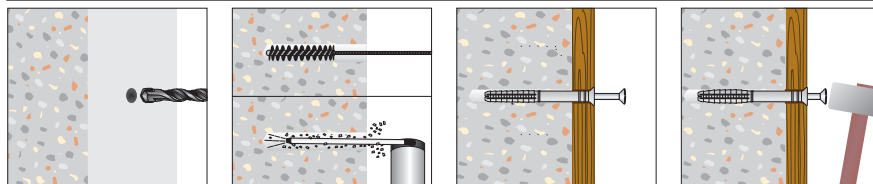
Cross Type Z



A2  
Stainless  
Steel

Item code	Anchor size Ø x L / t <sub>fix</sub> (mm)	Screw size Øs x Ls (mm)	Pcs. per box	Pcs. per carton
<b>Ø 5 / Pz 2</b>				
YZ 51 05 030	5 x 30 / 5	3,4 x 35	200	2.000
YZ 51 05 050	5 x 50 / 25	3,4 x 55	200	2.000
<b>Ø 6 / Pz 2</b>				
YZ 51 06 040	6 x 40 / 10	3,8 x 45	200	2.000
YZ 51 06 050	6 x 50 / 20	3,8 x 55	200	2.000
YZ 51 06 060	6 x 60 / 30	3,8 x 65	200	2.000
YZ 51 06 080	6 x 80 / 50	3,8 x 85	200	2.000
YZ 51 06 100	6 x 100 / 70	3,8 x 105	100	1.000
<b>Ø 8 / Pz 3</b>				
YZ 51 08 060	8 x 60 / 20	4,6 x 65	100	1.000
YZ 51 08 080	8 x 80 / 40	4,6 x 85	100	1.000
YZ 51 08 100	8 x 100 / 60	4,6 x 105	100	1.000
YZ 51 08 120	8 x 120 / 80	4,6 x 125	50	500
YZ 51 08 135	8 x 135 / 95	4,6 x 140	50	500

Installation sequence / Instructions de mise en oeuvre / Setzanweisung / Secuencia de instalación / Порядок монтажа



To be hammered, for light fixings of panels, interior design items, gutter/thinsmiths, drywall steel frames..., on concrete, solid masonry, hollow masonry, perforated masonry.

Technical  
Data Sheet



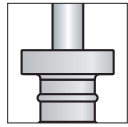
Box / Boîte / Verpackung  
Caja / Упаковка



# YZ 31 - BE 06 - YZ 52

## Multi-expansion cylinder head nylon anchor with zinc plated flat countersunk head nail screw

- Cheville en nylon multi-expansion à collerette cylindrique, avec vis à clou tête bombée zinguée
- Multierweiterungs Nylandübel mit Zylindersaum und verzinkter Zylinderkopf- Nagelschraube
- Taco clavo multiexpansión de nylon con collarín cilíndrico, montado con tornillo con cabeza avellanada abombada de acero cincado
- Многораспорный нейлоновый дюбель-гвоздь с цилиндрическим бортом в комплекте с оцинкованным шурупом с плоской потайной головкой



Technical Data Sheet



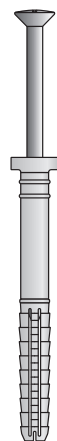
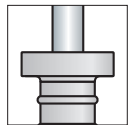
Item code	Anchor size Ø x L / t <sub>fix</sub> (mm)	Screw size Øs x Ls (mm)	Pcs. per box	Pcs. per carton
<b>Ø 5 / Pz 2</b>				
* BE 06 05 025	5 x 25 / 1	3,4 x 30	200	2.000
YZ 31 05 030	5 x 30 / 3	3,4 x 35	200	2.000
* BE 06 05 035	5 x 35 / 10	3,4 x 40	200	2.000
YZ 31 05 040	5 x 40 / 13	3,4 x 45	200	2.000
* BE 06 05 045	5 x 45 / 20	3,4 x 50	200	2.000
YZ 31 05 050	5 x 50 / 23	3,4 x 55	200	2.000
<b>Ø 6 / Pz 2</b>				
YZ 31 06 035	6 x 35 / 3	3,8 x 40	200	2.000
YZ 31 06 040	6 x 40 / 8	3,8 x 45	200	2.000
YZ 31 06 050	6 x 50 / 18	3,8 x 55	200	2.000
YZ 31 06 060	6 x 60 / 28	3,8 x 65	200	2.000
YZ 31 06 080	6 x 80 / 48	3,8 x 85	200	2.000
YZ 31 06 100	6 x 100 / 68	3,8 x 105	100	1.000
<b>Ø 8 / Pz 3</b>				
YZ 31 08 045	8 x 45 / 2	4,6 x 50	200	2.000
YZ 31 08 060	8 x 60 / 17	4,6 x 65	200	2.000
YZ 31 08 080	8 x 80 / 37	4,6 x 85	100	1.000
YZ 31 08 100	8 x 100 / 57	4,6 x 105	100	1.000
YZ 31 08 120	8 x 120 / 77	4,6 x 125	50	500
YZ 31 08 135	8 x 135 / 92	4,6 x 140	50	500
YZ 31 08 160	8 x 160 / 117	4,6 x 165	50	500

⚠ Delivered as BE 06 until stockout, then YZ 31 / Livré comme BE 06 jusqu'à épuisement de stock, puis YZ 31 / Geliefert als BE 06 bis Lagerende, danach als YZ 31 geliefert. / BE 06 hasta agotar existencias. Luego se entregará el producto YZ 31 / YZ31 только после окончания стока BE06

\* Until stockout / Jusqu'à épuisement des stocks / Solange der Vorrat reicht / Hasta agotar existencias / до окончания стока

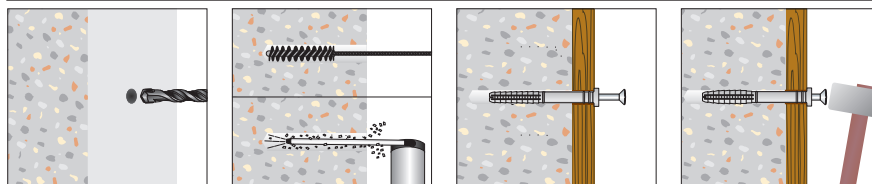


**YZ 52** with **A2 (AISI 304)** stainless steel screw / avec vis en acier Inox **A2 (AISI 304)** / mit Edelstahlschraube **A2 (AISI 304)** / con tornillo especial de acero Inoxidable **A2 (AISI 304)** / с шурупом из нержавеющей стали **A2 (AISI 304)**



Item code	Anchor size Ø x L / t <sub>fix</sub> (mm)	Screw size Øs x Ls (mm)	Pcs. per box	Pcs. per carton
<b>Ø 5 / Pz 2</b>				
YZ 52 05 030	5 x 30 / 3	3,4 x 35	200	2.000
YZ 52 05 050	5 x 50 / 23	3,4 x 55	200	2.000
<b>Ø 6 / Pz 2</b>				
YZ 52 06 040	6 x 40 / 8	3,8 x 45	200	2.000
YZ 52 06 050	6 x 50 / 18	3,8 x 55	200	2.000
YZ 52 06 060	6 x 60 / 28	3,8 x 65	200	2.000
YZ 52 06 080	6 x 80 / 48	3,8 x 85	200	2.000
YZ 52 06 100	6 x 100 / 68	3,8 x 105	100	1.000
<b>Ø 8 / Pz 3</b>				
YZ 52 08 060	8 x 60 / 17	4,6 x 65	200	2.000
YZ 52 08 080	8 x 80 / 37	4,6 x 85	100	1.000
YZ 52 08 100	8 x 100 / 57	4,6 x 105	100	1.000
YZ 52 08 120	8 x 120 / 77	4,6 x 125	50	500
YZ 52 08 135	8 x 135 / 95	4,6 x 140	50	500

Installation sequence / Instructions de mise en oeuvre / Setzanweisung / Secuencia de instalación / Порядок монтажа




To be hammered, for light fixings of panels, interior design items, gutter/thinsmiths, drywall steel frames..., on concrete, solid masonry, hollow masonry, perforated masonry.

Technical Data Sheet







Box / Boîte / Verpackung  
Caja / Упаковка



# CN 01

## Extended countersunk head nylon anchor with two wings





-  Cheville en nylon rallongée avec collerette fraisée, avec deux ailettes
-  Nylon- Langschaftdübel mit Senksaum und zwei Flügel
-  Taco largo de nylon con collarín avellanado, con dos alas
-  Удлиненный нейлоновый дюбель с двумя блокировочными усам



Item code	Anchor size Ø x L (mm)	Pcs. per box	Pcs. per carton
<b>Ø 6</b>			
CN 01 06 040	6 x 40	200	2.000
CN 01 06 060	6 x 60	200	2.000
CN 01 06 080	6 x 80	200	2.000
<b>Ø 8</b>			
CN 01 08 060	8 x 60	100	1.000
CN 01 08 080	8 x 80	100	1.000
CN 01 08 100	8 x 100	100	1.000
CN 01 08 120	8 x 120	100	1.000
CN 01 08 135	8 x 135	100	1.000
<b>Ø 10</b>			
CN 01 10 060	10 x 60	100	1.000
CN 01 10 080	10 x 80	100	1.000
CN 01 10 100	10 x 100	100	1.000
CN 01 10 115	10 x 115	100	1.000
CN 01 10 135	10 x 135	50	500
CN 01 10 160	10 x 160	50	500

# CN 02


## Extended countersunk head nylon anchor with six wings

-  Cheville en nylon rallongée avec collerette fraisée, avec six ailettes
-  Nylon- Langschaftdübel mit Senksaum und sechs Flügel
-  Taco largo de nylon con collarín avellanado, con seis alas
-  Удлиненный нейлоновый дюбель с шестью блокировочными усам




Item code	Anchor size Ø x L (mm)	Pcs. per box	Pcs. per carton
<b>Ø 8</b>			
CN 02 08 080	8 x 80	100	1.000
CN 02 08 100	8 x 100	100	1.000
CN 02 08 120	8 x 120	100	1.000
<b>Ø 10</b>			
CN 02 10 080	10 x 80	100	1.000
CN 02 10 100	10 x 100	100	1.000
CN 02 10 115	10 x 115	100	1.000
CN 02 10 135	10 x 135	50	500
CN 02 10 160	10 x 160	50	500
CN 02 10 200	10 x 200	50	500

Box / Boîte / Verpackung / Caja / Упаковка



# BE 02 - BE 04

 **Countersunk head Nylon anchor with zinc plated cross type Z recess flat countersunk head special wood screw**

 Cheville en nylon avec collerette fraisée et vis à bois tête fraisée plate empreinte cruciformes Type Z, zinguée

 Nyldübel mit Senkbaum mit spezieller Kreuzschlitz Z Senkkopf-Holzschraube, verzinkt

 Taco de nylon con collarín avellanado, con tornillo especial para madera con cabeza avellanada cruz tipo Z de acero cincado

 Нейлоновый анкер в комплекте с оцинкованным шурупом с плоской потайной головкой с крестообразным шлицем типа Z

**BE 02** anchor with two wings / avec deux ailettes / mit zwei Flügel / con dos alas / Дюбель с двумя блокировочными усам



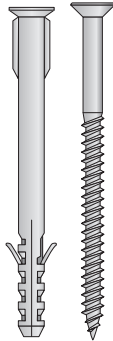
Cross Type Z








CrVI Free

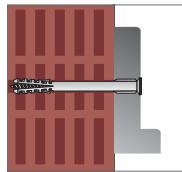


inBlister®  
p. 474



Item code	Anchor size Ø x L / t <sub>fix</sub> (mm)	Screw size Øs x Ls (mm)	Pcs. per box	Pcs. per carton
<b>Ø 6 / Pz 2</b>				
 <b>BE 02 06 040</b>	6 x 40 / 10	4 x 45	200	2.000
 <b>BE 02 06 060</b>	6 x 60 / 10	4 x 65	200	2.000
 <b>BE 02 06 080</b>	6 x 80 / 30	4 x 85	200	2.000
<b>Ø 8 / Pz 3</b>				
 <b>BE 02 08 060</b>	8 x 60 / 20	5,5 x 65	100	1.000
<b>BE 02 08 080</b>	8 x 80 / 40	5,5 x 85	100	1.000
 <b>BE 02 08 100</b>	8 x 100 / 40	5,5 x 105	100	1.000
<b>BE 02 08 120</b>	8 x 120 / 60	5,5 x 125	100	1.000
<b>BE 02 08 135</b>	8 x 135 / 75	5,5 x 140	100	1.000
<b>Ø 10 / Pz 4</b>				
<b>BE 02 10 060</b>	10 x 60 / 10	7 x 65	100	1.000
<b>BE 02 10 080</b>	10 x 80 / 30	7 x 85	50	500
<b>BE 02 10 100</b>	10 x 100 / 50	7 x 105	50	500
<b>BE 02 10 115</b>	10 x 115 / 55	7 x 120	50	500
<b>BE 02 10 135</b>	10 x 135 / 75	7 x 140	50	500
<b>BE 02 10 160</b>	10 x 160 / 100	7 x 165	50	500


Usage / Utilisation / Benutzung / Uso / Применение



Technical Data Sheet



Box / Boîte / Verpackung / Caja / Упаковка



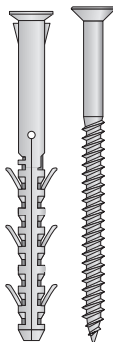
**BE 04** anchor with six wings / avec six ailettes / mit sechs Flügel / con seis alas / Дюбель с шестью блокировочными усам



Cross Type Z

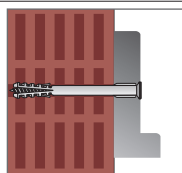


CrVI Free



Item code	Anchor size Ø x L / t <sub>fix</sub> (mm)	Screw size Øs x Ls (mm)	Pcs. per box	Pcs. per carton
<b>Ø 8 / Pz 3</b>				
<b>BE 04 08 080</b>	8 x 80 / 20	5,5 x 85	100	1.000
<b>BE 04 08 100</b>	8 x 100 / 40	5,5 x 105	100	1.000
<b>BE 04 08 120</b>	8 x 120 / 60	5,5 x 125	100	1.000
<b>Ø 10 / Pz 4</b>				
<b>BE 04 10 080</b>	10 x 80 / 20	7 x 85	50	500
<b>BE 04 10 100</b>	10 x 100 / 40	7 x 105	50	500
<b>BE 04 10 115</b>	10 x 115 / 55	7 x 120	50	500
<b>BE 04 10 135</b>	10 x 135 / 75	7 x 140	50	500
<b>BE 04 10 160</b>	10 x 160 / 100	7 x 165	50	500
<b>BE 04 10 200</b>	10 x 200 / 140	7 x 205	50	250

Usage / Utilisation / Benutzung / Uso / Применение



Technical Data Sheet



Box / Boîte / Verpackung / Caja / Упаковка



# BE 08 - BE 09

## Countersunk head nylon anchor with zinc plated 6-lobe recess flat countersunk head special wood screw

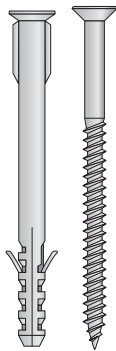
Cheville en nylon avec collerette fraisée, avec vis à bois tête fraisée plate à six lobes, zinguée

Nylondübel mit Senksaum und spezieller Innensechsrund Senkkopf-Holzschraube, verzinkt

Taco de nylon con collarín avellanado, con tornillo especial para madera con cabeza avellanada 6 lóbulos internos de acero cincado

Нейлоновый анкер в комплекте с оцинкованным шурупом с плоской потайной головкой с шестигранным шлицем

### BE 08 anchor with two wings / avec deux ailettes / mit zwei Flügel / con dos alas / Дюбель с двумя блокировочными усам

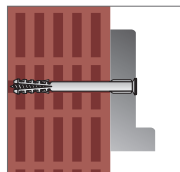


Item code	Anchor size $\varnothing \times L / t_{fix}$ (mm)	Screw size $\varnothing_s \times L_s$ (mm)	Pcs. per box	Pcs. per carton
<b><math>\varnothing 8</math> / T-30</b>				
BE 08 08 060	8 x 60 / 20	5,5 x 65	100	1.000
BE 08 08 080	8 x 80 / 40	5,5 x 85	100	1.000
BE 08 08 100	8 x 100 / 40	5,5 x 105	100	1.000
BE 08 08 120	8 x 120 / 60	5,5 x 125	100	1.000
BE 08 08 135	8 x 135 / 75	5,5 x 140	100	1.000
<b><math>\varnothing 10</math> / T-40</b>				
BE 08 10 080	10 x 80 / 30	7 x 85	50	500
BE 08 10 100	10 x 100 / 50	7 x 105	50	500
BE 08 10 115	10 x 115 / 55	7 x 120	50	500
BE 08 10 135	10 x 135 / 75	7 x 140	50	500
BE 08 10 160	10 x 160 / 100	7 x 165	50	500

Technical Data Sheet



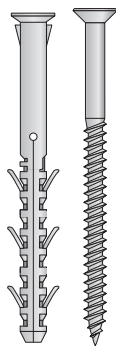
Usage / Utilisation / Benutzung / Uso / Применение



Box / Boîte / Verpackung / Caja / Упаковка



### BE 09 anchor with six wings / avec six ailettes / mit sechs Flügel / con seis alas / Дюбель с шестью блокировочными усам

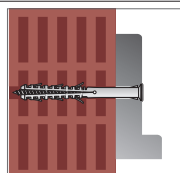


Item code	Anchor size $\varnothing \times L / t_{fix}$ (mm)	Screw size $\varnothing_s \times L_s$ (mm)	Pcs. per box	Pcs. per carton
<b><math>\varnothing 8</math> / T-30</b>				
BE 09 08 080	8 x 80 / 20	5,5 x 85	100	1.000
BE 09 08 100	8 x 100 / 40	5,5 x 105	100	1.000
BE 09 08 120	8 x 120 / 60	5,5 x 125	100	1.000
<b><math>\varnothing 10</math> / T-40</b>				
BE 09 10 080	10 x 80 / 20	7 x 85	50	500
BE 09 10 100	10 x 100 / 40	7 x 105	50	500
BE 09 10 115	10 x 115 / 55	7 x 120	50	500
BE 09 10 135	10 x 135 / 75	7 x 140	50	500
BE 09 10 160	10 x 160 / 100	7 x 165	50	500
BE 09 10 200	10 x 200 / 140	7 x 205	50	250


Technical Data Sheet



Usage / Utilisation / Benutzung / Uso / Применение



Box / Boîte / Verpackung / Caja / Упаковка





# BE 03 - BE 05

## Countersunk head nylon anchor with zinc plated hex head special wood screw

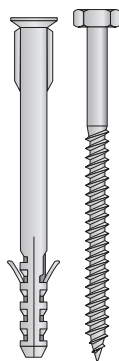
Cheville en nylon avec collerette fraisée et vis à bois tête hexagonale, zinguée

Nylondübel mit Senksaum, mit spezieller Sechskant-Holzschraube, verzinkt

Taco de nylon con collarín avellanado, con tornillo especial para madera con cabeza hexagonal de acero cincado

Нейлоновый анкер в комплекте с оцинкованным шурупом с шестигранной головкой

### BE 03 anchor with two wings / avec deux ailettes / mit zwei Flügel / con dos alas / Дюбель с двумя блокировочными усам

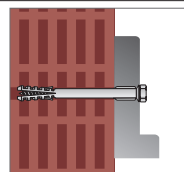


Item code	Anchor size $\varnothing \times L / t_{fix}$ (mm)	Screw size $\varnothing s \times Ls$ (mm)	Pcs. per box	Pcs. per carton
<b><math>\varnothing 8</math> / SW: 10</b>				
BE 03 08 060	8 x 60 / 20	5,5 x 65	100	1.000
BE 03 08 080	8 x 80 / 40	5,5 x 85	100	1.000
BE 03 08 100	8 x 100 / 40	5,5 x 105	100	1.000
BE 03 08 120	8 x 120 / 60	5,5 x 125	100	1.000
BE 03 08 135	8 x 135 / 75	5,5 x 140	100	1.000
<b><math>\varnothing 10</math> / SW: 12</b>				
BE 03 10 060	10 x 60 / 10	7 x 65	100	1.000
BE 03 10 080	10 x 80 / 30	7 x 85	50	500
BE 03 10 100	10 x 100 / 50	7 x 105	50	500
BE 03 10 115	10 x 115 / 55	7 x 120	50	500
BE 03 10 135	10 x 135 / 75	7 x 140	50	500
BE 03 10 160	10 x 160 / 100	7 x 165	50	500

Technical Data Sheet



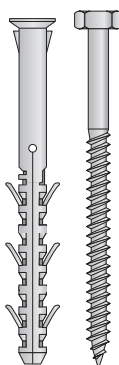
Usage / Utilisation / Benutzung / Uso / Применение



Box / Boîte / Verpackung / Caja / Упаковка



### BE 05 anchor with six wings / avec six ailettes / mit sechs Flügel / con seis alas / Дюбель с шестью блокировочными усам

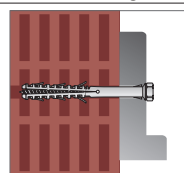


Item code	Anchor size $\varnothing \times L / t_{fix}$ (mm)	Screw size $\varnothing s \times Ls$ (mm)	Pcs. per box	Pcs. per carton
<b><math>\varnothing 8</math> / SW: 10</b>				
BE 05 08 080	8 x 80 / 20	5,5 x 85	100	1.000
BE 05 08 100	8 x 100 / 40	5,5 x 105	100	1.000
BE 05 08 120	8 x 120 / 60	5,5 x 125	100	1.000
<b><math>\varnothing 10</math> / SW: 12</b>				
BE 05 10 080	10 x 80 / 20	7 x 85	50	500
BE 05 10 100	10 x 100 / 40	7 x 105	50	500
BE 05 10 115	10 x 115 / 55	7 x 120	50	500
BE 05 10 135	10 x 135 / 75	7 x 140	50	500
BE 05 10 160	10 x 160 / 100	7 x 165	50	500
BE 05 10 200	10 x 200 / 140	7 x 205	50	250

Technical Data Sheet




Usage / Utilisation / Benutzung / Uso / Применение



Box / Boîte / Verpackung / Caja / Упаковка





# BE 10 - BE 11

 **Countersunk head nylon anchor with zinc plated 6-lobe recess mushroom head special and hardened wood screw, and 6-lobe cap**


 Cheville en nylon avec collerette fraisée et vis à bois tête bombée à six lobes, en acier cémenté, zinguée et cache-tête à six lobes

 Nyloodübel mit Senksaum und spezieller Innensechsrund Rundkopf-Holzschraube, einsetzgehärtet, verzinkt, und Innensechsrund- Einschalgstern

 Taco de nylon con collarín avellanado, con tornillo especial para madera con cabeza abombada 6 lóbulos internos de acero cementado cincado, con tapón clavable


 Нейлоновый анкер в комплекте с оцинкованным шурупом из закаленной стали с низкой полукруглой головкой с шестигранным шлицем, и с шестигранным колпачком-заглушкой

**BE 10** anchor with two wings / avec deux ailettes / mit zwei Flügel / con dos alas / Дюбель с двумя блокировочными усам



Item code	Anchor size $\varnothing \times L / t_{fix}$ (mm)	Screw size $\varnothing s \times Ls$ (mm)	Pcs. per box	Pcs. per carton
$\varnothing 10 / T-40$				
<b>BE 10 10 060</b>	10 x 60 / 10	7 x 65	50	500
<b>BE 10 10 080</b>	10 x 80 / 30	7 x 85	50	500
<b>BE 10 10 100</b>	10 x 100 / 50	7 x 105	50	500
<b>BE 10 10 115</b>	10 x 115 / 55	7 x 120	50	500
<b>BE 10 10 135</b>	10 x 135 / 75	7 x 140	50	500
<b>BE 10 10 160</b>	10 x 160 / 100	7 x 165	50	500

**BE 11** anchor with six wings / avec six ailettes / mit sechs Flügel / con seis alas / Дюбель с шестью блокировочными усам



Item code	Anchor size $\varnothing \times L / t_{fix}$ (mm)	Screw size $\varnothing s \times Ls$ (mm)	Pcs. per box	Pcs. per carton
$\varnothing 10 / T-40$				
<b>BE 11 10 080</b>	10 x 80 / 20	7 x 85	50	500
<b>BE 11 10 100</b>	10 x 100 / 40	7 x 105	50	500
<b>BE 11 10 115</b>	10 x 115 / 55	7 x 120	50	500
<b>BE 11 10 135</b>	10 x 135 / 75	7 x 140	50	500
<b>BE 11 10 160</b>	10 x 160 / 100	7 x 165	50	500
<b>BE 11 10 200</b>	10 x 200 / 140	7 x 205	50	250


Technical  
Data Sheet



Usage / Utilisation / Benutzung / Uso / Применение



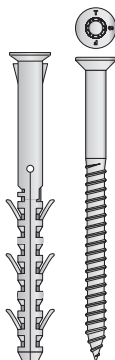
Box / Boîte / Verpackung / Caja / Упаковка



## BE 72

### Countersunk head nylon anchor with six wings, with A4-70 (AISI 316) stainless steel 6-lobe recess flat countersunk head special wood screw

- Cheville en nylon tête fraisée plate avec six ailettes, avec vis spéciale à bois en acier Inox A4-70 (AISI 316) tête fraisée plate empreinte à six lobes
- Nylondübel mit Senksaum mit sechs Flügel, mit Edelstahl A4-70 (AISI 316) Innensechsrund Senkkopf-Holzschraube
- Taco de nylon a seis alas con collarín avellanado, con tornillo especial para madera con cabeza avellanada 6 lóbulos internos de acero inoxidable A4-70 (AISI 316)
- Нейлоновый дюбель с шестью блокировочными усями в комплекте с шурупом из нержавеющей стали A4-70 (AISI 316) с плоской потайной головкой с шестигранным шлицем

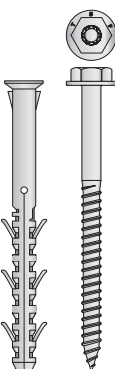


Item code	Anchor size $\varnothing \times L / t_{fix}$ (mm)	Screw size $\varnothing s \times Ls$ (mm)	Pcs. per box	Pcs. per carton
<b><math>\varnothing 8 / T-30</math></b>				
BE 72 08 080	8 x 80 / 20	6 x 85	100	1.000
BE 72 08 100	8 x 100 / 40	6 x 105	100	1.000
BE 72 08 120	8 x 120 / 60	6 x 125	100	1.000
<b><math>\varnothing 10 / T-40</math></b>				
BE 72 10 080	10 x 80 / 20	7 x 85	50	500
BE 72 10 100	10 x 100 / 40	7 x 105	50	500
BE 72 10 115	10 x 115 / 55	7 x 125	50	500
BE 72 10 135	10 x 135 / 75	7 x 145	50	500
BE 72 10 160	10 x 160 / 100	7 x 165	50	500
BE 72 10 200	10 x 200 / 140	7 x 205	50	250

## BE 74

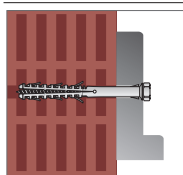
### Countersunk head nylon anchor with six wings, with A4-70 (AISI 316) stainless steel 6-lobe recess hexagonal washer head special wood screw

- Cheville en nylon tête fraisée plate avec six ailettes, avec vis spéciale à bois en acier Inox A4-70 (AISI 316) tête hexagonale empreinte à six lobes
- Nylondübel mit Senksaum und sechs Flügel, mit Edelstahl A4-70 (AISI 316) Innensechsrund Sechskant-Holzschraube
- Taco de nylon a seis alas con collarín avellanado, con tornillo especial para madera con cabeza hexagonal arandela estampada 6 lóbulos
- Нейлоновый дюбель с шестью блокировочными усями в комплекте с специальным шурупом из нержавеющей стали A4-70 (AISI 316) с шестигранной головкой и шестигранным шлицем



Item code	Anchor size $\varnothing \times L / t_{fix}$ (mm)	Screw size $\varnothing s \times Ls$ (mm)	Pcs. per box	Pcs. per carton
<b><math>\varnothing 8 / T-30 / SW: 10</math></b>				
BE 74 08 080	8 x 80 / 20	6 x 85	100	1.000
BE 74 08 100	8 x 100 / 40	6 x 105	100	1.000
BE 74 08 120	8 x 120 / 60	6 x 125	100	1.000
<b><math>\varnothing 10 / T-40 / SW: 13</math></b>				
BE 74 10 080	10 x 80 / 20	7 x 85	50	500
BE 74 10 100	10 x 100 / 40	7 x 105	50	500
BE 74 10 115	10 x 115 / 55	7 x 125	50	500
BE 74 10 135	10 x 135 / 75	7 x 145	50	500
BE 74 10 160	10 x 160 / 100	7 x 165	50	500
BE 74 10 200	10 x 200 / 140	7 x 205	50	250

Usage / Utilisation / Benutzung / Uso / Применение







For fixing on concrete, solid masonry, hollow masonry.

Box / Boîte / Verpackung / Caja / Упаковка



# HH 00

## Extended rimmed nylon anchor with eight wings

-  Cheville en nylon rallongée, bordée, avec huit ailettes
-  Verlängerter Nylonanker mit Rand und acht Flügeln
-  Taco largo de nylon con collarín, con ocho alas
-  Удлиненный нейлоновый дюбель с бортом с восьмью блокировочными усам







Item code	Anchor size Ø x L (mm)	Pcs. per box
<b>Ø 12</b>		
HH 00 12 160	12 x 160	50
HH 00 12 200	12 x 200	50
HH 00 12 240	12 x 240	50
<b>Ø 16</b>		
HH 00 16 140	16 x 140	50
HH 00 16 160	16 x 160	50
HH 00 16 200	16 x 200	50
HH 00 16 240	16 x 240	50

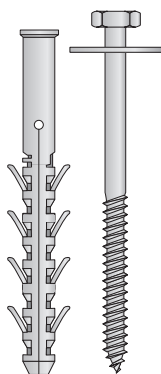
Box / Boîte / Verpackung / Caja / Упаковка



# HH 01

## Extended rimmed nylon anchor with eight wings with zinc plated hex head wood screw and large washer

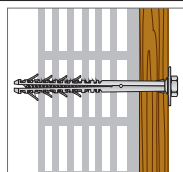
-  Cheville en nylon rallongée, bordée, avec huit ailettes, avec vis à bois tête hexagonale zinguée et rondelle large
-  Verlängerter Nylohdübel mit acht Flügeln, mit verzinkter Sechskant-Holzschraube und großer Unterlegscheibe
-  Taco largo de nylon con collarín con ocho alas, con tornillo para madera con cabeza hexagonal cincado y arandela ancha
-  Удлиненный нейлоновый дюбель с бортом и с восьмью блокировочными усам и оцинкованный шуруп по дереву с широкой шайбой



Item code	Anchor size Ø x L / t <sub>fix</sub> (mm)	Screw size Ø <sub>s</sub> x L <sub>s</sub> (mm)	Pcs. per box
<b>Ø 12 / SW: 17</b>			
HH 01 12 160	12 x 160 / 60	10 x 160	25
HH 01 12 200	12 x 200 / 100	10 x 200	25
HH 01 12 240	12 x 240 / 140	10 x 240	25
<b>Ø 16 / SW: 19</b>			
HH 01 16 140	16 x 140 / 40	12 x 150	25
HH 01 16 160	16 x 160 / 60	12 x 170	25
HH 01 16 200	16 x 200 / 100	12 x 210	25
HH 01 16 240	16 x 240 / 140	12 x 250	25



Usage / Utilisation / Benutzung / Uso / Применение



Box / Boîte / Verpackung / Caja / Упаковка




# BE 12

Until stockout  
 Jusqu'à épuisement de stocks  
 Solange der Vorrat reicht  
 Hasta agotar existencias  
 до окончания стока

## 🇬🇧 Cylinder head nylon anchor with zinc plated dual thread with ring nail screw

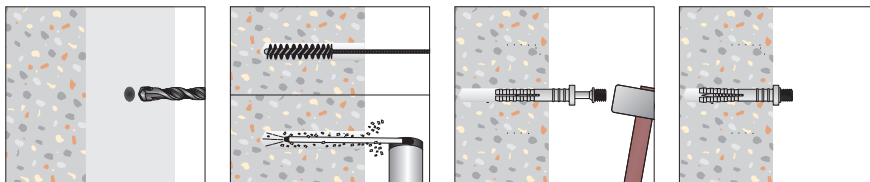
- 🇫🇷 Cheville en nylon à collerette cylindrique, avec vis double filet zinguée
- 🇩🇪 Nyldübel mit Zylindersaum und verzinkter Doppelgewindeschraube
- 🇪🇸 Taco de nylon con collarín cilíndrico, con tornillo clavable doble rosca con anillo de acero cincado
- 🇷🇺 Нейлоновый дюбель-гвоздь в комплекте с оцинкованным шурупом с двойной резьбой



Item code	Anchor size Ø x L (mm)	Screw size Øs x Ls x M	Pcs. per box	Pcs. per carton
<b>Ø 6 / M6</b>				
<b>BE 12 06 060</b>	6 x 60	3,8 x 65 x M6	200	2.000
<b>Ø 8 / M8</b>				
<b>BE 12 08 045</b>	8 x 45	4,8 x 50 x M8	200	2.000
<b>BE 12 08 060</b>	8 x 60	4,8 x 65 x M8	200	2.000



Installation sequence / Instructions de mise en oeuvre / Setzanweisung / Secuencia de instalación / Порядок монтажа




For light fixings on concrete, solid masonry, hollow masonry, perforated masonry.

Technical Data Sheet



Box / Boîte / Verpackung / Caja / Упаковка



# WU 02



## 🇬🇧 Pan head BIMETAL (A2 Stainless Steel + Carbon steel hardened) self drilling screw with reduced point

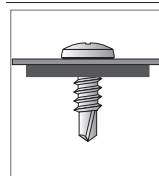
- 🇫🇷 Vis autoperceuse bi-métal (Acier INOX A2 + acier au carbone) tête cylindrique avec pointe réduite
- 🇩🇪 Bimetall Halbrundkopf - Bohrschraube (Edelstahl A2 + Kohlenstoffstahl) mit reduzierter Bohrspitze
- 🇪🇸 Tornillo autotaladrante BIMETAL (acero inoxidable A2 + acero cementado al carbono), cabeza cilíndrica, con broca reducida
- 🇷🇺 Самосверлящий шуруп с цилиндрической головкой со скошенным буртом BIMETAL (нержавеющая сталь A2 + углеродистая закаленная сталь) с уменьшенным сверлом



Item code	Screw size Ø x L (mm)	T <sub>fix</sub> (Fixture thickness)		Pcs. per box	Pcs. per carton
		min	max		
<b>Ø 4,2 / Ph 2</b>					
<b>WU 02 42 016</b>	4,2 x 16	0,8	4	200	2.000



Usage / Utilisation / Benutzung / Uso / Применение



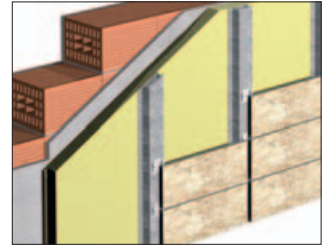
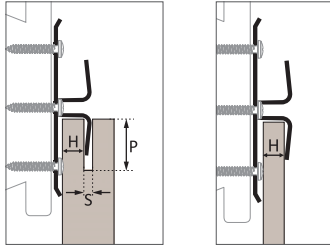

For fixing on thin metal sheet (min 0,5 - max 1 mm);  
**Pre-drill is NOT required.**

Box / Boîte / Verpackung / Caja / Упаковка



## Four finged clamp, for hidden fixing of tiles onto façades

- 🇫🇷 Équerre à quatre pinces, pour le montage de tuiles sur façades
- 🇩🇪 Klemme mit vier Haken, zur Befestigung von Kachel auf Fassaden
- 🇪🇸 Clip con cuatro ganchos largos, para la instalación de baldosas en fachada
- 🇷🇺 Крепежный кляммер рядовой для крепления фасадов и плиток из керамогранита



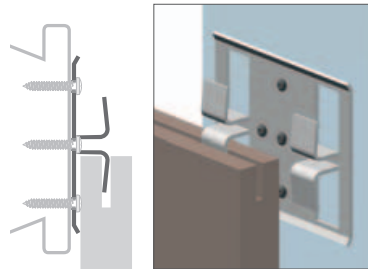
Item code	Clamp size L x l x t (mm)	Thickness of fixture H Min/Max (mm)	Slot depth P Min (mm)	Slot width S Min (mm)	Number of holes*	Holes diameter Ø (mm)	Tile joints F (mm)	Pcs. per carton
<b>Zinc plated steel</b>								
JY 01 05 015	75 x 64 x 1,5	8 / 9	16	2,5	5	4,5	7	250
JY 01 15 015	75 x 64 x 1,5	9 / 10	16	2,5	5	4,5	7	250
<b>A2 (AISI 304) stainless steel</b>								
JY 51 05 010	75 x 64 x 1,0	8 / 9	16	2,5	5	4,5	7	250
JY 51 15 010	75 x 64 x 1,0	9 / 10	16	2,5	5	4,5	7	250

\* Different number of holes available on request (minimum quantity and delivery time to be agreed) / Numéros de trous disponible sur demande (quantité et temps de livraison à concorder) / Verschiedene Nummern von Löcher auf Anfrage verfügbar (Menge und Liefertermin zu vereinbaren) / Disponible bajo solicitud con otro número de agujeros (cantidad y plazo de entrega a concordar) / Различные количество отверстий по запросу (количество и срок поставки по договоренности)



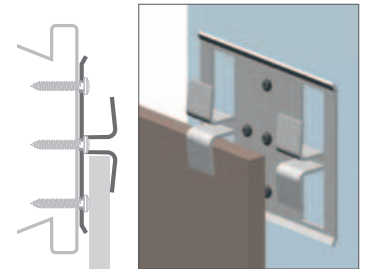
Suitable for:

✓ hidden fixing  
for slotted (kerf) tiles



pic. 1

✓ visible fixing  
for non-slotted tiles



pic. 2

### Usage

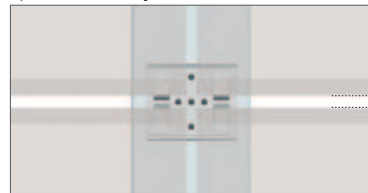
For hidden fixing (pic. 1) or visible fixing (pic. 2) of tiles.

Two assembly patterns are available:

- A) At the cross of 4 tiles: all holes for screws can be used;
- B) Along the edge of 2 tiles: only the horizontal holes are available for screws.

### Assembly patterning:

A) at the cross of 4 tiles\*



\* all holes are available for screws

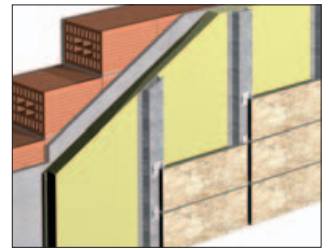
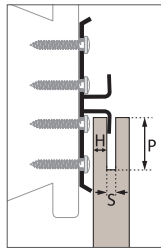
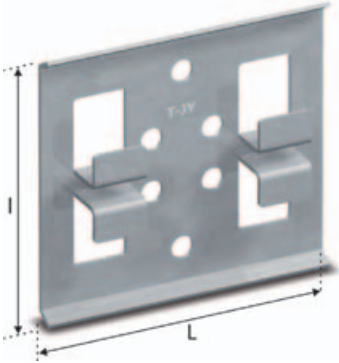
B) along the edge of 2 tiles\*



\* horizontal holes only available for screws

**Wider edged clamp with four reduced fingers, for hidden fixing of slotted thin tiles onto façades**

- Équerre à quatre pinces avec bord accru, pour le montage de tuiles avec coupe
- Klemme mit vier Haken mit verstärktem Rand, zur Befestigung von zugeschnittenen Kachel auf Fassaden
- Clip con cuatro ganchos cortos, para la instalación de baldosas en fachada
- Крепежный кляммер рядовой с четырьмя уменьшенными пальцами зажим с широкими краями, для скрытой фиксации щелевых тонких плиток на фасадах



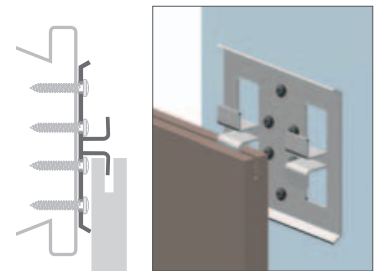
Item code	Clamp size L x l x t (mm)	Thickness of fixture H Min/Max (mm)	Slot depth P Min (mm)	Slot width S Min (mm)	Number of holes*	Holes diameter Ø (mm)	Tile joints F (mm)	Pcs. per carton
<b>Zinc plated steel</b>								
<b>JY 01 26 015</b>	65 x 62 x 1,5	4 / 5	8	2	6	5	7	250
<b>Stainless Steel A2 (AISI 304)</b>								
<b>JY 51 26 010</b>	65 x 62 x 1,0	4 / 5	8	2	6	5	7	250

\* Different number of holes available on request (minimum quantity and delivery time to be agreed) / Numéros de trous disponible sur demande (quantité et temps de livraison à concorder) / Verschiedene Nummern von Löcher auf Anfrage verfügbar (Menge und Liefertermin zu vereinbaren) / Disponible bajo solicitud con otro número de agujeros (cantidad y plazo de entrega a concordar) / Различные количество отверстий по запросу (количество и срок поставки по договоренности)



Suitable for:

✓ hidden fixing for slotted (kerf) tiles



pic. 1

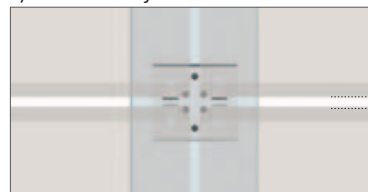
**Usage**  
For hidden fixing (pic. 1) of slotted thin tiles.

Two assembly patterns are available:  
A) At the cross of 4 tiles  
B) Along the edge of 2 tiles

The special wider edges allows the perfect positioning of the screws under the tiles. So, in both assembly patterns, all holes can be used for screws.

**Assembly patterning:**

A) at the cross of 4 tiles\*



\* all holes are available for screws





B) along the edge of 2 tiles\*



\* all holes are available for screws

# XA 31 <sup>NEW</sup>

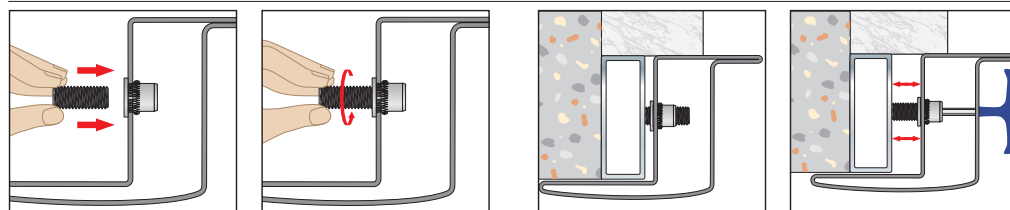
## Hexagon through-holed set screw, in aluminium

-  Bouchon à six pans creux, en aluminium
-  Gewindestift mit Innensechskant, aus Aluminium
-  Tornillo hueco sin cabeza con huella hexagonal, de aluminio
-  Винт установочный, внутренний шестигранник, из алюминия



Item code	Socket size M x L (mm)	Pcs. per box	Pcs. per carton
In-Hex (s): 6 mm			
XA 31 12 020	M12 x 20	200	2.000
XA 31 12 030	M12 x 30	100	1.000
XA 31 12 040	M12 x 40	100	1.000

Installation sequence / Instructions de mise en oeuvre / Setzanweisung / Secuencia de instalación / Порядок монтажа



**1st step:** Drive the hexagon through-holed set screw into the rivet nut (already installed on the frame)

**2nd step:** Use the hexagon key wrench to adjust the distance between the window (or door) and the frame

Technical Data Sheet







Box / Boîte / Verpackung  
Caja / Упаковка



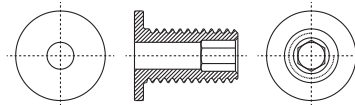
# XB 01 <sup>NEW</sup>

## Flat cylinder head through-holed screw (hex recessed in one end), zinc plated

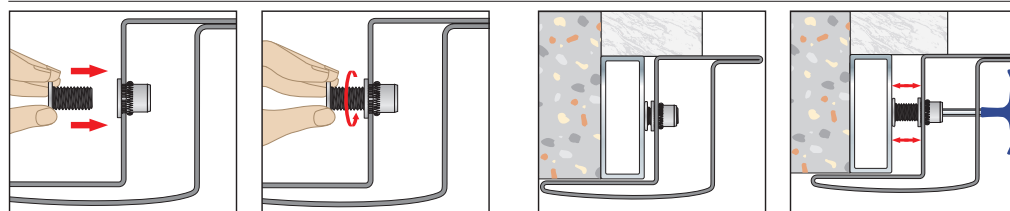
-  Vis à tête cylindrique, avec six pans creux en pointe, en acier zingué
-  Zylinderkopfschraube (abgeflacht) mit Innensechskant auf der Spitze, verzinkt
-  Tornillo hueco con cabeza cilíndrica plana, con huella hexagonal por un lado, de acero cincado
-  Винт с плоской головкой и внутренним шестигранником, шестигранник на одном конце, а затем круглый, оцинкованный



Item code	Socket size M x L (mm)	Pcs. per box	Pcs. per carton
In-Hex (s): 6 mm			
XB 01 12 020	M12 x 20	100	1.000



Installation sequence / Instructions de mise en oeuvre / Setzanweisung / Secuencia de instalación / Порядок монтажа



**1st step:** Drive the screw into the rivet nut (already installed on the frame), taking care to place the head of the screw on the side to be spaced

**2nd step:** Use the hexagon key wrench to adjust the distance between the window (or door) and the frame

Technical Data Sheet



Box / Boîte / Verpackung  
Caja / Упаковка





# YT 01 - YTR 01

## Knurled open cylindrical shank rivet nut, zinc plated

- Embout fileté, corps cylindrique ouvert moleté, en acier zingué
- Gewindeinsatz, zylinderförmiger Körper gerändelt offen, Stahl verzinkt
- Tuerca remachable grafilada, de acero cincado
- Резьбовая заклепка-гайка из оцинкованной стали с цилиндрическим фланцем

### YT 01 dome head / tête cylindrique / Zylinderkopf / cabeza cilíndrica / полукруглый бортик



Technical  
Data Sheet



Item code	Size <i>M x Ø (foro) x l (mm)</i>	Thickness of fixture <i>t<sub>fix</sub> min - max (mm)</i>	Head size <i>Ødk x k (mm)</i>	Pcs. per box	Pcs. per carton
YT 01 04 010	M4 x 6 x 10	0,3 - 3	9 x 1	500	5.000
YT 01 04 011	M4 x 6 x 11,5	3 - 4	9 x 1	500	5.000
YT 01 05 012	M5 x 7 x 12	0,3 - 3	10 x 1	500	5.000
YT 01 05 015	M5 x 7 x 15	3 - 4	10 x 1	500	5.000
YT 01 06 014	M6 x 9 x 14,5	0,5 - 3	13 x 1,5	250	2.500
YT 01 06 016	M6 x 9 x 16	3 - 4,5	13 x 1,5	250	2.500
YT 01 08 016	M8 x 11 x 16	0,5 - 3	16 x 1,5	200	2.000
YT 01 08 018	M8 x 11 x 18,5	3 - 5,5	16 x 1,5	200	2.000
YT 01 10 017	M10 x 13 x 17	0,5 - 3	19 x 2	200	2.000
YT 01 10 022	M10 x 13 x 22	3 - 6	19 x 2	100	1.000
YT 01 12 023	M12 x 16 x 23	1 - 4	23 x 2	100	1.000

### YTR 01 reduced dome head / Tête cylindrique réduite / reduzierter zylinderkopf / cabeza cilíndrica reducida / полукруглый бортик



Technical  
Data Sheet



Item code	Size <i>M x Ø (foro) x l (mm)</i>	Thickness of fixture <i>t<sub>fix</sub> min - max (mm)</i>	Head size <i>Ødk x k (mm)</i>	Pcs. per box	Pcs. per carton
YTR 01 12 020	M12 x 15 x 20	1 - 3,5	19 x 1,8	100	1.000

# CK 01

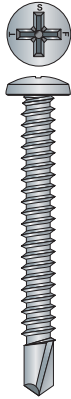
## UK Pan head cross recess type H self drilling screw, hardened, zinc plated

FR Vis autoperceuse tête cylindrique, empreinte cruciformes type H, en acier cémenté, zinguée

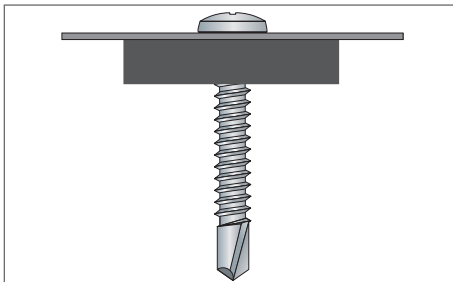
DE Halbrundkopf - Bohrschraube Kreuzschlitz H, einsatzgehärtet, verzinkt

ES Tornillo autotaladrante, cabeza cilíndrica cruz tipo H, acero cementado, cincado

RU Оцинкованный самосверлящий шуруп из закаленной стали с цилиндрической скругленной головкой с крестообразным шлицем типа H



### Usage / Utilisation / Benutzung / Uso / Применение



Box / Boîte / Verpackung  
Caja / Упаковка



Technical  
Data Sheet



Item code	Screw size Ø x L / L <sub>1</sub> (mm)	Tfix (Fixture thickness)		Pcs. per box	Pcs. per carton
		min	max*		
<b>Ø 2,9 / Ph 1</b>					
CK 01 29 009	2,9 x 9,5	0,5	2,5 - t <sub>fl</sub>	1.000	10.000
CK 01 29 013	2,9 x 13	0,5	6 - t <sub>fl</sub>	1.000	10.000
CK 01 29 016	2,9 x 16	0,5	9 - t <sub>fl</sub>	1.000	10.000
CK 01 29 019	2,9 x 19	0,5	12 - t <sub>fl</sub>	500	5.000
CK 01 29 022	2,9 x 22	0,5	15 - t <sub>fl</sub>	500	5.000
<b>Ø 3,5 / Ph 2</b>					
CK 01 35 009	3,5 x 9,5	0,5	2,5 - t <sub>fl</sub>	1.000	10.000
CK 01 35 013	3,5 x 13	0,5	6 - t <sub>fl</sub>	1.000	10.000
CK 01 35 016	3,5 x 16	0,5	9 - t <sub>fl</sub>	500	5.000
CK 01 35 019	3,5 x 19	0,5	12 - t <sub>fl</sub>	500	5.000
CK 01 35 022	3,5 x 22	0,5	15 - t <sub>fl</sub>	500	5.000
CK 01 35 025	3,5 x 25	0,5	18 - t <sub>fl</sub>	500	5.000
CK 01 35 032	3,5 x 32	0,5	25 - t <sub>fl</sub>	500	5.000
<b>Ø 3,9 / Ph 2</b>					
CK 01 39 013	3,9 x 13	0,5	6 - t <sub>fl</sub>	1.000	10.000
CK 01 39 016	3,9 x 16	0,5	9 - t <sub>fl</sub>	500	5.000
CK 01 39 019	3,9 x 19	0,5	12 - t <sub>fl</sub>	500	5.000
CK 01 39 022	3,9 x 22	0,5	15 - t <sub>fl</sub>	500	5.000
CK 01 39 025	3,9 x 25	0,5	18 - t <sub>fl</sub>	500	5.000
CK 01 39 032	3,9 x 32	0,5	25 - t <sub>fl</sub>	500	5.000
CK 01 39 038	3,9 x 38	0,5	31 - t <sub>fl</sub>	200	2.000
CK 01 39 045	3,9 x 45	0,5	38 - t <sub>fl</sub>	200	2.000
CK 01 39 050	3,9 x 50	0,5	43 - t <sub>fl</sub>	200	2.000
<b>Ø 4,2 / Ph 2</b>					
CK 01 42 013	4,2 x 13	0,5	6 - t <sub>fl</sub>	500	5.000
CK 01 42 016	4,2 x 16	0,5	9 - t <sub>fl</sub>	500	5.000
CK 01 42 019	4,2 x 19	0,5	12 - t <sub>fl</sub>	500	5.000
CK 01 42 022	4,2 x 22	0,5	15 - t <sub>fl</sub>	500	5.000
CK 01 42 025	4,2 x 25	0,5	18 - t <sub>fl</sub>	500	5.000
CK 01 42 032	4,2 x 32	0,5	25 - t <sub>fl</sub>	200	2.000
CK 01 42 038	4,2 x 38	0,5	31 - t <sub>fl</sub>	200	2.000
CK 01 42 045	4,2 x 45	0,5	38 - t <sub>fl</sub>	200	2.000
<b>Ø 4,8 / Ph 2</b>					
CK 01 48 013	4,8 x 13	0,5	4 - t <sub>fl</sub>	500	5.000
CK 01 48 016	4,8 x 16	0,5	7 - t <sub>fl</sub>	500	5.000
CK 01 48 019	4,8 x 19	0,5	10 - t <sub>fl</sub>	500	5.000
CK 01 48 022	4,8 x 22	0,5	13 - t <sub>fl</sub>	500	5.000
CK 01 48 025	4,8 x 25	0,5	16 - t <sub>fl</sub>	200	2.000
CK 01 48 032	4,8 x 32	0,5	23 - t <sub>fl</sub>	200	2.000
CK 01 48 038	4,8 x 38	0,5	29 - t <sub>fl</sub>	200	2.000
CK 01 48 045	4,8 x 45	0,5	36 - t <sub>fl</sub>	200	2.000
CK 01 48 050	4,8 x 50	0,5	41 - t <sub>fl</sub>	200	2.000
CK 01 48 060	4,8 x 60	0,5	51 - t <sub>fl</sub>	100	1.000
CK 01 48 070	4,8 x 70 / 60	15	61 - t <sub>fl</sub>	100	1.000
<b>Ø 5,5 / Ph 3</b>					
CK 01 55 013	5,5 x 13	0,5	3 - t <sub>fl</sub>	200	2.000
CK 01 55 016	5,5 x 16	0,5	6 - t <sub>fl</sub>	200	2.000
CK 01 55 019	5,5 x 19	0,5	9 - t <sub>fl</sub>	200	2.000
CK 01 55 022	5,5 x 22	0,5	12 - t <sub>fl</sub>	200	2.000
CK 01 55 025	5,5 x 25	0,5	15 - t <sub>fl</sub>	200	2.000
CK 01 55 032	5,5 x 32	0,5	22 - t <sub>fl</sub>	200	2.000
CK 01 55 038	5,5 x 38	0,5	28 - t <sub>fl</sub>	200	2.000
CK 01 55 045	5,5 x 45	0,5	35 - t <sub>fl</sub>	200	2.000
CK 01 55 050	5,5 x 50	0,5	40 - t <sub>fl</sub>	200	2.000
CK 01 55 060	5,5 x 60	0,5	50 - t <sub>fl</sub>	100	1.000
CK 01 55 070	5,5 x 70 / 60	15	60 - t <sub>fl</sub>	100	1.000
CK 01 55 080	5,5 x 80 / 60	25	70 - t <sub>fl</sub>	100	1.000
CK 01 55 100	5,5 x 100 / 70	35	90 - t <sub>fl</sub>	100	1.000

\* t<sub>fl</sub> = thickness of the steel sheet to be drilled / s = épaisseur de la pièce en acier à fixer / s = Dicke des Metallanbauteils wo man befestigt / s = grosor del soporte de metal a fijar / s = товщина закрепляемого металла

# CK 03

## ✚ Pan head cross recess type H self drilling screw, hardened, black zinc plated

🇫🇷 Vis autoperceuse tête cylindrique, empreinte cruciformes type H, en acier cémenté, zinguée noire

🇩🇪 Halbrundkopf - Bohrschraube Kreuzschlitz H, einsatzgehärtet, schwarz verzinkt

🇪🇸 Tornillo autotaladrante, cabeza cilíndrica cruz tipo H, acero cementado, cincado negro

🇷🇺 Оцинкованный самосверлящий шуруп черного цвета из закаленной стали с цилиндрической скругленной головкой с крестообразным шлицем типа H



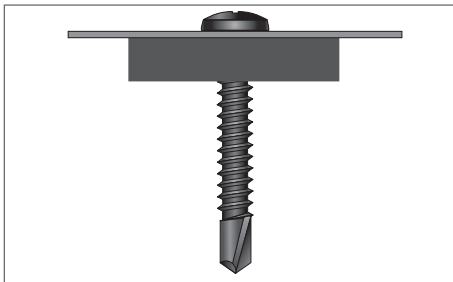
Cross Type H



Item code	Screw size Ø x L / L <sub>1</sub> (mm)	T <sub>fix</sub> (Fixture thickness)		Pcs. per box	Pcs. per carton
		min	max*		
<b>Ø 3,5 / Ph 2</b>					
CK 03 35 009	3,5 x 9,5	0,5	2,5 - t <sub>fl</sub>	1.000	10.000
CK 03 35 013	3,5 x 13	0,5	6 - t <sub>fl</sub>	1.000	10.000
CK 03 35 016	3,5 x 16	0,5	9 - t <sub>fl</sub>	500	5.000
CK 03 35 019	3,5 x 19	0,5	12 - t <sub>fl</sub>	500	5.000
CK 03 35 022	3,5 x 22	0,5	15 - t <sub>fl</sub>	500	5.000
CK 03 35 025	3,5 x 25	0,5	18 - t <sub>fl</sub>	500	5.000
<b>Ø 3,9 / Ph 2</b>					
CK 03 39 013	3,9 x 13	0,5	6 - t <sub>fl</sub>	1.000	10.000
CK 03 39 016	3,9 x 16	0,5	9 - t <sub>fl</sub>	500	5.000
CK 03 39 019	3,9 x 19	0,5	12 - t <sub>fl</sub>	500	5.000
CK 03 39 022	3,9 x 22	0,5	15 - t <sub>fl</sub>	500	5.000
CK 03 39 025	3,9 x 25	0,5	18 - t <sub>fl</sub>	500	5.000
CK 03 39 032	3,9 x 32	0,5	25 - t <sub>fl</sub>	500	5.000
<b>Ø 4,2 / Ph 2</b>					
CK 03 42 013	4,2 x 13	0,5	6 - t <sub>fl</sub>	500	5.000
CK 03 42 016	4,2 x 16	0,5	9 - t <sub>fl</sub>	500	5.000
CK 03 42 019	4,2 x 19	0,5	12 - t <sub>fl</sub>	500	5.000
CK 03 42 022	4,2 x 22	0,5	15 - t <sub>fl</sub>	500	5.000
CK 03 42 025	4,2 x 25	0,5	18 - t <sub>fl</sub>	500	5.000
CK 03 42 032	4,2 x 32	0,5	25 - t <sub>fl</sub>	200	2.000
CK 03 42 038	4,2 x 38	0,5	31 - t <sub>fl</sub>	200	2.000
<b>Ø 4,8 / Ph 2</b>					
CK 03 48 013	4,8 x 13	0,5	4 - t <sub>fl</sub>	500	5.000
CK 03 48 016	4,8 x 16	0,5	7 - t <sub>fl</sub>	500	5.000
CK 03 48 019	4,8 x 19	0,5	10 - t <sub>fl</sub>	500	5.000
CK 03 48 022	4,8 x 22	0,5	13 - t <sub>fl</sub>	500	5.000
CK 03 48 025	4,8 x 25	0,5	16 - t <sub>fl</sub>	200	2.000
CK 03 48 032	4,8 x 32	0,5	23 - t <sub>fl</sub>	200	2.000
CK 03 48 038	4,8 x 38	0,5	29 - t <sub>fl</sub>	200	2.000
CK 03 48 045	4,8 x 45	0,5	36 - t <sub>fl</sub>	200	2.000
CK 03 48 050	4,8 x 50	0,5	41 - t <sub>fl</sub>	200	2.000
CK 03 48 060	4,8 x 60	0,5	51 - t <sub>fl</sub>	100	1.000
CK 03 48 070	4,8 x 70 / 60	15	61 - t <sub>fl</sub>	100	1.000

\* t<sub>fl</sub> = thickness of the steel sheet to be drilled / s = épaisseur de la pièce en acier à fixer / s = Dicke des Metallanbauteils wo man befestigt / s = grosor del soporte de metal a fijar / s = товщина закрепляемого металла

Usage / Utilisation / Benutzung / Uso / Применение



Box / Boîte / Verpackung  
Caja / Упаковка



Technical  
Data Sheet



# RK 01

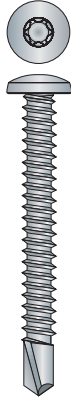
## UK Pan head 6-lobe recess self drilling screw, hardened, zinc plated

FR Vis autoperceuse tête cylindrique, empreinte à six lobes, en acier cémenté, zinguée

DE Halbrundkopf - Bohrschraube Innensechsrund, einsatzgehärtet, verzinkt

ES Tornillo autotaladrante, cabeza cilíndrica 6 lóbulos internos, acero cementado, cincado

RU Оцинкованный самосверлящий шуруп из закаленной стали с цилиндрической скругленной головкой с шестигранным шлицем



6 lobe



CrVI Free

Technical  
Data Sheet



Item code	Screw size Ø x L / L <sub>1</sub> (mm)	Tfix (Fixture thickness)		Pcs. per box	Pcs. per carton
		min	max*		
<b>Ø 2,9 / T-10</b>					
RK 01 29 009	2,9 x 9,5	0,5	2,5 - t <sub>II</sub>	1.000	10.000
RK 01 29 013	2,9 x 13	0,5	6 - t <sub>II</sub>	1.000	10.000
RK 01 29 016	2,9 x 16	0,5	9 - t <sub>II</sub>	500	5.000
RK 01 29 019	2,9 x 19	0,5	12 - t <sub>II</sub>	500	5.000
RK 01 29 022	2,9 x 22	0,5	15 - t <sub>II</sub>	500	5.000
<b>Ø 3,5 / T-15</b>					
RK 01 35 009	3,5 x 9,5	0,5	2,5 - t <sub>II</sub>	1.000	10.000
RK 01 35 013	3,5 x 13	0,5	6 - t <sub>II</sub>	1.000	10.000
RK 01 35 016	3,5 x 16	0,5	9 - t <sub>II</sub>	500	5.000
RK 01 35 019	3,5 x 19	0,5	12 - t <sub>II</sub>	500	5.000
RK 01 35 022	3,5 x 22	0,5	15 - t <sub>II</sub>	500	5.000
RK 01 35 025	3,5 x 25	0,5	18 - t <sub>II</sub>	500	5.000
RK 01 35 032	3,5 x 32	0,5	25 - t <sub>II</sub>	500	5.000
<b>Ø 3,9 / T-15</b>					
RK 01 39 013	3,9 x 13	0,5	6 - t <sub>II</sub>	1.000	10.000
RK 01 39 016	3,9 x 16	0,5	9 - t <sub>II</sub>	500	5.000
RK 01 39 019	3,9 x 19	0,5	12 - t <sub>II</sub>	500	5.000
RK 01 39 022	3,9 x 22	0,5	15 - t <sub>II</sub>	500	5.000
RK 01 39 025	3,9 x 25	0,5	18 - t <sub>II</sub>	500	5.000
RK 01 39 032	3,9 x 32	0,5	25 - t <sub>II</sub>	500	5.000
RK 01 39 038	3,9 x 38	0,5	31 - t <sub>II</sub>	200	2.000
RK 01 39 045	3,9 x 45	0,5	38 - t <sub>II</sub>	200	2.000
RK 01 39 050	3,9 x 50	0,5	43 - t <sub>II</sub>	200	2.000
<b>Ø 4,2 / T-20</b>					
RK 01 42 013	4,2 x 13	0,5	6 - t <sub>II</sub>	500	5.000
RK 01 42 016	4,2 x 16	0,5	9 - t <sub>II</sub>	500	5.000
RK 01 42 019	4,2 x 19	0,5	12 - t <sub>II</sub>	500	5.000
RK 01 42 022	4,2 x 22	0,5	15 - t <sub>II</sub>	500	5.000
RK 01 42 025	4,2 x 25	0,5	18 - t <sub>II</sub>	500	5.000
RK 01 42 032	4,2 x 32	0,5	25 - t <sub>II</sub>	200	2.000
RK 01 42 038	4,2 x 38	0,5	31 - t <sub>II</sub>	200	2.000
RK 01 42 045	4,2 x 45	0,5	38 - t <sub>II</sub>	200	2.000
<b>Ø 4,8 / T-25</b>					
RK 01 48 013	4,8 x 13	0,5	4 - t <sub>II</sub>	500	5.000
RK 01 48 016	4,8 x 16	0,5	7 - t <sub>II</sub>	500	5.000
RK 01 48 019	4,8 x 19	0,5	10 - t <sub>II</sub>	500	5.000
RK 01 48 022	4,8 x 22	0,5	13 - t <sub>II</sub>	500	5.000
RK 01 48 025	4,8 x 25	0,5	16 - t <sub>II</sub>	200	2.000
RK 01 48 032	4,8 x 32	0,5	23 - t <sub>II</sub>	200	2.000
RK 01 48 038	4,8 x 38	0,5	29 - t <sub>II</sub>	200	2.000
RK 01 48 045	4,8 x 45	0,5	36 - t <sub>II</sub>	200	2.000
RK 01 48 050	4,8 x 50	0,5	41 - t <sub>II</sub>	200	2.000
RK 01 48 060	4,8 x 60	0,5	51 - t <sub>II</sub>	100	1.000
RK 01 48 070	4,8 x 70 / 60	15	61 - t <sub>II</sub>	100	1.000
<b>Ø 5,5 / T-25</b>					
RK 01 55 013	5,5 x 13	0,5	3 - t <sub>II</sub>	200	2.000
RK 01 55 016	5,5 x 16	0,5	6 - t <sub>II</sub>	200	2.000
RK 01 55 019	5,5 x 19	0,5	9 - t <sub>II</sub>	200	2.000
RK 01 55 022	5,5 x 22	0,5	12 - t <sub>II</sub>	200	2.000
RK 01 55 025	5,5 x 25	0,5	15 - t <sub>II</sub>	200	2.000
RK 01 55 032	5,5 x 32	0,5	22 - t <sub>II</sub>	200	2.000
RK 01 55 038	5,5 x 38	0,5	28 - t <sub>II</sub>	200	2.000
RK 01 55 045	5,5 x 45	0,5	35 - t <sub>II</sub>	200	2.000
RK 01 55 050	5,5 x 50	0,5	40 - t <sub>II</sub>	200	2.000
RK 01 55 060	5,5 x 60	0,5	50 - t <sub>II</sub>	100	1.000
RK 01 55 070	5,5 x 70 / 60	15	60 - t <sub>II</sub>	100	1.000
RK 01 55 080	5,5 x 80 / 60	25	70 - t <sub>II</sub>	100	1.000
RK 01 55 100	5,5 x 100 / 70	35	90 - t <sub>II</sub>	100	1.000

>>>

# RK 01

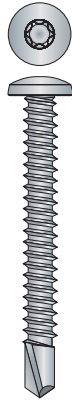
## 🇬🇧 Pan head 6-lobe recess self drilling screw, hardened, zinc plated

🇫🇷 Vis autoperceuse tête cylindrique, empreinte à six lobes, en acier cémenté, zinguée

🇩🇪 Halbrundkopf - Bohrschraube Innensechsrund, einsatzgehärtet, verzinkt

🇪🇸 Tornillo autotaladrante, cabeza cilíndrica 6 lóbulos internos, acero cementado, cincado

🇷🇺 Оцинкованный самосверлящий шуруп из закаленной стали с цилиндрической скругленной головкой с шестигранным шлицем



Item code	Screw size Ø x L / L <sub>1</sub> (mm)	T <sub>fix</sub> (Fixture thickness)		Pcs. per box	Pcs. per carton
		min	max*		
Ø 6,3 / T-30					
🇬🇧🇫🇷🇩🇪🇪🇸🇷🇺 RK 01 63 016	6,3 x 16	0,5	4 - t <sub>II</sub>	200	2.000
🇬🇧🇫🇷🇩🇪🇪🇸🇷🇺 RK 01 63 019	6,3 x 19	0,5	7 - t <sub>II</sub>	200	2.000
🇬🇧🇫🇷🇩🇪🇪🇸🇷🇺 RK 01 63 022	6,3 x 22	0,5	10 - t <sub>II</sub>	200	2.000
🇬🇧🇫🇷🇩🇪🇪🇸🇷🇺 RK 01 63 025	6,3 x 25	0,5	13 - t <sub>II</sub>	200	2.000
🇬🇧🇫🇷🇩🇪🇪🇸🇷🇺 RK 01 63 032	6,3 x 32	0,5	20 - t <sub>II</sub>	200	2.000
🇬🇧🇫🇷🇩🇪🇪🇸🇷🇺 RK 01 63 038	6,3 x 38	0,5	26 - t <sub>II</sub>	200	2.000
🇬🇧🇫🇷🇩🇪🇪🇸🇷🇺 RK 01 63 050	6,3 x 50	0,5	38 - t <sub>II</sub>	200	2.000
🇬🇧🇫🇷🇩🇪🇪🇸🇷🇺 RK 01 63 060	6,3 x 60	0,5	48 - t <sub>II</sub>	100	1.000
🇬🇧🇫🇷🇩🇪🇪🇸🇷🇺 RK 01 63 070	6,3 x 70 / 60	15	58 - t <sub>II</sub>	100	1.000
🇬🇧🇫🇷🇩🇪🇪🇸🇷🇺 RK 01 63 080	6,3 x 80 / 60	25	68 - t <sub>II</sub>	100	1.000
🇬🇧🇫🇷🇩🇪🇪🇸🇷🇺 RK 01 63 100	6,3 x 100 / 70	35	88 - t <sub>II</sub>	100	1.000
🇬🇧🇫🇷🇩🇪🇪🇸🇷🇺 RK 01 63 120	6,3 x 120 / 70	55	108 - t <sub>II</sub>	100	1.000
🇬🇧🇫🇷🇩🇪🇪🇸🇷🇺 RK 01 63 140	6,3 x 140 / 70	75	128 - t <sub>II</sub>	100	1.000

\* t<sub>II</sub> = thickness of the steel sheet to be drilled / s = épaisseur de la pièce en acier à fixer / s = Dicke des Metallanbauteils wo man befestigt / s = grosor del soporte de metal a fijar / s = толщина закрепляемого металла

🇬🇧🇫🇷🇩🇪🇪🇸🇷🇺 ETA-CE Certified item / Agrément technique européen ETE-CE / ETA-CE Zulassung / Homologación ETA-CE / Сертификация ETA-CE

🇬🇧🇫🇷🇩🇪🇪🇸🇷🇺 Fire Reaction A1 / Réaction au feu A1 / Brandverhalten A1 / Reacción al fuego A1 / Реакция на огонь A1



6 lobe



CrVI Free



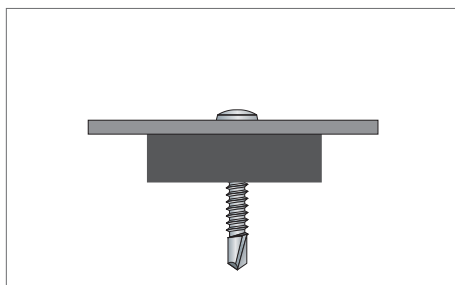
DoP



Declaration of Performance

European Technical Assessment  
EAD 330047-01-0602

Usage / Utilisation / Benutzung / Uso / Применение



One bit free per box



🇬🇧🇫🇷🇩🇪🇪🇸🇷🇺 one bit free per box


🇫🇷 Un embout gratuit dans chaque boîte

🇩🇪 Zu jeder Verpackung ein Bit kostenlos

🇪🇸 Una punta de atornillar en cada caja

🇷🇺 Один бесплатный бит в каждой упаковке

Box / Boîte / Verpackung / Caja / Упаковка



# CH 01


## Flat csk head cross recess type H self drilling screw, hardened, zinc plated

Vis autoperceuse tête fraisée plate, empreinte cruciformes type H, en acier cémenté, zinguée

Senkkopf-Bohrschraube Kreuzschlitz H, einsatzgehärtet

Tornillo autotaladrante, cabeza avellanada cruz tipo H, acero cementado, cincado

Оцинкованный самосверлящий шуруп из закаленной стали с плоской потайной головкой с крестообразным шлицем типа H

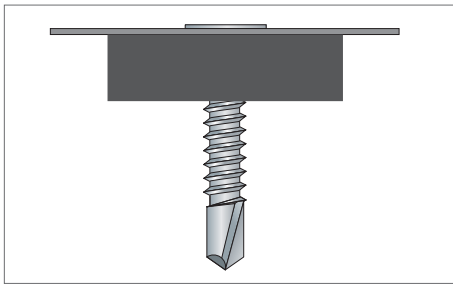


Cross Type H

CrVI Free

inBlister®  
p. 487

Usage / Utilisation / Benutzung / Uso / Применение



Box / Boîte / Verpackung  
Caja / Упаковка



Technical  
Data Sheet



Item code	Screw size Ø x L / L <sub>1</sub> (mm)	Tfix (Fixture thickness)		Pcs. per box	Pcs. per carton
		min	max*		
<b>Ø 2,9 / Ph 1</b>					
CH 01 29 009	2,9 x 9,5	2,5	3,5 - t <sub>II</sub>	1.000	10.000
CH 01 29 013	2,9 x 13	2,5	5 - t <sub>II</sub>	1.000	10.000
CH 01 29 016	2,9 x 16	2,5	8 - t <sub>II</sub>	1.000	10.000
CH 01 29 019	2,9 x 19	2,5	11 - t <sub>II</sub>	500	5.000
CH 01 29 022	2,9 x 22	2,5	14 - t <sub>II</sub>	500	5.000
<b>Ø 3,5 / Ph 2</b>					
CH 01 35 009	3,5 x 9,5	2,5	3 - t <sub>II</sub>	1.000	10.000
CH 01 35 013	3,5 x 13	2,5	6 - t <sub>II</sub>	1.000	10.000
CH 01 35 016	3,5 x 16	2,5	9 - t <sub>II</sub>	500	5.000
CH 01 35 019	3,5 x 19	2,5	12 - t <sub>II</sub>	500	5.000
CH 01 35 022	3,5 x 22	2,5	15 - t <sub>II</sub>	500	5.000
CH 01 35 025	3,5 x 25	2,5	18 - t <sub>II</sub>	500	5.000
CH 01 35 032	3,5 x 32	2,5	25 - t <sub>II</sub>	500	5.000
CH 01 35 038	3,5 x 38	2,5	31 - t <sub>II</sub>	500	5.000
<b>Ø 3,9 / Ph 2</b>					
CH 01 39 013	3,9 x 13	3	5 - t <sub>II</sub>	1.000	10.000
CH 01 39 016	3,9 x 16	3	8 - t <sub>II</sub>	500	5.000
CH 01 39 019	3,9 x 19	3	11 - t <sub>II</sub>	500	5.000
CH 01 39 022	3,9 x 22	3	14 - t <sub>II</sub>	500	5.000
CH 01 39 025	3,9 x 25	3	17 - t <sub>II</sub>	500	5.000
CH 01 39 032	3,9 x 32	3	24 - t <sub>II</sub>	500	5.000
CH 01 39 038	3,9 x 38	3	30 - t <sub>II</sub>	200	2.000
CH 01 39 045	3,9 x 45	3	37 - t <sub>II</sub>	200	2.000
CH 01 39 050	3,9 x 50	3	42 - t <sub>II</sub>	200	2.000
<b>Ø 4,2 / Ph 2</b>					
CH 01 42 013	4,2 x 13	3	4 - t <sub>II</sub>	500	5.000
CH 01 42 016	4,2 x 16	3	7 - t <sub>II</sub>	500	5.000
CH 01 42 019	4,2 x 19	3	10 - t <sub>II</sub>	500	5.000
CH 01 42 022	4,2 x 22	3	13 - t <sub>II</sub>	500	5.000
CH 01 42 025	4,2 x 25	3	16 - t <sub>II</sub>	500	5.000
CH 01 42 032	4,2 x 32	3	23 - t <sub>II</sub>	200	2.000
CH 01 42 038	4,2 x 38	3	29 - t <sub>II</sub>	200	2.000
CH 01 42 045	4,2 x 45	3	36 - t <sub>II</sub>	200	2.000
CH 01 42 050	4,2 x 50	3	41 - t <sub>II</sub>	200	2.000
<b>Ø 4,8 / Ph 2</b>					
CH 01 48 016	4,8 x 16	3,5	5 - t <sub>II</sub>	500	5.000
CH 01 48 019	4,8 x 19	3,5	8 - t <sub>II</sub>	500	5.000
CH 01 48 022	4,8 x 22	3,5	11 - t <sub>II</sub>	500	5.000
CH 01 48 025	4,8 x 25	3,5	14 - t <sub>II</sub>	500	5.000
CH 01 48 032	4,8 x 32	3,5	21 - t <sub>II</sub>	200	2.000
CH 01 48 038	4,8 x 38	3,5	27 - t <sub>II</sub>	200	2.000
CH 01 48 045	4,8 x 45	3,5	34 - t <sub>II</sub>	200	2.000
CH 01 48 050	4,8 x 50	3,5	39 - t <sub>II</sub>	200	2.000
CH 01 48 060	4,8 x 60	3,5	49 - t <sub>II</sub>	100	1.000
CH 01 48 070	4,8 x 70 / 60	10	59 - t <sub>II</sub>	100	1.000
<b>Ø 5,5 / Ph 3</b>					
CH 01 55 019	5,5 x 19	4	7 - t <sub>II</sub>	200	2.000
CH 01 55 022	5,5 x 22	4	10 - t <sub>II</sub>	200	2.000
CH 01 55 025	5,5 x 25	4	13 - t <sub>II</sub>	200	2.000
CH 01 55 032	5,5 x 32	4	20 - t <sub>II</sub>	200	2.000
CH 01 55 038	5,5 x 38	4	26 - t <sub>II</sub>	200	2.000
CH 01 55 045	5,5 x 45	4	33 - t <sub>II</sub>	200	2.000
CH 01 55 050	5,5 x 50	4	38 - t <sub>II</sub>	200	2.000
CH 01 55 060	5,5 x 60	4	48 - t <sub>II</sub>	100	1.000
CH 01 55 070	5,5 x 70 / 60	10	58 - t <sub>II</sub>	100	1.000
CH 01 55 080	5,5 x 80 / 60	20	68 - t <sub>II</sub>	100	1.000
CH 01 55 100	5,5 x 100 / 70	30	88 - t <sub>II</sub>	100	1.000

\* t<sub>II</sub> = thickness of the steel sheet to be drilled / s = épaisseur de la pièce en acier à fixer / s = Dique des Metallanbauteils wo man befestigt / s = grosor del soporte de metal a fijar / s = толщина закрепляемого металла

# CH 03

## Flat csk head cross recess type H self drilling screw, hardened, black zinc plated

Vis autoperceuse tête fraisée plate, empreinte cruciformes type H, en acier cémenté, zinguée noire

Senkkopf-Bohrschraube Kreuzschlitz H, einsatzgehärtet, schwarz verzinkt

Tornillo autotaladrante, cabeza avellanada cruz tipo H, acero cementado, cincado negro

Оцинкованный черного цвета самосверлящий шуруп из закаленной стали с плоской потайной головкой с крестообразным шлицем типа H




Cross Type H



Item code	Screw size Ø x L / L <sub>1</sub> (mm)	T <sub>fix</sub> (Fixture thickness)		Pcs. per box	Pcs. per carton
		min	max*		
<b>Ø 3,5 / Ph 2</b>					
CH 03 35 013	3,5 x 13	2,5	6 - t <sub>II</sub>	1.000	10.000
CH 03 35 016	3,5 x 16	2,5	9 - t <sub>II</sub>	500	5.000
CH 03 35 019	3,5 x 19	2,5	12 - t <sub>II</sub>	500	5.000
CH 03 35 022	3,5 x 22	2,5	15 - t <sub>II</sub>	500	5.000
CH 03 35 025	3,5 x 25	2,5	18 - t <sub>II</sub>	500	5.000
<b>Ø 3,9 / Ph 2</b>					
CH 03 39 013	3,9 x 13	3	5 - t <sub>II</sub>	1.000	10.000
CH 03 39 016	3,9 x 16	3	8 - t <sub>II</sub>	500	5.000
CH 03 39 019	3,9 x 19	3	11 - t <sub>II</sub>	500	5.000
CH 03 39 022	3,9 x 22	3	14 - t <sub>II</sub>	500	5.000
CH 03 39 025	3,9 x 25	3	17 - t <sub>II</sub>	500	5.000
CH 03 39 032	3,9 x 32	3	24 - t <sub>II</sub>	500	5.000
<b>Ø 4,2 / Ph 2</b>					
CH 03 42 013	4,2 x 13	3	4 - t <sub>II</sub>	500	5.000
CH 03 42 016	4,2 x 16	3	7 - t <sub>II</sub>	500	5.000
CH 03 42 019	4,2 x 19	3	10 - t <sub>II</sub>	500	5.000
CH 03 42 022	4,2 x 22	3	13 - t <sub>II</sub>	500	5.000
CH 03 42 025	4,2 x 25	3	16 - t <sub>II</sub>	500	5.000
CH 03 42 032	4,2 x 32	3	23 - t <sub>II</sub>	200	2.000
CH 03 42 038	4,2 x 38	3	29 - t <sub>II</sub>	200	2.000
<b>Ø 4,8 / Ph 2</b>					
CH 03 48 016	4,8 x 16	3,5	5 - t <sub>II</sub>	500	5.000
CH 03 48 019	4,8 x 19	3,5	8 - t <sub>II</sub>	500	5.000
CH 03 48 022	4,8 x 22	3,5	11 - t <sub>II</sub>	500	5.000
CH 03 48 025	4,8 x 25	3,5	14 - t <sub>II</sub>	500	5.000
CH 03 48 032	4,8 x 32	3,5	21 - t <sub>II</sub>	200	2.000
CH 03 48 038	4,8 x 38	3,5	27 - t <sub>II</sub>	200	2.000
CH 03 48 045	4,8 x 45	3,5	34 - t <sub>II</sub>	200	2.000
CH 03 48 050	4,8 x 50	3,5	39 - t <sub>II</sub>	200	2.000
CH 03 48 060	4,8 x 60	3,5	49 - t <sub>II</sub>	100	1.000
CH 03 48 070	4,8 x 70 / 60	10	59 - t <sub>II</sub>	100	1.000
<b>Ø 6,3 / Ph 3</b>					
CH 03 63 050	6,3 x 50	4	38 - t <sub>II</sub>	200	2.000

\* t<sub>II</sub> = thickness of the steel sheet to be drilled / s = épaisseur de la pièce en acier à fixer / s = Dicke des Metallanbauteils wo man befestigt / s = grosor del soporte de metal a fijar / s = толщина закрепляемого металла

Usage / Utilisation / Benutzung / Uso / Применение



Box / Boîte / Verpackung  
Caja / Упаковка



Technical  
Data Sheet



# RH 01

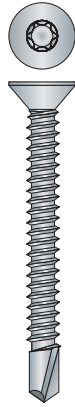
## Flat csk head 6-lobe recess self drilling screw, hardened, zinc plated

Vis autoperceuse tête fraisée plate, empreinte à six lobes, en acier cémenté, zinguée

Senkkopf-Bohrschraube Innensechsrund, einseitiggehärtet, verzinkt

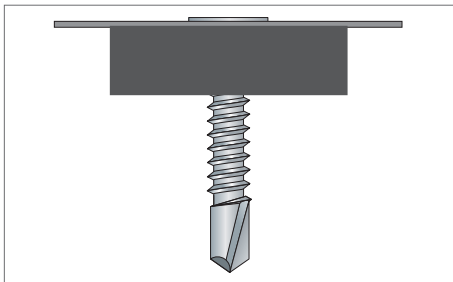
Tornillo autotaladrante, cabeza avellanada 6 lóbulos internos, acero cementado, cincado

Оцинкованный самосверлящий шуруп из закаленной стали с плоской потайной головкой с шестигранным шлицем



European Technical Assessment  
EAD 330047-01-0602

Usage / Utilisation / Benutzung / Uso / Применение



Box / Boîte / Verpackung  
Caja / Упаковка



DoP



One bit free per box



one bit free per box

Un embout gratuit dans chaque boîte

Zu jeder Verpackung ein Bit kostenlos

Una punta de atornillar en cada caja

Один бесплатный бит в каждой упаковке

Item code	Screw size Ø x L / L <sub>1</sub> (mm)	Tfix (Fixture thickness)		Pcs. per box	Pcs. per carton
		min	max*		
<b>Ø 2,9 / T-10</b>					
RH 01 29 009	2,9 x 9,5	2	2,5 - t <sub>II</sub>	1.000	10.000
RH 01 29 013	2,9 x 13	2	6 - t <sub>II</sub>	1.000	10.000
RH 01 29 016	2,9 x 16	2	9 - t <sub>II</sub>	500	5.000
RH 01 29 019	2,9 x 19	2	12 - t <sub>II</sub>	500	5.000
<b>Ø 3,5 / T-15</b>					
RH 01 35 013	3,5 x 13	2,5	5 - t <sub>II</sub>	1.000	10.000
RH 01 35 016	3,5 x 16	2,5	8 - t <sub>II</sub>	500	5.000
RH 01 35 019	3,5 x 19	2,5	11 - t <sub>II</sub>	500	5.000
RH 01 35 022	3,5 x 22	2,5	14 - t <sub>II</sub>	500	5.000
RH 01 35 025	3,5 x 25	2,5	17 - t <sub>II</sub>	500	5.000
RH 01 35 032	3,5 x 32	2,5	24 - t <sub>II</sub>	500	5.000
RH 01 35 038	3,5 x 38	2,5	30 - t <sub>II</sub>	500	5.000
<b>Ø 3,9 / T-15</b>					
RH 01 39 013	3,9 x 13	3	5 - t <sub>II</sub>	1.000	10.000
RH 01 39 016	3,9 x 16	3	8 - t <sub>II</sub>	500	5.000
RH 01 39 019	3,9 x 19	3	11 - t <sub>II</sub>	500	5.000
RH 01 39 022	3,9 x 22	3	14 - t <sub>II</sub>	500	5.000
RH 01 39 025	3,9 x 25	3	17 - t <sub>II</sub>	500	5.000
RH 01 39 032	3,9 x 32	3	24 - t <sub>II</sub>	500	5.000
RH 01 39 038	3,9 x 38	3	30 - t <sub>II</sub>	200	2.000
RH 01 39 045	3,9 x 45	3	37 - t <sub>II</sub>	200	2.000
RH 01 39 050	3,9 x 50	3	42 - t <sub>II</sub>	200	2.000
<b>Ø 4,2 / T-20</b>					
RH 01 42 013	4,2 x 13	3	5 - t <sub>II</sub>	500	5.000
RH 01 42 016	4,2 x 16	3	8 - t <sub>II</sub>	500	5.000
RH 01 42 019	4,2 x 19	3	11 - t <sub>II</sub>	500	5.000
RH 01 42 022	4,2 x 22	3	14 - t <sub>II</sub>	500	5.000
RH 01 42 025	4,2 x 25	3	17 - t <sub>II</sub>	500	5.000
RH 01 42 032	4,2 x 32	3	24 - t <sub>II</sub>	200	2.000
RH 01 42 038	4,2 x 38	3	30 - t <sub>II</sub>	200	2.000
RH 01 42 045	4,2 x 45	3	37 - t <sub>II</sub>	200	2.000
RH 01 42 050	4,2 x 50	3	42 - t <sub>II</sub>	200	2.000
<b>Ø 4,8 / T-25</b>					
RH 01 48 016	4,8 x 16	3,5	7 - t <sub>II</sub>	500	5.000
RH 01 48 019	4,8 x 19	3,5	10 - t <sub>II</sub>	500	5.000
RH 01 48 022	4,8 x 22	3,5	13 - t <sub>II</sub>	500	5.000
RH 01 48 025	4,8 x 25	3,5	16 - t <sub>II</sub>	500	5.000
RH 01 48 032	4,8 x 32	3,5	23 - t <sub>II</sub>	200	2.000
RH 01 48 038	4,8 x 38	3,5	29 - t <sub>II</sub>	200	2.000
RH 01 48 045	4,8 x 45	3,5	36 - t <sub>II</sub>	200	2.000
RH 01 48 050	4,8 x 50	3,5	41 - t <sub>II</sub>	200	2.000
RH 01 48 060	4,8 x 60	3,5	51 - t <sub>II</sub>	100	1.000
RH 01 48 070	4,8 x 70 / 60	10	61 - t <sub>II</sub>	100	1.000
<b>Ø 5,5 / T-25</b>					
RH 01 55 019	5,5 x 19	4	9 - t <sub>II</sub>	200	2.000
RH 01 55 022	5,5 x 22	4	12 - t <sub>II</sub>	200	2.000
RH 01 55 025	5,5 x 25	4	15 - t <sub>II</sub>	200	2.000
RH 01 55 032	5,5 x 32	4	22 - t <sub>II</sub>	200	2.000
RH 01 55 038	5,5 x 38	4	28 - t <sub>II</sub>	200	2.000
RH 01 55 045	5,5 x 45	4	35 - t <sub>II</sub>	200	2.000
RH 01 55 050	5,5 x 50	4	40 - t <sub>II</sub>	200	2.000
RH 01 55 060	5,5 x 60	4	50 - t <sub>II</sub>	100	1.000
RH 01 55 070	5,5 x 70 / 60	15	60 - t <sub>II</sub>	100	1.000
RH 01 55 080	5,5 x 80 / 60	25	70 - t <sub>II</sub>	100	1.000
RH 01 55 100	5,5 x 100 / 70	35	90 - t <sub>II</sub>	100	1.000
<b>Ø 6,3 / T-30</b>					
RH 01 63 016	6,3 x 16	4,5	6 - t <sub>II</sub>	200	2.000
RH 01 63 019	6,3 x 19	4,5	7 - t <sub>II</sub>	200	2.000
RH 01 63 022	6,3 x 22	4,5	10 - t <sub>II</sub>	200	2.000
RH 01 63 025	6,3 x 25	4,5	13 - t <sub>II</sub>	200	2.000
RH 01 63 032	6,3 x 32	4,5	20 - t <sub>II</sub>	200	2.000
RH 01 63 038	6,3 x 38	4,5	26 - t <sub>II</sub>	200	2.000
RH 01 63 050	6,3 x 50	4,5	38 - t <sub>II</sub>	200	2.000
RH 01 63 060	6,3 x 60	4,5	48 - t <sub>II</sub>	100	1.000
RH 01 63 070	6,3 x 70 / 60	15	58 - t <sub>II</sub>	100	1.000
RH 01 63 080	6,3 x 80 / 60	25	68 - t <sub>II</sub>	100	1.000
RH 01 63 100	6,3 x 100 / 70	35	88 - t <sub>II</sub>	100	1.000
RH 01 63 120	6,3 x 120 / 70	55	108 - t <sub>II</sub>	100	1.000
RH 01 63 140	6,3 x 140 / 70	75	128 - t <sub>II</sub>	100	1.000



Until stockout / Jusqu'à épuisement de stocks / Jusqu'à épuisement de stocks / Solange der Vorrat reicht / Hasta agotar existencias / до окончания стока

\* t<sub>II</sub> = thickness of the steel sheet to be drilled / s = épaisseur de la pièce en acier à fixer / s = Dicke des Metallanbauteils wo man befestigt / s = grosor del soporte de metal a fijar / s = толщина закрепляемого металла

ETA-CE Certified item / Agrément technique européen ETE-CE / ETA-CE Zulassung / Homologación ETA-CE / Сертификация ETA-CE

Fire Reaction A1 / Réaction au feu A1 / Brandverhalten A1 / Reacción al fuego A1 / Реакция на огонь A1



# HZ 01

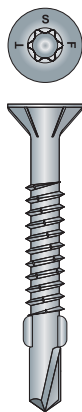
## Flat csk head with ribs 6-lobe recess self drilling screw with wings, hardened, zinc plated

Vis autoperceuse tête fraisée plate avec bossage et ailettes, empreinte à six lobes, en acier cémenté, zinguée

Senkkopf-Bohrschraube mit Fräsrippen und Flügel, Innensechsrund, einsatzgehärtet, verzinkt

Tornillo autotaladrante, cabeza avellanada 6 lóbulos internos con estrías bloqueadoras, con alas, acero cementado, cincado

Оцинкованный самосверлящий шуруп из закаленной стали с плоской потайной головкой с насечками с шестигранным шлицем и со специальными крылышками



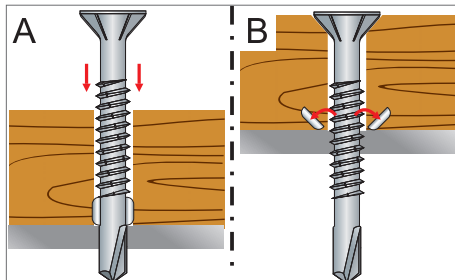
6 lobe



CrVI Free since 2000

Item code	Screw size Ø x L / L <sub>1</sub> (mm)	T <sub>fix</sub> (Fixture thickness)		Pcs. per box	Pcs. per carton
		min	max*		
<b>Ø 4,2 / T-25 / Drilling capacity: max 3 mm</b>					
HZ 01 42 032	4,2 x 32	5	20 - t <sub>II</sub>	200	2.000
HZ 01 42 045	4,2 x 45	10	33 - t <sub>II</sub>	200	2.000
<b>Ø 4,8 / T-25 / Drilling capacity: max 4 mm</b>					
HZ 01 48 038	4,8 x 38	4,5	25 - t <sub>II</sub>	200	2.000
HZ 01 48 045	4,8 x 45	4,5	32 - t <sub>II</sub>	200	2.000
HZ 01 48 060	4,8 x 60	4,5	47 - t <sub>II</sub>	100	1.000
HZ 01 48 070	4,8 x 70 / 60	10	57 - t <sub>II</sub>	100	1.000
HZ 01 48 080	4,8 x 80 / 60	20	67 - t <sub>II</sub>	100	1.000
HZ 01 48 100	4,8 x 100 / 70	30	87 - t <sub>II</sub>	100	1.000
<b>Ø 5,5 / T-30 / Drilling capacity: max 5 mm</b>					
HZ 01 55 038	5,5 x 38	6	24 - t <sub>II</sub>	200	2.000
HZ 01 55 045	5,5 x 45	6	31 - t <sub>II</sub>	200	2.000
HZ 01 55 050	5,5 x 50	6	36 - t <sub>II</sub>	200	2.000
HZ 01 55 060	5,5 x 60	6	46 - t <sub>II</sub>	100	1.000
HZ 01 55 070	5,5 x 70 / 60	10	56 - t <sub>II</sub>	100	1.000
HZ 01 55 080	5,5 x 80 / 60	20	66 - t <sub>II</sub>	100	1.000
HZ 01 55 100	5,5 x 100 / 70	30	86 - t <sub>II</sub>	100	1.000
<b>Ø 6,3 / T-30 / Drilling capacity: max 8 mm</b>					
HZ 01 63 040	6,3 x 40	6	21 - t <sub>II</sub>	200	2.000
HZ 01 63 050	6,3 x 50	6	31 - t <sub>II</sub>	200	2.000
HZ 01 63 055	6,3 x 55	6	36 - t <sub>II</sub>	200	2.000
HZ 01 63 060	6,3 x 60	6	41 - t <sub>II</sub>	100	1.000
HZ 01 63 065	6,3 x 65	6	46 - t <sub>II</sub>	100	1.000
HZ 01 63 070	6,3 x 70 / 60	10	51 - t <sub>II</sub>	100	1.000
HZ 01 63 080	6,3 x 80 / 60	20	61 - t <sub>II</sub>	100	1.000
HZ 01 63 100	6,3 x 100 / 70	30	81 - t <sub>II</sub>	100	1.000
HZ 01 63 120	6,3 x 120 / 70	50	101 - t <sub>II</sub>	100	1.000

Usage / Utilisation / Benutzung / Uso / Применение



For wooden panels fixing on metal supports predrill is not required.

Box / Boîte / Verpackung  
Caja / Упаковка



Technical  
Data Sheet



# LK 01

## UK Pan head cross recess type H tapping screw, hardened, zinc plated

FR Vis autotaraudeuse tête cylindrique empreinte cruciforme Type H, en acier cémenté, zinguée

DE Halbrundkopf - Blechschraube, Kreuzschlitz H, einsatzgehärtet, verzinkt

ES Tornillo autorroscante, cabeza cilíndrica cruz tipo H, acero cementado, cincado

RU Оцинкованный шуруп-саморез из закаленной стали с цилиндрической скругленной головкой с крестообразным шлицем типа H



Cross Type H




CrVI Free



inBlister®

p. 486



Item code	Screw size Ø x L / L <sub>1</sub> (mm)	Pcs. per box	Pcs. per carton
<b>Ø 2,2 / Ph 1</b>			
LK 01 22 006	2,2 x 6,5	1.000	10.000
LK 01 22 009	2,2 x 9,5	1.000	10.000
LK 01 22 013	2,2 x 13	1.000	10.000
LK 01 22 016	2,2 x 16	1.000	10.000
<b>Ø 2,9 / Ph 1</b>			
LK 01 29 006	2,9 x 6,5	1.000	10.000
LK 01 29 009	2,9 x 9,5	1.000	10.000
LK 01 29 013	2,9 x 13	1.000	10.000
LK 01 29 016	2,9 x 16	500	5.000
LK 01 29 019	2,9 x 19	500	5.000
LK 01 29 022	2,9 x 22	500	5.000
LK 01 29 025	2,9 x 25	500	5.000
LK 01 29 032	2,9 x 32	500	5.000
<b>Ø 3,5 / Ph 2</b>			
LK 01 35 006	3,5 x 6,5	1.000	10.000
IN LK 01 35 009	3,5 x 9,5	1.000	10.000
IN LK 01 35 013	3,5 x 13	1.000	10.000
IN LK 01 35 016	3,5 x 16	500	5.000
IN LK 01 35 019	3,5 x 19	500	5.000
IN LK 01 35 022	3,5 x 22	500	5.000
IN LK 01 35 025	3,5 x 25	500	5.000
IN LK 01 35 032	3,5 x 32	500	5.000
LK 01 35 038	3,5 x 38	500	5.000
LK 01 35 045	3,5 x 45	200	2.000
LK 01 35 050	3,5 x 50	200	2.000
<b>Ø 3,9 / Ph 2</b>			
LK 01 39 006	3,9 x 6,5	1.000	10.000
LK 01 39 009	3,9 x 9,5	1.000	10.000
LK 01 39 013	3,9 x 13	1.000	10.000
IN LK 01 39 016	3,9 x 16	500	5.000
IN LK 01 39 019	3,9 x 19	500	5.000
IN LK 01 39 022	3,9 x 22	500	5.000
IN LK 01 39 025	3,9 x 25	500	5.000
IN LK 01 39 032	3,9 x 32	500	5.000
IN LK 01 39 038	3,9 x 38	200	2.000
LK 01 39 045	3,9 x 45	200	2.000
LK 01 39 050	3,9 x 50	200	2.000
<b>Ø 4,2 / Ph 2</b>			
LK 01 42 009	4,2 x 9,5	500	5.000
LK 01 42 013	4,2 x 13	500	5.000
LK 01 42 016	4,2 x 16	500	5.000
IN LK 01 42 019	4,2 x 19	500	5.000
IN LK 01 42 022	4,2 x 22	500	5.000
IN LK 01 42 025	4,2 x 25	500	5.000
IN LK 01 42 032	4,2 x 32	200	2.000
IN LK 01 42 038	4,2 x 38	200	2.000
IN LK 01 42 045	4,2 x 45	200	2.000
LK 01 42 050	4,2 x 50	200	2.000
LK 01 42 060	4,2 x 60	200	2.000
LK 01 42 070	4,2 x 70 / 60	200	2.000

>>>

# LK 01

## ✚ Pan head cross recess type H tapping screw, hardened, zinc plated

🇫🇷 Vis autotaraudeuse tête cylindrique empreinte cruciforme Type H, en acier cémenté, zinguée

🇩🇪 Halbbrundkopf - Blechschraube, Kreuzschlitz H, einsatzgehärtet, verzinkt

🇮🇹 Tornillo autorroscante, cabeza cilíndrica cruz tipo H, acero cementado, cincado

🇷🇺 Оцинкованный шуруп-саморез из закаленной стали с цилиндрической скругленной головкой с крестообразным шлицем типа H



Cross Type H




CrVI Free

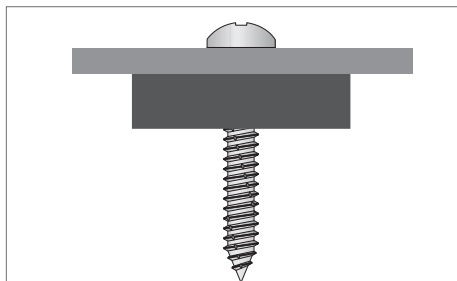


inBlister®

p. 486




### Usage / Utilisation / Benutzung / Uso / Применение



Pre-drill holes, see p. 84 / Trous de préparation, voir p. 84 /  
Vorbereitungslöcher, siehe p. 84 / Pretaladros, consulte p. 84 /  
Предварительное сверление, p. 84

### Box / Boîte / Verpackung Caja / Упаковка



### Technical Data Sheet



Item code	Screw size Ø x L / L <sub>1</sub> (mm)	Pcs. per box	Pcs. per carton
<b>Ø 4,8 / Ph 2</b>			
LK 01 48 009	4,8 x 9,5	500	5.000
LK 01 48 013	4,8 x 13	500	5.000
in LK 01 48 016	4,8 x 16	500	5.000
in LK 01 48 019	4,8 x 19	500	5.000
in LK 01 48 022	4,8 x 22	500	5.000
in LK 01 48 025	4,8 x 25	500	5.000
in LK 01 48 032	4,8 x 32	200	2.000
in LK 01 48 038	4,8 x 38	200	2.000
in LK 01 48 045	4,8 x 45	200	2.000
in LK 01 48 050	4,8 x 50	200	2.000
LK 01 48 060	4,8 x 60	100	1.000
LK 01 48 070	4,8 x 70 / 60	100	1.000
LK 01 48 080	4,8 x 80 / 60	100	1.000
LK 01 48 100	4,8 x 100 / 60	100	1.000
LK 01 48 120	4,8 x 120 / 60	100	1.000
<b>Ø 5,5 / Ph 3</b>			
LK 01 55 013	5,5 x 13	200	2.000
LK 01 55 016	5,5 x 16	200	2.000
LK 01 55 019	5,5 x 19	200	2.000
LK 01 55 022	5,5 x 22	200	2.000
in LK 01 55 025	5,5 x 25	200	2.000
in LK 01 55 032	5,5 x 32	200	2.000
in LK 01 55 038	5,5 x 38	200	2.000
in LK 01 55 045	5,5 x 45	200	2.000
in LK 01 55 050	5,5 x 50	200	2.000
LK 01 55 060	5,5 x 60	100	1.000
LK 01 55 070	5,5 x 70 / 60	100	1.000
LK 01 55 080	5,5 x 80 / 60	100	1.000
LK 01 55 100	5,5 x 100 / 60	100	1.000
LK 01 55 120	5,5 x 120 / 60	100	1.000
<b>Ø 6,3 / Ph 3</b>			
LK 01 63 016	6,3 x 16	200	2.000
LK 01 63 019	6,3 x 19	200	2.000
LK 01 63 022	6,3 x 22	200	2.000
LK 01 63 025	6,3 x 25	200	2.000
in LK 01 63 032	6,3 x 32	200	2.000
in LK 01 63 038	6,3 x 38	200	2.000
LK 01 63 045	6,3 x 45	200	2.000
in LK 01 63 050	6,3 x 50	200	2.000
LK 01 63 060	6,3 x 60	100	1.000
LK 01 63 070	6,3 x 70 / 60	100	1.000
LK 01 63 080	6,3 x 80 / 60	100	1.000
LK 01 63 100	6,3 x 100 / 60	100	1.000

# LH 01

## Flat csk head cross recess type H tapping screw, hardened


Vis autotaraudeuse tête fraisée plate empreinte cruciforme Type H, en acier cémenté

Senkkopf- Blechschaube, Kreuzschlitz H, einsatzgehärtet

Tornillo autorroscante, cabeza avellanada cruz tipo H, acero cementado

Оцинкованный шуруп-саморез из закаленной стали с плоской потайной головкой с крестообразным шлицем типа H

**LH 01** zinc plated / zinguée / verzinkt / cincado / Оцинкованный

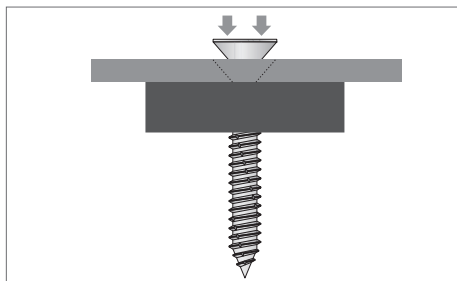


Cross Type H

CrVI Free

inBlister®  
p. 488

Usage / Utilisation / Benutzung / Uso / Применение




Pre-drill holes, see p. 84 / Trous de préparation, voir p. 84 /  
Vorbereitungslöcher, siehe p. 84 / Pretaladros, consulte p. 84 /  
Предварительное сверление, p. 84

Technical  
Data Sheet



Box / Boîte / Verpackung / Caja / Упаковка



Item code	Screw size Ø x L / L <sub>1</sub> (mm)	Pcs. per box	Pcs. per carton
<b>Ø 2,2 / Ph 1</b>			
LH 01 22 006	2,2 x 6,5	1.000	10.000
LH 01 22 009	2,2 x 9,5	1.000	10.000
LH 01 22 013	2,2 x 13	1.000	10.000
LH 01 22 016	2,2 x 16	1.000	10.000
LH 01 22 019	2,2 x 19	1.000	10.000
<b>Ø 2,9 / Ph 1</b>			
LH 01 29 006	2,9 x 6,5	1.000	10.000
LH 01 29 009	2,9 x 9,5	1.000	10.000
LH 01 29 013	2,9 x 13	1.000	10.000
LH 01 29 016	2,9 x 16	500	5.000
LH 01 29 019	2,9 x 19	500	5.000
LH 01 29 022	2,9 x 22	500	5.000
LH 01 29 025	2,9 x 25	500	5.000
LH 01 29 032	2,9 x 32	500	5.000
<b>Ø 3,5 / Ph 2</b>			
LH 01 35 009	3,5 x 9,5	1.000	10.000
LH 01 35 013	3,5 x 13	1.000	10.000
LH 01 35 016	3,5 x 16	500	5.000
LH 01 35 019	3,5 x 19	500	5.000
LH 01 35 022	3,5 x 22	500	5.000
LH 01 35 025	3,5 x 25	500	5.000
LH 01 35 032	3,5 x 32	500	5.000
LH 01 35 038	3,5 x 38	500	5.000
LH 01 35 045	3,5 x 45	200	2.000
LH 01 35 050	3,5 x 50	200	2.000
<b>Ø 3,9 / Ph 2</b>			
LH 01 39 009	3,9 x 9,5	1.000	10.000
LH 01 39 013	3,9 x 13	1.000	10.000
LH 01 39 016	3,9 x 16	500	5.000
LH 01 39 019	3,9 x 19	500	5.000
LH 01 39 022	3,9 x 22	500	5.000
LH 01 39 025	3,9 x 25	500	5.000
LH 01 39 032	3,9 x 32	500	5.000
LH 01 39 038	3,9 x 38	200	2.000
LH 01 39 045	3,9 x 45	200	2.000
LH 01 39 050	3,9 x 50	200	2.000
<b>Ø 4,2 / Ph 2</b>			
LH 01 42 009	4,2 x 9,5	1.000	10.000
LH 01 42 013	4,2 x 13	500	5.000
LH 01 42 016	4,2 x 16	500	5.000
LH 01 42 019	4,2 x 19	500	5.000
LH 01 42 022	4,2 x 22	500	5.000
LH 01 42 025	4,2 x 25	500	5.000
LH 01 42 032	4,2 x 32	200	2.000
LH 01 42 038	4,2 x 38	200	2.000
LH 01 42 045	4,2 x 45	200	2.000
LH 01 42 050	4,2 x 50	200	2.000
LH 01 42 060	4,2 x 60	200	2.000
LH 01 42 070	4,2 x 70	200	2.000
<b>Ø 4,8 / Ph 2</b>			
LH 01 48 009	4,8 x 9,5	1.000	10.000
LH 01 48 013	4,8 x 13	500	5.000
LH 01 48 016	4,8 x 16	500	5.000
LH 01 48 019	4,8 x 19	500	5.000
LH 01 48 022	4,8 x 22	500	5.000
LH 01 48 025	4,8 x 25	500	5.000
LH 01 48 032	4,8 x 32	200	2.000

>>>

# LH 01 - LH 03

## Flat csk head cross recess type H tapping screw, hardened


Vis autotaraudeuse tête fraisée plate empreinte cruciforme Type H, en acier cémenté

Senkkopf- Blechschraube, Kreuzschlitz H, einsatzgehärtet

Tornillo autorroscante, cabeza avellanada cruz tipo H, acero cementado

Оцинкованный шуруп-саморез из закаленной стали с плоской потайной головкой с крестообразным шлицем типа H

**LH 01** zinc plated / zinguée / verzinkt / cincado / Оцинкованный



Box / Boîte / Verpackung / Caja / Упаковка



Item code	Screw size Ø x L / L <sub>1</sub> (mm)	Pcs. per box	Pcs. per carton
<b>Ø 4,8 / Ph 2</b>			
LH 01 48 038	4,8 x 38	200	2.000
LH 01 48 045	4,8 x 45	200	2.000
LH 01 48 050	4,8 x 50	200	2.000
LH 01 48 060	4,8 x 60	100	1.000
LH 01 48 070	4,8 x 70 / 60	100	1.000
LH 01 48 080	4,8 x 80 / 60	100	1.000
<b>Ø 5,5 / Ph 3</b>			
LH 01 55 013	5,5 x 13	200	2.000
LH 01 55 016	5,5 x 16	200	2.000
LH 01 55 019	5,5 x 19	200	2.000
LH 01 55 022	5,5 x 22	200	2.000
LH 01 55 025	5,5 x 25	200	2.000
LH 01 55 032	5,5 x 32	200	2.000
LH 01 55 038	5,5 x 38	200	2.000
LH 01 55 045	5,5 x 45	200	2.000
LH 01 55 050	5,5 x 50	200	2.000
LH 01 55 060	5,5 x 60	100	1.000
LH 01 55 070	5,5 x 70 / 60	100	1.000
LH 01 55 080	5,5 x 80 / 60	100	1.000
LH 01 55 100	5,5 x 100 / 60	100	1.000
<b>Ø 6,3 / Ph 3</b>			
LH 01 63 016	6,3 x 16	200	2.000
LH 01 63 019	6,3 x 19	200	2.000
LH 01 63 022	6,3 x 22	200	2.000
LH 01 63 025	6,3 x 25	200	2.000
LH 01 63 032	6,3 x 32	200	2.000
LH 01 63 038	6,3 x 38	200	2.000
LH 01 63 045	6,3 x 45	200	2.000
LH 01 63 050	6,3 x 50	200	2.000
LH 01 63 060	6,3 x 60	100	1.000
LH 01 63 070	6,3 x 70 / 60	100	1.000
LH 01 63 080	6,3 x 80 / 60	100	1.000
LH 01 63 100	6,3 x 100 / 60	100	1.000

**LH 03** black zinc plated / zinguée noire / schwarz verzinkt / cincado negro / Оцинкованный черного цвета



Box / Boîte / Verpackung / Caja / Упаковка



Item code	Screw size Ø x L (mm)	Pcs. per box	Pcs. per carton
<b>Ø 4,8 / Ph 2</b>			
LH 03 48 019	4,8 x 19	500	5.000
LH 03 48 022	4,8 x 22	500	5.000
LH 03 48 025	4,8 x 25	500	5.000
LH 03 48 032	4,8 x 32	500	5.000
LH 03 48 038	4,8 x 38	500	5.000

# FH 01 - FH 02

## 🇬🇧 Mushroom head cross recess type H tapping screw, hardened


🇫🇷 Vis autotaraudeuse tête bombée empreinte cruciforme Type H, en acier cémenté

🇩🇪 Rundkopf-Blechschaube, einsatzgehärtet

🇪🇸 Tornillo autorroscante, cabeza abombada cruz tipo H, acero cementado


🇷🇺 Оцинкованный шуруп-саморез желтого цвета из закаленной стали с низкой полукруглой головкой с крестообразным шлицем типа H

**FH 01** yellow zinc plated / zinguée jaune / gelb verzinkt / bicromatado / Оцинкованный желтого цвета



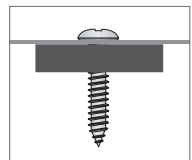
Item code	Screw size Ø x L / L <sub>1</sub> (mm)	Pcs. per box	Pcs. per carton
Ø 4,8 / Ph 2			
FH 01 48 025	4,8 x 25	500	5.000
FH 01 48 038	4,8 x 38	500	5.000
FH 01 48 070	4,8 x 70 / 50	200	2.000
▲ FH 01 48 080	4,8 x 80 / 50	200	2.000
▲ FH 01 48 090	4,8 x 90 / 50	200	2.000
Ø 5,5 / Ph 3			
FH 01 55 025	5,5 x 25	500	5.000
FH 01 55 032	5,5 x 32	500	2.500
FH 01 55 038	5,5 x 38	500	2.500
▲ FH 01 55 050	5,5 x 50	200	2.000
FH 01 55 070	5,5 x 70 / 50	200	2.000
▲ FH 01 55 090	5,5 x 90 / 50	200	1.000
▲ FH 01 55 100	5,5 x 100 / 50	200	1.000
▲ FH 01 55 110	5,5 x 110 / 50	200	1.000
▲ Until stockout / Jusqu'à épuisement des stocks / Solange der Vorrat reicht / Hasta agotar existencias / до окончания стока			

**FH 02** zinc plated / zinguée / verzinkt / cincado / Оцинкованный




Item code	Screw size Ø x L / L <sub>1</sub> (mm)	Pcs. per box	Pcs. per carton
Ø 4,8 / Ph 2			
FH 02 48 013	4,8 x 13	1.000	10.000
FH 02 48 019	4,8 x 19	1.000	10.000
FH 02 48 025	4,8 x 25	500	5.000
FH 02 48 032	4,8 x 32	500	5.000
FH 02 48 038	4,8 x 38	500	5.000
FH 02 48 050	4,8 x 50	200	2.000
FH 02 48 060	4,8 x 60 / 50	200	2.000
FH 02 48 070	4,8 x 70 / 50	200	2.000
FH 02 48 080	4,8 x 80 / 50	200	2.000
FH 02 48 090	4,8 x 90 / 50	200	2.000
Ø 5,5 / Ph 3			
FH 02 55 013	5,5 x 13	1.000	5.000
FH 02 55 019	5,5 x 19	1.000	5.000
FH 02 55 025	5,5 x 25	500	5.000
FH 02 55 038	5,5 x 38	500	2.500
FH 02 55 050	5,5 x 50	200	2.000
FH 02 55 060	5,5 x 60 / 50	200	2.000
FH 02 55 070	5,5 x 70 / 50	200	2.000
FH 02 55 080	5,5 x 80 / 50	200	2.000
FH 02 55 090	5,5 x 90 / 50	200	1.000
FH 02 55 100	5,5 x 100 / 50	200	1.000

### Usage / Utilisation / Benutzung / Uso / Применение



Pre-drill holes, see p. 84 / Trous de préparation, voir p. 84 / Vorbereitungs-löcher, siehe p. 84 / Pretaladros, consulte p. 84 / Предварительное сверление, п. 84

Box / Boîte / Verpackung  
Caja / Упаковка



Technical  
Data Sheet



# FH 04

## Mushroom head cross recess type H tapping screw, hardened


Vis autotaraudeuse tête bombée empreinte cruciforme Type H, en acier cémenté

Rundkopf-Blechschaube, einsatzgehärtet

Tornillo autorroscante, cabeza abombada cruz tipo H, acero cementado

Оцинкованный шуруп-саморез желтого цвета из закаленной стали с низкой полукруглой головкой с крестообразным шлицем типа H

**FH 04** black zinc plated / zinguée noire / schwarz verzinkt / cincado negro / Оцинкованный черного цвета

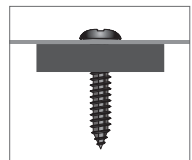


Cross Type H

Item code	Screw size Ø x L / L <sub>1</sub> (mm)	Pcs. per box	Pcs. per carton
<b>Ø 4,8 / Ph 2</b>			
FH 04 48 013	4,8 x 13	1.000	10.000
FH 04 48 019	4,8 x 19	1.000	10.000
FH 04 48 025	4,8 x 25	500	5.000
FH 04 48 032	4,8 x 32	500	5.000
FH 04 48 038	4,8 x 38	500	5.000
FH 04 48 050	4,8 x 50	200	2.000
FH 04 48 060	4,8 x 60 / 50	200	2.000
FH 04 48 070	4,8 x 70 / 50	200	2.000
FH 04 48 080	4,8 x 80 / 50	200	2.000
<b>Ø 5,5 / Ph 3</b>			
FH 04 55 013	5,5 x 13	1.000	5.000
FH 04 55 019	5,5 x 19	1.000	5.000
FH 04 55 025	5,5 x 25	500	5.000
FH 04 55 032	5,5 x 32	500	2.500
FH 04 55 038	5,5 x 38	500	2.500
FH 04 55 050	5,5 x 50	200	2.000
FH 04 55 060	5,5 x 60 / 50	200	2.000
FH 04 55 070	5,5 x 70 / 50	200	2.000
FH 04 55 090	5,5 x 90 / 50	200	1.000


⚠ **Until stockout** / Jusqu'à épuisement des stocks / Solange der Vorrat reicht / Hasta agotar existencias / до окончания стока

### Usage / Utilisation / Benutzung / Uso / Применение



**Pre-drill holes, see p. 84** / Trous de préparation, voir p. 84 / Vorbereitungslöcher, siehe p. 84 / Pretaladros, consulte p. 84 / Предварительное сверление, p. 84

Box / Boîte / Verpackung  
Caja / Упаковка



Technical  
Data Sheet



# LX 01 - LX 03

Until stockout  
 Jusqu'à épuisement de stocks  
 Solange der Vorrat reicht  
 Hasta agotar existencias  
 до окончания стока

## Pan washer head cross recess type H tapping screw, hardened

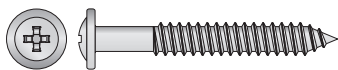
Vis autotaraudeuse tête cylindrique empreinte cruciformes type H, en acier cémenté

Tellerkopf - Blechschraube Kreuzschlitz H, einsatzgehärtet

Tornillo autorroscante, cabeza cilíndrica cruz tipo H con arandela estampada, acero cementado

Оцинкованный шуруп-саморез из закаленной стали с полукруглой головкой с пресс-шайбой с крестообразным шлицем типа H

### LX 01 zinc plated / zinguée / verzinkt / cincado / Оцинкованный




Cross Type H

CrVI Free

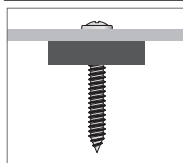
Item code	Screw size Ø x L / L <sub>1</sub> (mm)	Pcs. per box	Pcs. per carton
Ø 5,5 / Ph 3			
LX 01 55 032	5,5 x 32	500	5.000
LX 01 55 060	5,5 x 60 / 50	200	2.000
LX 01 55 080	5,5 x 80 / 50	200	2.000

### LX 03 black zinc plated / zinguée noire / schwarz verzinkt / cincado negro / Оцинкованный черного цвета



Cross Type H

#### Usage / Utilisation / Benutzung / Uso / Применение



Pre-drill holes, see p. 84 / Trous de préparati on, voir p. 84 / Vorbereitungs-löcher, siehe p. 84 / Pretaladros, consulte p. 84 / Предварительное сверление, p. 84

#### Box / Boîte / Verpackung / Caja / Упаковка



Item code	Screw size Ø x L / L <sub>1</sub> (mm)	Pcs. per box	Pcs. per carton
Ø 5,5 / Ph 3			
LX 03 55 060	5,5 x 60 / 50	200	2.000
LX 03 55 080	5,5 x 80 / 50	200	2.000

# HU 03

## Pan washer head 6-lobe recess screw for plastic, hardened, black zinc plated

Vis tête cylindrique à six lobes pour plastique, en acier cémenté, zinguée noire

Zylinderkopfschraube für Plastik, Innensechsrund, einsatzgehärtet, schwarz verzinkt

Tornillo para plástico, cabeza cilíndrica 6 lóbulos internos con arandela estampada, acero cementado, cincado negro


Оцинкованный шуруп черного цвета из закаленной стали для пластика с полукруглой головкой с пресс-шайбой, с шестигранным шлицем



6-lobe

Item code	Screw size Ø x L (mm)	Pcs. per box	Pcs. per carton
Ø 6 / T-30			
HU 03 06 018	6 x 18	200	2.000

#### Usage / Utilisation / Benutzung / Uso / Применение



Pre-drill holes, see p. 84 / Trous de préparati on, voir p. 84 / Vorbereitungs-löcher, siehe p. 84 / Pretaladros, consulte p. 84 / Предварительное сверление, p. 84

#### Box / Boîte / Verpackung / Caja / Упаковка





# EF 01

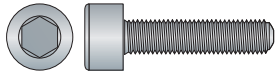
## 🇬🇧 Cylinder head hex recess machine screw, zinc plated

🇫🇷 Vis tête cylindrique à six pans creux, zinguée

🇩🇪 Zylinderkopfschraube mit Innensechskant, verzinkt

🇪🇸 Tornillo rosca métrica, cabeza cilíndrica huella hexagonal, cincado

🇷🇺 Оцинкованный винт с цилиндрической головкой с внутренним шестигранником



In-Hex  
S



CrVI Free

Item code	Screw size M x L / L <sub>1</sub> (mm)	Pcs. per box	Pcs. per carton
<b>M6 / In-Hex (s): 5</b>			
EF 01 06 012	M6 x 12	250	2.500
EF 01 06 016	M6 x 16	250	2.500
EF 01 06 018	M6 x 18	250	2.500
EF 01 06 020	M6 x 20	250	2.500
EF 01 06 025	M6 x 25	250	2.500
EF 01 06 030	M6 x 30	250	2.500
EF 01 06 040	M6 x 40 / 24	250	2.500

# CZ 01

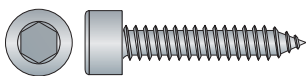
## 🇬🇧 Cylinder head hex recess tapping screw, hardened, zinc plated

🇫🇷 Vis autotaraudeuse, tête cylindrique à six pans creux, en acier cémenté, zinguée

🇩🇪 Zylinderkopf- Blechschraube mit Innensechskant, einsatzgehärtet, verzinkt

🇪🇸 Tornillo autorroscante, cabeza cilíndrica huella hexagonal, acero cementado, cincado

🇷🇺 Оцинкованный шуруп-саморез из закаленной стали с цилиндрической головкой с внутренним шестигранником



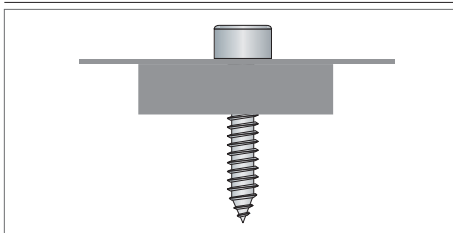
In-Hex  
S



CrVI Free

Item code	Screw size Ø x L (mm)	Pcs. per box	Pcs. per carton
<b>Ø 4,8 / In-Hex (s): 5</b>			
CZ 01 48 013	4,8 x 13	1.000	5.000
CZ 01 48 016	4,8 x 16	1.000	5.000
CZ 01 48 019	4,8 x 19	1.000	5.000
CZ 01 48 022	4,8 x 22	1.000	5.000
CZ 01 48 025	4,8 x 25	1.000	5.000
CZ 01 48 032	4,8 x 32	500	5.000
CZ 01 48 038	4,8 x 38	500	2.500
CZ 01 48 045	4,8 x 45	400	2.000
CZ 01 48 050	4,8 x 50	400	2.000
CZ 01 48 060	4,8 x 60	400	2.000
CZ 01 48 070	4,8 x 70	400	2.000
<b>Ø 5,5 / In-Hex (s): 5</b>			
CZ 01 55 013	5,5 x 13	500	5.000
CZ 01 55 016	5,5 x 16	500	5.000
CZ 01 55 019	5,5 x 19	500	5.000
CZ 01 55 022	5,5 x 22	500	5.000
CZ 01 55 025	5,5 x 25	500	5.000
CZ 01 55 032	5,5 x 32	500	2.500
CZ 01 55 038	5,5 x 38	500	2.500
CZ 01 55 045	5,5 x 45	200	2.000
CZ 01 55 050	5,5 x 50	200	2.000
CZ 01 55 060	5,5 x 60	200	2.000
CZ 01 55 070	5,5 x 70	200	2.000
<b>Ø 6,3 / In-Hex (s): 5</b>			
CZ 01 63 016	6,3 x 16	500	5.000
CZ 01 63 019	6,3 x 19	500	5.000
CZ 01 63 022	6,3 x 22	500	2.500
CZ 01 63 025	6,3 x 25	200	2.000
CZ 01 63 032	6,3 x 32	200	2.000
CZ 01 63 038	6,3 x 38	200	2.000
CZ 01 63 045	6,3 x 45	200	2.000
CZ 01 63 050	6,3 x 50	200	2.000
CZ 01 63 060	6,3 x 60	200	2.000
CZ 01 63 070	6,3 x 70	200	1.000
CZ 01 63 080	6,3 x 80	200	1.000

Usage / Utilisation / Benutzung / Uso / Применение



Pre-drill holes, see p. 84 / Trous de préparati on, voir p. 84 /  
Vorbereitungslöcher, siehe p. 84 / Pretaladros, consulte p. 84 /  
Предварительное сверление, p. 84

Box / Boîte / Verpackung / Caja / Упаковка



# AY

## 🇬🇧 Nylon anchor with combi (slotted/pozi) recess CSK screw and rubber (PVC) cone shaped door-stop

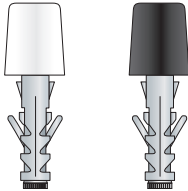
🇫🇷 Cheville en Nylon avec vis combi (empreinte cannelée/pozi) tête fraisée et butoir de porte en gomme (PVC)

🇩🇪 Nylandübel mit Kombi Senkkopfschraube (Pozi/Schlitz) und Türstopper mit Gummi (PVC)

🇪🇸 Taco de nylon con tornillo y tope de puertas

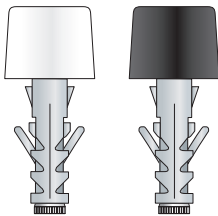
🇷🇺 Нейлоновый дюбель в комплекте с шурупом с потайной головкой с комбинированным шлицем, в комплекте с резиновым (ПВХ) ограничителем открывания

**M4** door-stop  $\varnothing$  20 mm / Arrêt de porte  $\varnothing$  20mm / Türstopper  $\varnothing$  20 mm / Tope de puertas  $\varnothing$  20 mm / бампер  $\varnothing$  20 мм



Item code	Anchor size $\varnothing \times L$ (mm)	Screw size M	Colour	Pcs. per box	Pcs. per carton
<b>Door-stop <math>\varnothing</math> 20mm</b>					
AY 13 09 040	9 x 40	M4	Bianco	50	500
AY 14 09 040	9 x 40	M4	Nero	50	500

**M5** door-stop  $\varnothing$  30 mm / Arrêt de porte  $\varnothing$  30mm / Türstopper  $\varnothing$  30 mm / Tope de puertas  $\varnothing$  30 mm / бампер  $\varnothing$  30 мм



Item code	Anchor size $\varnothing \times L$ (mm)	Screw size M	Colour	Pcs. per box	Pcs. per carton
<b>Door-stop <math>\varnothing</math> 30mm</b>					
AY 15 12 045	12 x 45	M5	Bianco	25	250
AY 16 12 045	12 x 45	M5	Nero	25	250

# DY

## 🇬🇧 Zinc plated steel anchor with combi (slotted/pozi) recess CSK screw and rubber (PVC) cone shaped door-stop


🇫🇷 Cheville en Nylon avec vis combi (empreinte cannelée/pozi) tête fraisée et butoir de porte en gomme (PVC)

🇩🇪 Nylandübel mit Kombi Senkkopfschraube (Pozi/Schlitz) und Türstopper mit Gummi (PVC)

🇪🇸 Taco de acero cincado con tornillo, arandela y tope de puertas


🇷🇺 Нейлоновый дюбель в комплекте с шурупом с потайной головкой с комбинированным шлицем, в комплекте с резиновым (ПВХ) ограничителем открывания

**M4** door-stop  $\varnothing$  20 mm / Arrêt de porte  $\varnothing$  20mm / Türstopper  $\varnothing$  20 mm / Tope de puertas  $\varnothing$  20 mm / бампер  $\varnothing$  20 мм



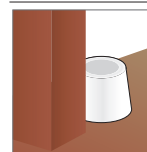
Item code	Anchor size $\varnothing \times L$ (mm)	Screw size M	Colour	Pcs. per box	Pcs. per carton
<b>Door-stop <math>\varnothing</math> 20mm</b>					
DY 17 08 035	8 x 35	M4	Bianco	50	500
DY 18 08 035	8 x 35	M4	Nero	50	500

**M5** door-stop  $\varnothing$  30 mm / Arrêt de porte  $\varnothing$  30mm / Türstopper  $\varnothing$  30 mm / Tope de puertas  $\varnothing$  30 mm / бампер  $\varnothing$  30 мм



Item code	Anchor size $\varnothing \times L$ (mm)	Screw size M	Colour	Pcs. per box	Pcs. per carton
<b>Door-stop <math>\varnothing</math> 30mm</b>					
DY 19 09 040	9 x 40	M5	Bianco	25	250
DY 20 09 040	9 x 40	M5	Nero	25	250

Usage / Utilisation / Benutzung / Uso / Применение



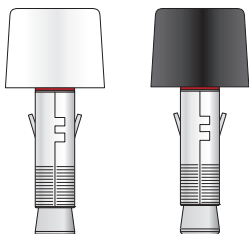
Easy to install, for door/window stop.

# CQ

## Steel anchor with wings, with hex head screw and rubber (PVC) cone shaped door-stop

- 🇮🇹 Cheville zinguée avec deux ailettes, avec vis tête hexagonale et butoir de porte en gomme (PVC)
- 🇩🇪 Verzinkter Anker mit zwei Flügel, mit Sechskantschraube und Türstopper mit Gummi (PVC)
- 🇪🇸 Anclaje de acero cincado con dos alas, con tornillo y tope de puertas
- 🇷🇺 Втулочный стальной оцинкованный анкер с блокировочными усами в комплекте с резиновым (ПВХ) ограничителем открывания

Ø12 door-stop Ø 30 mm / Arrêt de porte Ø 30mm / Türstopper Ø 30 mm / Tope de puertas Ø 30 mm / бампер Ø 30 мм



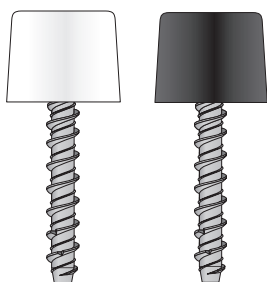
Item code	Anchor size Ø x L (mm)	Screw size M	Colour	Pcs. per box	Pcs. per carton
Door-stop Ø 30mm					
<b>CQ 13 12 045</b>	12 x 45	M6	Bianco	25	250
<b>CQ 14 12 045</b>	12 x 45	M6	Nero	25	250

# HX

## Hexagonal washer head concrete screw, zinc plated, with rubber (PVC) cone shaped door-stop

- 🇮🇹 Vis à béton tête hexagonale à embase avec rondelle intégrée moletée sous la tête, en acier zingué, avec butoir de porte en gomme (PVC)
- 🇩🇪 Verzinkte Sechskant-Betonschraube mit gerändelter Unterlegscheibe mit Flansch und Türstopper mit Gummi (PVC)
- 🇪🇸 Tornillo para hormigón con cabeza hexagonal y arandela estampada rebordeada con estrías bloqueadoras, de acero cementado, con tope de puertas
- 🇷🇺 Стальной оцинкованный шуруп по бетону с шестигранной головкой со скошенным буртом в комплекте с резиновым (ПВХ) ограничителем открывания

Ø6,6 door-stop Ø 30 mm / Arrêt de porte Ø 30mm / Türstopper Ø 30 mm / Tope de puertas Ø 30 mm / бампер Ø 30 мм



Item code	Screw size Ø x L (mm)	Colour	Pcs. per box	Pcs. per carton
Door-stop Ø 30mm				
<b>HX 23 06 060</b>	6,6 x 60	Bianco	25	250
<b>HX 24 06 060</b>	6,6 x 60	Nero	25	250

Usage / Utilisation / Benutzung / Uso / Применение



Easy to install on concrete (without plug), for door/window stop.


# LZ

**INOX WAVE**  
Stainless Steel

## A2 (AISI 304) Stainless Steel anchor with hex head screw and rubber (PVC) cone shaped door-stop

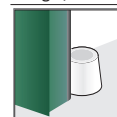
- 🇮🇹 Cheville à douille en acier INOX A2 (AISI 304), avec vis tête hexagonale et avec butoir de porte en gomme (PVC)
- 🇩🇪 Verzinkter Hülsenanker aus Edelstahl A2 (AISI 304), mit Sechskantschraube und Türstopper mit Gummi (PVC)
- 🇪🇸 Anclaje de camisa con tornillo cabeza hexagonal, de Acero Inoxidable A2 (AISI 304), con tope de puertas
- 🇷🇺 Втулочный анкер из нержавеющей стали A2 (AISI 304) в комплекте с резиновым (ПВХ) ограничителем открывания

Ø8 door-stop Ø 30 mm / Arrêt de porte Ø 30mm / Türstopper Ø 30 mm / Tope de puertas Ø 30 mm / бампер Ø 30 мм



Item code	Anchor size Ø x L (mm)	Screw size M	Colour	Pcs. per box	Pcs. per carton
Door-stop Ø 30mm					
<b>LZ 53 08 060</b>	8 x 60	M6	Bianco	25	250
<b>LZ 54 08 060</b>	8 x 60	M6	Nero	25	250

Usage / Utilisation / Benutzung / Uso / Применение




Easy to install on concrete, for door/window stop. Also suitable for outdoor application.

# WT

## 🇬🇧 Rubber (PVC) truncated cone shaped door-stop

- 🇫🇷 Arrêt de porte en PVC avec trou dans l'intérieur
- 🇩🇪 Türstopper aus PVC mit Innenloch
- 🇪🇸 Tope de puertas en PVC, con agujero
- 🇷🇺 Конус бампер с внутренним отверстием, из ПВХ



Item code	Size Ø x h (mm)	Colour	Pcs. per box	Pcs. per carton
<b>Door-stop Ø 20mm</b>				
<b>WT 01 20 023</b>	20 x 23	White	100	1.000
<b>WT 02 20 023</b>	20 x 23	Black	100	1.000
<b>Door-stop Ø 30mm</b>				
<b>WT 01 30 023</b>	30 x 23	White	50	500
<b>WT 02 30 023</b>	30 x 23	Black	50	500

# HG

🇬🇧 Until stockout  
 🇫🇷 Jusqu'à épuisement de stocks  
 🇩🇪 Solange der Vorrat reicht  
 🇪🇸 Hasta agotar existencias  
 🇷🇺 до окончания стока

# Stop&GO®

## 🇬🇧 Magnetic door-stop, with floor and door fixing accessories

- 🇫🇷 Ferme-porte magnétique avec accessoires pour la fixation sur le sol et la porte
- 🇩🇪 Magnetischer Türschließer mit Boden- und Türzubehöre
- 🇪🇸 Tope de puertas magnético, con accesorios para la fijación al suelo y a la puerta
- 🇷🇺 Магнитный ограничитель открывания двери с комплектующими для напольного и дверного крепления

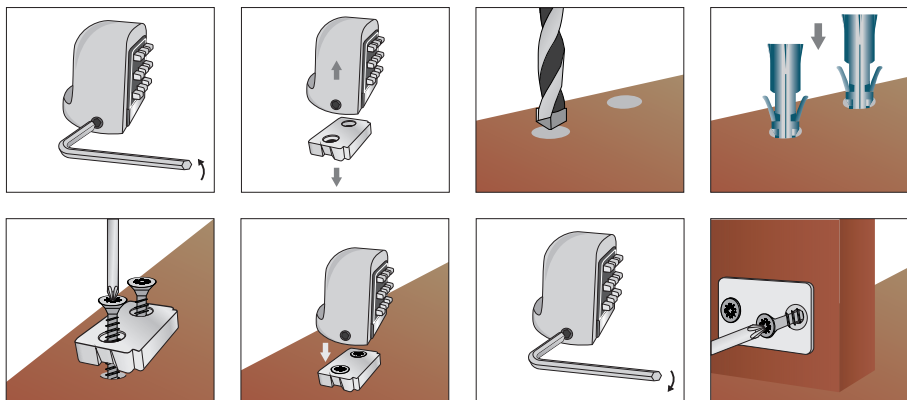


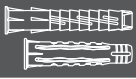















































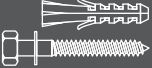











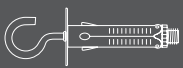























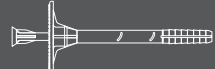





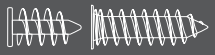





Item code	Finition	Pcs. per box	Pcs. per carton
<b>HG 01 45 037</b>	Shiny Gold	6	24
<b>HG 02 45 037</b>	Satiny Gold	6	24
<b>HG 03 45 037</b>	Shiny Chromium	6	24
<b>HG 05 45 037</b>	Bronzed	6	24

Box / Boîte / Verpackung / Caja / Упаковка




Installation sequence / Instructions de mise en oeuvre / Setzanweisung / Secuencia de instalación / Порядок монтажа




	 Universal nylon anchors	<ul style="list-style-type: none"> <li> Chevilles universelles en nylon</li> <li> Universaldübel aus Nylon</li> <li> Tacos universales de nylon</li> <li> Универсальные нейлоновые дюбели</li> </ul>	<b>237</b>
	 Universal nylon anchors with screws	<ul style="list-style-type: none"> <li> Chevilles universelles en nylon avec vis</li> <li> Universaldübel aus Nylon mit Schrauben</li> <li> Tacos universales de nylon con tornillo</li> <li> Универсальные нейлоновые дюбели с шурупами</li> </ul>	<b>238</b>
	 PET Box with multi-purpose nylon anchors and screws	<ul style="list-style-type: none"> <li> Boîte en plastique avec chevilles universelles</li> <li> Plastikdose mit Universal- Nylondübel</li> <li> Bote con tacos universales de nylon</li> <li> Коробочка с универсальными нейлоновыми дюбелями</li> </ul>	<b>238</b>
	 ClipBox with multi-purpose nylon anchors and screws	<ul style="list-style-type: none"> <li> ClipBox avec chevilles universelles</li> <li> ClipBox mit Universal- Nylondübel</li> <li> Clipbox con tacos universales de nylon</li> <li> Clipbox с универсальными нейлоновыми дюбелями</li> </ul>	<b>239</b>
	 Nylon and Polypropylene anchors	<ul style="list-style-type: none"> <li> Chevilles universelles en nylon et en polypropylène</li> <li> Universaldübel aus Nylon und polypropylen</li> <li> Tacos universales de nylon y de polipropileno</li> <li> Нейлоновые и полипропиленовые дюбели</li> </ul>	<b>242</b>
	 Nylon anchors with screws	<ul style="list-style-type: none"> <li> Chevilles en nylon avec vis</li> <li> Nylondübel mit Schrauben</li> <li> Tacos de nylon con tornillo</li> <li> Нейлоновые дюбели с шурупами</li> </ul>	<b>244</b>
	 Nylon anchor Boxes	<ul style="list-style-type: none"> <li> Boîte de plastique avec chevilles en nylon</li> <li> Plastikverpackung mit Nylondübel</li> <li> Surtidos de tacos de nylon</li> <li> Наборы нейлоновых дюбелей</li> </ul>	<b>245</b>
	 Nylon anchors with accessories	<ul style="list-style-type: none"> <li> Cheville en nylon avec accessoires</li> <li> Nylondübel mit Zubehör</li> <li> Tacos de nylon con accesorios</li> <li> Нейлоновые дюбели с аксессуарами</li> </ul>	<b>246</b>
	 Rimless anchor with hexagonal head wood screw	<ul style="list-style-type: none"> <li> Cheville sans collerette, avec vis à bois tête hexagonale</li> <li> Dübel ohne Saum mit Sechskant-Holzschraube</li> <li> Taco sin collarín con tornillo para madera con cabeza hexagonal</li> <li> Дюбель без борта со специальным шурупом</li> </ul>	<b>247</b>
	 Nylon anchors with accessories	<ul style="list-style-type: none"> <li> Cheville en nylon avec vis spéciales</li> <li> Nylondübel mit besonderen Schrauben</li> <li> Tacos de nylon con accesorios</li> <li> Нейлоновые дюбели с шурупами</li> </ul>	<b>248</b>
	 Small steel anchor with accessories	<ul style="list-style-type: none"> <li> Petits cheville en Acier avec accessoires</li> <li> Kleine stahldübel mit Zubehör</li> <li> Tacos de acero con accesorios</li> <li> Мелкие стальные дюбели с аксессуарами</li> </ul>	<b>250</b>
	 Zinc alloy hammer anchor with nail	<ul style="list-style-type: none"> <li> Cheville en alliage de zinc avec clou</li> <li> Nageldübel aus Zinklegierung</li> <li> Taco de golpe de aleación de cinc montado con clavo</li> <li> Ударный дюбель с гвоздем из оцинкованного сплава</li> </ul>	<b>252</b>
	 Polypropylene anchor for insulating panels	<ul style="list-style-type: none"> <li> Cheville en polypropylène pour panneaux isolants</li> <li> Polypropylendübel für Isolierungsplatten</li> <li> Taco polipropileno para paneles aislantes</li> <li> П/П анкеры для изоляционных панелей</li> </ul>	<b>253</b>
	 Steel washers for insulated panels	<ul style="list-style-type: none"> <li> Rondelles acier pour la fixation de panneaux d'isolation</li> <li> Stahlscheiben für Befestigung von Isolierplatte</li> <li> Arandela de acero para paneles aislantes</li> <li> Стальные диски для изоляционных панелей</li> </ul>	<b>253</b>
	 Anchors for insulated panels, ETA Approved	<ul style="list-style-type: none"> <li> Chevilles d'isolation</li> <li> Dübel für Befestigung von Isolierplatten</li> <li> Tacos para paneles aislantes</li> <li> Анкеры для изоляционных панелей</li> </ul>	<b>256</b>
	 Nylon self drilling helix anchor	<ul style="list-style-type: none"> <li> Cheville à percer en Nylon</li> <li> Selbstbohrender Dübel aus Nylon</li> <li> Anclaje helicoidal autotaladrante de nylon</li> <li> Самосверлящий дюбель из нейлона</li> </ul>	<b>258</b>

## Light fixing systems

 Systèmes pour fixation légères

 Systeme für leichte Befestigungen

 Sistemas para fijaciones ligeras

 Крепеж для легких конструкций

# VZ Handyplug®

THE FACTOTUM PLUG

NEW VZ-HANDYPLUG®: MORE DIAMETERS, MORE LENGTHS, NEW DESIGN



Made in Italy



MORE DIAMETERS  
MORE LENGTHS  
NEW DESIGN

## ► Wide Range

The new diameters Ø10, Ø12 and Ø14 mm and the new design of diameters Ø6 and Ø8 mm complete VZ-Handyplug® range

## ► Max Versatility

Suitable for any base material, thanks to the new patented geometries and to the anti rotation elements. High performances in masonry, thanks to the multiple radial expansion in the perforated masonry and to the double undercut in the hollow masonry

## ► Elastic rim

That allows the plug to be used as rimmed and unrimmed

## ► High performances in masonry

Thanks to the multiple radial expansion in the perforated masonry and to the double undercut in the hollow masonry

## ► High performances in concrete

Thanks to the strength of the body

Chipboard screw

SELF TAPPING SCREW

MACHINE SCREW

WOOD SCREW



Test performed with Ø 10 plug




# VZ - JC



## Multi-purpose (Patented) nylon anchor

- Cheville Universelle en nylon (brevetée)
- Universal- Nylondübel (patentiert)
- Taco universal (Patentado) de nylon
- Универсальный нейлоновый дюбель (запатентованный)

### VZ 01 - JC 01 Small box packing / petite boîte / kleine Verpackung / en caja / в коробке



JC (only  $\varnothing$  5 mm)

Item code	Anchor Size $\varnothing \times L$ (mm)	Pcs. per box	Pcs. per carton
JC 01 05 025	5 x 25	200	10.000
VZ 01 06 032	6 x 32	200	10.000
VZ 01 06 045	6 x 45	100	5.000
VZ 01 08 042	8 x 42	100	5.000
VZ 01 08 052	8 x 52	50	2.500
VZ 01 10 050	10 x 50	50	2.500
VZ 01 10 060	10 x 60	50	2.500
VZ 01 12 060	12 x 60	25	1.250
VZ 01 14 070	14 x 70	25	750
VZ 01 14 100	14 x 100	25	250

Box / Boîte / Verpackung / Caja / Упаковка



### VZ 30 in bag / dans sachet / im Beutel / en bolsa / в пакете



Item code	Anchor Size $\varnothing \times L$ (mm)	Pcs. per box	Pcs. per carton
VZ 30 06 032	6 x 32	1.000	10.000
VZ 30 06 045	6 x 45	1.000	5.000
VZ 30 08 042	8 x 42	1.000	5.000
VZ 30 08 052	8 x 52	500	5.000

Box / Boîte / Verpackung / Caja / Упаковка



### VZ 00 - JC 00 Bulk packing / emballage vrac / lose Verpackung / a granel / в индустриальной упаковке



JC (only  $\varnothing$  5 mm)

Item code	Anchor Size $\varnothing \times L$ (mm)	Pcs. per carton
JC 00 05 025	5 x 25	30.000
VZ 00 06 032	6 x 32	15.000
VZ 00 06 045	6 x 45	10.000
VZ 00 08 042	8 x 42	5.000
VZ 00 08 052	8 x 52	5.000
VZ 00 10 050	10 x 50	2.500
VZ 00 10 060	10 x 60	2.500
VZ 00 12 060	12 x 60	2.000
VZ 00 14 070	14 x 70	750
VZ 00 14 100	14 x 100	500



JC (only  $\varnothing$  5 mm)

Box / Boîte / Verpackung / Caja / Упаковка



# VZ 02 - JC 02



**Multi-purpose (Patented) nylon anchor with zinc plated flat CSK head chipboard screw**

- Cheville Universelle en nylon (brevetée), avec vis tête fraisée plate pour panneaux de particules
- Universal- Nylondübel (patentiert), mit Senkkopf- Spanplattenschraube
- Taco universal (Patentado) de nylon con tornillo cabeza avellanada para aglomerado
- Универсальный нейлоновый дюбель (запатентованный) в комплекте с оцинкованным шурупом с плоской потайной головкой

**VZ 02 - JC 02** Small box packing / petite boîte / kleine Verpackung / en caja / в коробке



Item code	Anchor Size Ø x L (mm)	Screw Size Øs x Ls (mm)	Pcs. per box	Pcs. per carton
<b>JC 02 05 025</b>	5 x 25	3,5 x 30	200	10.000
<b>VZ 02 06 032</b>	6 x 32	4,5 x 45	100	5.000
<b>VZ 02 06 045</b>	6 x 45	4,5 x 55	100	3.000
<b>VZ 02 08 042</b>	8 x 42	5 x 50	50	2.500
<b>VZ 02 08 052</b>	8 x 52	5 x 60	50	1.500
<b>VZ 02 10 050</b>	10 x 50	6 x 60	25	1.250
<b>VZ 02 10 060</b>	10 x 60	6 x 70	25	1.250



Technical Data Sheet



JC (only Ø 5 mm)

Box / Boîte / Verpackung / Caja / Упаковка



# VZB 02

Minimun Order Quantity: 1 carton



**PET Box with VZ-Handyplug® multi-purpose (Patented) nylon anchor with zinc plated flat CSK head chipboard screw, one professional drill and one bit**

- Boîte en plastique avec chevilles universelles VZ-Handyplug (Brevetées) en nylon avec vis tête fraisée plate pour panneaux de particules
- Plastikdose mit Universal- Nylondübel VZ-Handyplug® (Patentiert) und Senkkopf- Spanplattenschrauben, ein professioneller Bohrer und ein Bit
- Bote con tacos universales de nylon VZ-Handyplug® (Patentados), con tornillos cabeza avellanada para aglomerado, una broca profesional y una punta de atornillar
- Коробочка с универсальными нейлоновыми дюбелями VZ-Handyplug® (запатентованные) в комплекте с шурупами с плоской потайной головкой, в комплекте с одним буром и одним битом



Item code	Anchor Size Ø x L (mm)	Screw Size Øs x Ls (mm)	Pcs. per box Anchors + Screws	Box per Carton
<b>Anchor Ø 6 mm</b>				
<b>VZB 02 06 032</b>	6 x 32	4,5 x 45	250 + 250	12
<b>VZB 02 06 045</b>	6 x 45	4,5 x 55	200 + 200	12
<b>Anchor Ø 8 mm</b>				
<b>VZB 02 08 042</b>	8 x 42	5 x 50	150 + 150	12
<b>VZB 02 08 052</b>	8 x 52	5 x 60	125 + 125	12



One bit free per box

Box contents / contenu de la boîte de plastique / Inhalt der Plastikverpackung / Contenido de la caja / В наборе

- VZB 02 06 032** - 250 anchors (Ø 6 x 32) + 250 screws (Ø 4,5 x 45) + 1 bit + 1 drill - **502 pz.**
- VZB 02 06 045** - 200 anchors (Ø 6 x 45) + 200 screws (Ø 4,5 x 55) + 1 bit + 1 drill - **402 pz.**
- VZB 02 08 042** - 150 anchors (Ø 8 x 42) + 150 screws (Ø 5 x 50) + 1 bit + 1 drill - **302 pz.**
- VZB 02 08 052** - 125 anchors (Ø 8 x 52) + 125 screws (Ø 5 x 60) + 1 bit + 1 drill - **252 pz.**

Box / Boîte / Verpackung / Caja / Упаковка



Carton with 12 PET Boxes.



**ClipBox with VZ-Handyplug® multi-purpose (Patented) nylon anchor with zinc plated flat CSK head chipboard screw**

ClipBox avec chevilles universelles VZ-Handyplug® (BREVETE) en nylon et vis tête fraisée plate pour panneaux de particules

ClipBox mit Universal- Nylondübel VZ-Handyplug® (PATENTIERT) und Senkkopf- Spanplattenschrauben

Clipbox con tacos universales de nylon VZ-Handyplug® (PATENTADOS), con tornillos cabeza avellanada para aglomerado

Clipbox (с зажимом) с универсальными нейлоновыми дюбелями VZ-Handyplug® в комплекте с шурупами с плоской потайной головкой



Item code	Anchor Size Ø x L (mm)	Screw Size Øs x Ls (mm)	Colour / RAL	Pcs. per Clipbox Anchors + Screws	Clipbox per Carton
<b>Anchor size Ø 8 x 52 mm</b>					
VZX 01 06 032	6 x 32	4,5 x 45	Black / RAL 9005	50 + 50	24
VZX 02 06 032	6 x 32	4,5 x 45	Red / RAL 3020	50 + 50	24
VZX 05 06 032	6 x 32	4,5 x 45	Green / RAL 6035	50 + 50	24
VZX 06 06 032	6 x 32	4,5 x 45	Blue / RAL 5017	50 + 50	24
VZX 07 06 032	6 x 32	4,5 x 45	White	50 + 50	24
VZX 08 06 032	6 x 32	4,5 x 45	Pink / RAL 4003	50 + 50	24
VZX 09 06 032	6 x 32	4,5 x 45	Violet / RAL 4008	50 + 50	24
VZX 10 06 032	6 x 32	4,5 x 45	Purple red / RAL 3004	50 + 50	24
<b>Anchor size Ø 6 x 45 mm</b>					
VZX 01 06 045	6 x 45	4,5 x 55	Black / RAL 9005	40 + 40	24
VZX 02 06 045	6 x 45	4,5 x 55	Red / RAL 3020	40 + 40	24
VZX 05 06 045	6 x 45	4,5 x 55	Green / RAL 6035	40 + 40	24
VZX 06 06 045	6 x 45	4,5 x 55	Blue / RAL 5017	40 + 40	24
VZX 07 06 045	6 x 45	4,5 x 55	White	40 + 40	24
VZX 08 06 045	6 x 45	4,5 x 55	Pink / RAL 4003	40 + 40	24
VZX 09 06 045	6 x 45	4,5 x 55	Violet / RAL 4008	40 + 40	24
VZX 10 06 045	6 x 45	4,5 x 55	Purple red / RAL 3004	40 + 40	24
<b>Anchor size Ø 8 x 42 mm</b>					
VZX 01 08 042	8 x 42	5 x 50	Black / RAL 9005	30 + 30	24
VZX 02 08 042	8 x 42	5 x 50	Red / RAL 3020	30 + 30	24
VZX 05 08 042	8 x 42	5 x 50	Green / RAL 6035	30 + 30	24
VZX 06 08 042	8 x 42	5 x 50	Blue / RAL 5017	30 + 30	24
VZX 07 08 042	8 x 42	5 x 50	White	30 + 30	24
VZX 08 08 042	8 x 42	5 x 50	Pink / RAL 4003	30 + 30	24
VZX 09 08 042	8 x 42	5 x 50	Violet / RAL 4008	30 + 30	24
VZX 10 08 042	8 x 42	5 x 50	Purple red / RAL 3004	30 + 30	24
<b>Anchor size Ø 8 x 52 mm</b>					
VZX 01 08 052	8 x 52	5 x 60	Black / RAL 9005	25 + 25	24
VZX 02 08 052	8 x 52	5 x 60	Red / RAL 3020	25 + 25	24
VZX 05 08 052	8 x 52	5 x 60	Green / RAL 6035	25 + 25	24
VZX 06 08 052	8 x 52	5 x 60	Blue / RAL 5017	25 + 25	24
VZX 07 08 052	8 x 52	5 x 60	White	25 + 25	24
VZX 08 08 052	8 x 52	5 x 60	Pink / RAL 4003	25 + 25	24
VZX 09 08 052	8 x 52	5 x 60	Violet / RAL 4008	25 + 25	24
VZX 10 08 052	8 x 52	5 x 60	Purple red / RAL 3004	25 + 25	24



Black  
RAL 9005

Red  
RAL 3020

Green  
RAL 6035

Blue  
RAL 5017

White

Pink  
RAL 4003

Violet  
RAL 4008

Purple Red  
RAL 3004

Box / Boîte / Verpackung / Caja / Упаковка



Carton with 24 ClipBox.  
Minimum Order Quantity:  
1 carton

# VZ 03 - JC 03



**Multi-purpose (Patented) nylon anchor with zinc plated flat CSK head chipboard screw**

- Cheville Universelle en nylon (brevetée), avec vis tête fraisée plate pour panneaux de particules
- Universal- Nylondübel (patentiert), mit Senkkopf- Spanplattenschraube
- Taco universal (Patentado) de nylon con tornillo cabeza avellanada para aglomerado
- Универсальный нейлоновый дюбель (запатентованный) в комплекте с оцинкованным шурупом с плоской потайной головкой

Minimum Order Quantity: 1 carton

**VZ 03 - JC 03** 10 sets bag packing / sachets de 10 pcs / 10 St. im Beutel / 10 unidades en cada bolsa / в мешочке по 10 шт



Item code	Anchor Size Ø x L (mm)	Screw Size Øs x Ls (mm)	Pcs. per box	Pcs. per carton
JC 03 05 025	5 x 25	3,5 x 30	10	100
VZ 03 06 032	6 x 32	4,5 x 45	10	100
VZ 03 06 045	6 x 45	4,5 x 55	10	100
VZ 03 08 042	8 x 42	5 x 50	10	50
VZ 03 08 052	8 x 52	5 x 60	10	25
VZ 03 10 050	10 x 50	6 x 60	10	25
VZ 03 10 060	10 x 60	6 x 70	10	25



Technical Data Sheet



JC (only Ø 5 mm)

Box / Boîte / Verpackung / Caja / Упаковка



# VZ 04 - JC 04



**Multi-purpose (Patented) nylon anchor with zinc plated pan washer head chipboard screw, small box packing**

- Cheville Universelle en nylon (brevetée), avec vis tête cylindrique pour panneaux de particules, petite boîte
- Universal- Nylondübel (patentiert), mit Tellerkopf - Spanplattenschraube, kleine Verpackung
- Taco universal de nylon (patentado) con tornillo cabeza cilíndrica arandela estampada para aglomerado, en caja
- Универсальный нейлоновый дюбель (запатентованный) в комплекте с оцинкованным шурупом с полукруглой головкой с пресс-шайбой, в коробке

**VZ 04 - JC 04** Small box packing / petite boîte / kleine Verpackung / en caja / в коробке



Item code	Anchor Size Ø x L (mm)	Screw Size Øs x Ls (mm)	Pcs. per box	Pcs. per carton
JC 04 05 025	5 x 25	3,5 x 30	200	2.000
VZ 04 06 032	6 x 32	4,5 x 45	100	3.000
VZ 04 06 045	6 x 45	4,5 x 55	100	3.000
VZ 04 08 042	8 x 42	5 x 50	50	1.500
VZ 04 08 052	8 x 52	5 x 60	50	1.500
VZ 04 10 050	10 x 50	6 x 60	25	750
VZ 04 10 060	10 x 60	6 x 70	25	750



Technical Data Sheet



JC (only Ø 5 mm)

Box / Boîte / Verpackung / Caja / Упаковка



# VZ 05 - JC 05



- Multi-purpose (Patented) nylon anchor with A2 (AISI 304) stainless steel flat CSK head chipboard screw, small box packing
- Cheville Universelle en nylon (brevetée), avec vis tête fraisée plate pour panneaux de particules en acier inox A2 (AISI 304), petite boîte
- Universal- Nylondübel (patentiert), mit Edelstahl A2 (AISI 304) Senkkopf- Spanplattenschraube, kleine Verpackung
- Taco universal de nylon (patentado) con tornillo de acero inoxidable A2 (AISI 304) cabeza avellanada para aglomerado, en caja
- Универсальный нейлоновый дюбель (запатентованный) в комплекте с шурупом из нержавеющей стали A2 (AISI 304) с плоской потайной головкой, в коробке

**VZ 05 - JC 05** Small box packing / petite boîte / kleine Verpackung / en caja / в коробке



Item code	Anchor Size Ø x L (mm)	Screw Size Øs x Ls (mm)	Pcs. per box	Pcs. per carton
JC 05 05 025	5 x 25	3,5 x 30	200	2.000
VZ 05 06 032	6 x 32	4,5 x 45	100	1.000
VZ 05 06 045	6 x 45	4,5 x 55	100	1.000
VZ 05 08 042	8 x 42	5 x 50	50	500
VZ 05 08 052	8 x 52	5 x 60	50	500
VZ 05 10 050	10 x 50	6 x 60	25	250
VZ 05 10 060	10 x 60	6 x 70	25	250



Technical Data Sheet



JC (only Ø 5 mm)

Box / Boîte / Verpackung / Caja / Упаковка



# VZ 07



- Multi-purpose (Patented) nylon anchor with zinc plated hex head wood screw, small box packing
- Cheville Universelle en nylon (brevetée), avec vis à bois tête hexagonale, petite boîte
- Universal- Nylondübel (patentiert), mit Sechskant - Holzschraube, kleine Verpackung
- Taco universal de nylon (patentado) con tornillo cabeza hexagonal para madera, en caja
- Универсальный нейлоновый дюбель (запатентованный) в комплекте с оцинкованным шурупом с шестигранной головкой, в коробке

**VZ 07** Small box packing / petite boîte / kleine Verpackung / en caja / в коробке



Item code	Anchor Size Ø x L (mm)	Screw Size Øs x Ls (mm)	Pcs. per box	Pcs. per carton
VZ 07 10 050	10 x 50	6 x 60	50	500
VZ 07 10 060	10 x 60	6 x 70	50	500
VZ 07 12 060	12 x 60	8 x 70	50	500
VZ 07 14 070	14 x 70	10 x 80	50	250
VZ 07 14 100	14 x 100	10 x 120	25	250



Technical Data Sheet







JC (only Ø 5 mm)

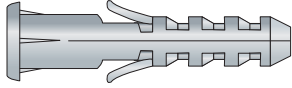
Box / Boîte / Verpackung / Caja / Упаковка







# AX

## Rimmed nylon wall plug





-  Cheville en nylon avec collerette
-  Nylondübel mit Saum
-  Taco de nylon con collarín
-  Нейлоновый дюбель с бортом

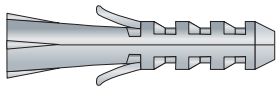








Item code	Anchor Size Ø x L (mm)	Pcs. per box	Pcs. per carton
<b>small box packing</b>			
 AX 01 05 025	5 x 25	200	10.000
 AX 01 06 030	6 x 30	100	5.000
 AX 01 08 040	8 x 40	100	5.000
 AX 01 10 050	10 x 50	50	2.500
<b>1.000 pcs. box</b>			
AX 30 05 025	5 x 25	1.000	10.000
AX 30 06 030	6 x 30	1.000	10.000
AX 30 08 040	8 x 40	1.000	-
AX 30 10 050	10 x 50	1.000	-
<b>bulk packing</b>			
AX 06 05 025	5 x 25	-	15.000
AX 06 06 030	6 x 30	-	10.000
AX 06 08 040	8 x 40	-	5.000
AX 06 10 050	10 x 50	-	2.500

# AX

## Rimless nylon wall plug

-  Cheville en nylon sans collerette
-  Nylondübel ohne Saum
-  Taco de nylon sin collarín
-  Нейлоновый дюбель без борта



Item code	Anchor Size Ø x L (mm)	Pcs. per box	Pcs. per carton
<b>small box packing</b>			
AX 02 04 020	4 x 20	200	10.000
 AX 02 05 025	5 x 25	200	10.000
 AX 02 06 030	6 x 30	100	5.000
 AX 02 07 030	7 x 30	100	5.000
 AX 02 08 040	8 x 40	100	5.000
 AX 02 10 050	10 x 50	50	2.500
 AX 02 12 060	12 x 60	25	1.250
AX 02 14 080	14 x 75	25	250
AX 02 14 100	14 x 100	25	250
AX 02 16 080	16 x 80	20	200
<b>1.000 pcs. box</b>			
AX 31 04 020	4 x 20	1.000	10.000
AX 31 05 025	5 x 25	1.000	10.000
AX 31 06 030	6 x 30	1.000	10.000
AX 31 07 030	7 x 30	-	1.000
AX 31 08 040	8 x 40	-	1.000
AX 31 10 050	10 x 50	-	1.000
AX 31 12 060	12 x 60	-	1.000
<b>bulk packing</b>			
AX 07 04 020	4 x 20	-	30.000
AX 07 05 025	5 x 25	-	15.000
AX 07 06 030	6 x 30	-	10.000
AX 07 07 030	7 x 30	-	10.000
AX 07 08 040	8 x 40	-	5.000
AX 07 10 050	10 x 50	-	2.500
AX 07 12 060	12 x 60	-	2.000
AX 07 14 080	14 x 75	-	500
AX 07 14 100	14 x 100	-	500
AX 07 16 080	16 x 80	-	500

Technical Data Sheet



Box / Boîte / Verpackung / Caja / Упаковка







small box packing

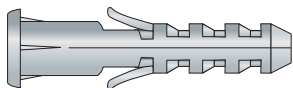
1.000 pcs. box

bulk packing

# AX

## Rimmed HDPE wall plug





-  Cheville en polyéthylène avec collerette
-  Polyethylen Dübel mit hoher Dichte mit Saum
-  Taco de polietileno alta densidad con collarín
-  Из полиэтилена высокой плотности дюбель с бортом

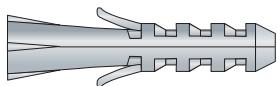


Item code	Anchor Size Ø x L (mm)	Pcs. per box	Pcs. per carton
<b>small box packing</b>			
<b>AX 03 06 030</b>	6 x 30	100	5.000
<b>AX 03 08 040</b>	8 x 40	100	5.000
<b>bulk packing</b>			
<b>AX 08 06 030</b>	6 x 30	-	10.000
<b>AX 08 08 040</b>	8 x 40	-	5.000

# AX

## Rimless HDPE wall plug

-  Cheville en polyéthylène sans collerette
-  Polyethylen Dübel mit hoher Dichte ohne Saum
-  Taco de polietileno alta densidad sin collarín
-  Из полиэтилена высокой плотности дюбель без бортом



Item code	Anchor Size Ø x L (mm)	Pcs. per box	Pcs. per carton
<b>small box packing</b>			
<b>AX 04 14 080</b>	14 x 75	25	250
<b>bulk packing</b>			
<b>AX 09 14 080</b>	14 x 75	-	1.000

Box / Boîte / Verpackung / Caja / Упаковка



small box packing



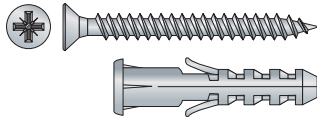
bulk packing

# AX

Minimum Order Quantity: 1 carton

## Rimmed nylon wall plug with Flat CSK head chipboard screw

- Cheville en nylon avec collerette, avec vis tête fraisée plate pour panneaux de particules
- Nylondübel mit Saum und Spanplatten- Senkkopfschraube
- Taco de nylon con collarín con tornillo cabeza avellanada para aglomerado
- Нейлоновый дюбель с бортом в комплекте с шурупом с плоской потайной головкой



PZ 2 | PZ 3  
 Ø 3,5 - 4 - 4,5 - 5 | Ø 6



Cross Type Z



CrVI Free



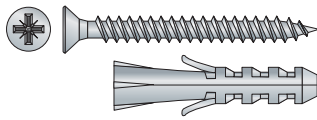
inBlister®  
p. 488

Item code	Anchor Size Ø x L (mm)	Screw Size Øs x Ls (mm)	Pcs. per box	Pcs. per carton
<b>small box packing</b>				
AX 05 05 025	5 x 25	3,5 x 30	200	10.000
AX 05 06 030	6 x 30	4 x 40	100	5.000
AX 28 06 030	6 x 30	4,5 x 40	100	5.000
AX 05 08 040	8 x 40	5 x 50	50	2.500
AX 05 10 050	10 x 50	6 x 60	25	1.250
<b>10 sets bag packing</b>				
AX 12 05 025	5 x 25	3,5 x 30	10	100
AX 12 06 030	6 x 30	4 x 40	10	100
AX 12 08 040	8 x 40	5 x 50	10	50
AX 12 10 050	10 x 50	6 x 60	10	25

# AX

## Rimless nylon wall plug with Flat CSK head chipboard screw

- Cheville en nylon sans collerette, avec vis tête fraisée plate pour panneaux de particules
- Nylondübel ohne Saum mit Spanplatten- Senkkopfschraube
- Taco de nylon sin collarín con tornillo cabeza avellanada para aglomerado
- Нейлоновый дюбель без борта в комплекте с шурупом с плоской потайной головкой



PZ 2 | PZ 3  
 Ø 3,5 - 4 - 4,5 - 5 | Ø 6



Cross Type Z



CrVI Free



inBlister®  
p. 488

Item code	Anchor Size Ø x La (mm)	Screw Size Ø x Ls (mm)	Pcs. per box	Pcs. per carton
<b>small box packing</b>				
AX 10 04 020	4 x 20	3,5 x 30	200	10.000
AX 10 05 025	5 x 25	3,5 x 30	200	10.000
AX 10 06 030	6 x 30	4 x 40	100	5.000
AX 25 06 030	6 x 30	4,5 x 40	100	5.000
AX 10 08 040	8 x 40	5 x 50	50	2.500
AX 10 10 050	10 x 50	6 x 60	25	1.250
<b>10 sets bag packing</b>				
AX 13 04 020	4 x 20	3,5 x 30	10	100
AX 13 05 025	5 x 25	3,5 x 30	10	100
AX 13 06 030	6 x 30	4 x 40	10	100
AX 13 08 040	8 x 40	5 x 50	10	50
AX 13 10 050	10 x 50	6 x 60	10	25

### Set box and EasyBox



Available in set box (Item code: SE02), and in "EasyBox" display unit (see "T-Store - Merchandising" section).

### Box / Boîte / Verpackung / Caja / Упаковка



10 sets bag packing

small box packing

**UK Nylon wall plug with flat CSK head chipboard screw set, in plastic box**

- Chevilles en nylon avec vis tête fraisée plate pour panneaux de particules, dans une boîte de plastique
- Nylondübel mit Senkkopfschraube, in einer Plastikbox
- Taco de nylon con tornillo cabeza avellanada para aglomerado, en caja de plástico
- Нейлоновый дюбель в комплекте с шурупом с плоской потайной головкой, в пластиковой коробке

**SE 01** Rimless plugs, in plastic box 440 pcs.



Item code	Pcs. per box	Box per Carton
SE 01 00 440	440	6

Box contents / contenu de la boîte de plastique / Inhalt der Plastikverpackung / Contenido de la caja / В наборе

	20x Ø10x50		30x Ø8x40
	20x Ø10x50		30x Ø8x40
	70x Ø6x30		100x Ø5x25
	70x Ø6x30		100x Ø5x25

**SE 02** Rimmed plugs, in plastic box 420 pcs.



Item code	Pcs. per box	Box per Carton
SE 02 00 420	420	6

Box contents / contenu de la boîte de plastique / Inhalt der Plastikverpackung / Contenido de la caja / В наборе

	20x Ø10x50		30x Ø8x40
	20x Ø10x50		30x Ø8x40
	60x Ø6x30		100x Ø5x25
	60x Ø6x30		100x Ø5x25

**SE 11** assorted plugs, in plastic box 266 pcs.



Item code	Pcs. per box	Box per Carton
SE 11 00 266	266	6

Box contents / contenu de la boîte de plastique / Inhalt der Plastikverpackung / Contenido de la caja / В наборе

	50x Ø6x30		25x Ø8x40		50x Ø4x20
	50x Ø6x30		25x Ø8x40		50x Ø4x20
	4x Ø9x40		4x Ø9x40		4x Ø9x40
	4x Ø9x40		4x Ø9x40		4x Ø9x40

# LA 01

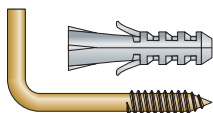
Rimless nylon wall plug with brass plated steel "L" screw, 10 sets bag packing

Cheville en nylon sans collerette, avec vis crochet en laiton, sachets de 10 pcs

Nyloendübel ohne Saum, mit Hakenschraube aus Messing, 10 St. im Beutel


Taco de nylon sin collarín con gancho de acero latonado, 10 unidades en cada bolsa

Нейлоновый дюбель без борта с прямоугольным латунным крюком, в мешочке по 10 шт



Item code	Anchor Size Ø x L (mm)	Screw Size Øs x Ls (mm)	Bags per Box	Bags per carton
LA 01 04 020	4 x 20	3 x 30	50	500

Box / Boîte / Verpackung / Caja / Упаковка



# MF - MG - MH - MJ

Rimmed nylon plug with special screw with ring, 10 sets bag

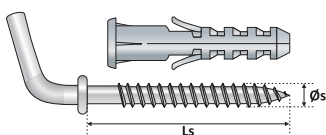
Cheville avec collerette avec vis spéciale avec anneau, sachets de 10 pcs

Nyloendübel mit Saum und spezieller Schraube mit Ring, 10 St. im Beutel

Taco de nylon con collarín con tornillo especial, 10 unidades en cada bolsa

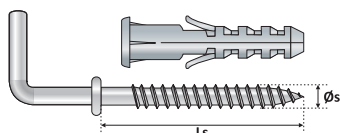
Нейлоновый дюбель с бортом и особым шурупом, в мешочке по 10 шт

**MF 01** with short "L" screw / avec crochet droit court / mit kurzem Haken / con gancho corto / с коротким крюком



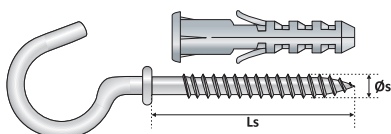
Item code	Anchor Size Ø x L (mm)	Screw Size Øs x Ls (mm)	Bags per box	Bags per carton
MF 01 06 030	6 x 30	4,5 x 35	10	100

**MG 01** with medium "L" screw / avec crochet droit longueur moyenne / mit Mittelhaken / con gancho medio / с крюком



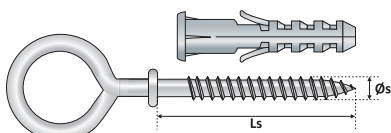
Item code	Anchor Size Ø x L (mm)	Screw Size Øs x Ls (mm)	Bags per box	Bags per carton
MG 01 06 030	6 x 30	4,5 x 35	10	100

**MH 01** with hook screw / avec crochet rond / mit Rundhaken / con gancho curvo / с потолочным крюком



Item code	Anchor Size Ø x L (mm)	Screw Size Øs x Ls (mm)	Bags per box	Bags per carton
MH 01 06 030	6 x 30	4,5 x 35	10	100

**MJ 01** with eye screw / avec oeillet / mit Augenschraube / con argolla / с замкнутым крюком



Item code	Anchor Size Ø x L (mm)	Screw Size Øs x Ls (mm)	Bags per box	Bags per carton
MJ 01 06 030	6 x 30	4,5 x 35	10	100

Box / Boîte / Verpackung / Caja / Упаковка





# AZ

## 🇬🇧 Rimless anchor with special hardened and zinc plated hexagonal head wood screw, and flat washer

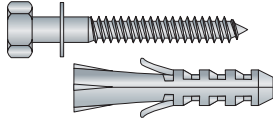
🇫🇷 Cheville sans collerette, avec vis à bois tête hexagonale spéciale, en acier cimenté, zinguée et rondelle

🇩🇪 Dübel ohne Saum mit Sechskant-Holzschraube, einsetzgehärtet und Unterlegscheibe

🇪🇸 Taco sin collarín con tornillo especial para madera con cabeza hexagonal, de acero cementado cincado y con arandela

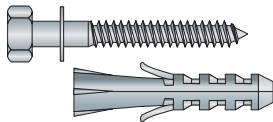
🇷🇺 Дюбель без борта со специальным шурупом из закаленной оцинкованной стали с шестигранной головкой, и с плоской шайбой

**AZ 01** Nylon / Nylon / Nylon / Nylon / нейлон



Item code	Anchor Size ∅ x L (mm)	Screw Size ∅s x Ls (mm)	Pcs. per box	Pcs. per carton
AZ 01 08 040	8 x 40	6 x 50	100	1.000
AZ 01 10 050	10 x 50	7 x 65	50	500
AZ 01 12 060	12 x 60	8 x 70	50	500
AZ 01 14 080	14 x 75	10 x 100	50	250
AZ 01 14 100	14 x 100	10 x 120	25	250
AZ 01 16 080	16 x 80	12 x 100	25	250

**AZ 02** Polypropylene / Polypropylène / Polipropilene / Polipropileno / полипропилен



Item code	Anchor Size ∅ x L (mm)	Screw Size ∅s x Ls (mm)	Pcs. per box	Pcs. per carton
AZ 02 14 080	14 x 75	10 x 100	50	250

# BV

## 🇬🇧 Nylon anchor with zinc plated steel conical expansion nut

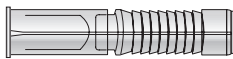
🇫🇷 Cheville en nylon avec écrou en laiton à expansion


🇩🇪 Nyldübel mit Spreiz- Schraubenmutter aus Messing

🇪🇸 Taco de nylon con tuerca cónica de acero cincado

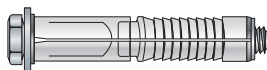
🇷🇺 Нейлоновый дюбель со стальной конусной гайкой

**BV 01** anchor only / cheville seulement / nur dübel / solo taco / только дюбель



Item code	Anchor Size ∅ x L (mm)	Screw Size M	Pcs. per box	Pcs. per carton
 BV 01 12 070	12 x 70	M8	100	1.000
BV 01 14 075	14 x 75	M10	50	500

**BV 02** with hex head machine screw / avec vis tête hexagonale / mit Sechskantschraube / con tornillo cabeza hexagonal / в комплекте с шурупом с шестигранной головкой



Item code	Anchor Size ∅ x L (mm)	Screw Size M x Ls (mm)	Pcs. per box	Pcs. per carton
BV 02 12 070	12 x 70	M8 x 80	100	500
BV 02 14 075	14 x 75	M10 x 80	50	250

Technical  
Data Sheet



Box / Boîte / Verpackung / Caja / Упаковка



# AY

## 🇬🇧 Nylon anchors with M4/M5 accessories, steel washer and conical nut

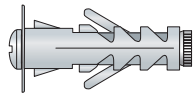
🇫🇷 Cheville en nylon avec vis tête fraisée M4/M5 et écrou conique

🇩🇪 Nylandübel mit Senkkopfschraube mit Kreuzschlitz M4/M5 und konischer Schraubenmutter

🇪🇸 Taco de nylon con accesorios M4/M5

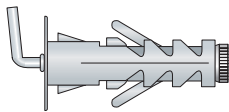
🇷🇺 Нейлоновый дюбель в комплекте с шурупом M4/M5

### AY 01 with combi oval countersunk head screw / avec vis tête fraisée / mit Senkkopfschraube mit Kreuzschlitz / con tornillo cabeza avellanada abombada / с овальной головкой



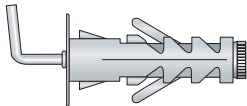
Item code	Anchor Size Ø x L (mm)	Screw Size M x Ls (mm)	Pcs. per box	Pcs. per carton
AY 01 09 040	9 x 40	M4 x 50	200	2.000
AY 01 12 045	12 x 45	M5 x 50	100	1.000

### AY 02 with short "L" screw / avec crochet droit court / mit kurzem Haken / con gancho corto / с коротким крюком



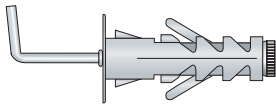
Item code	Anchor Size Ø x L (mm)	Screw Size M x Ls (mm)	Pcs. per box	Pcs. per carton
AY 02 09 040	9 x 40	M4 x 43	200	2.000
AY 02 12 045	12 x 45	M5 x 48	100	1.000

### AY 03 with medium "L" screw / avec crochet droit longueur moyenne / mit Mittelhaken / con gancho medio / с прямым крюком



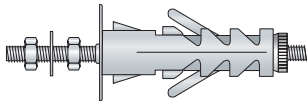
Item code	Anchor Size Ø x L (mm)	Screw Size M x Ls (mm)	Pcs. per box	Pcs. per carton
AY 03 09 040	9 x 40	M4 x 43	200	2.000
AY 03 12 045	12 x 45	M5 x 48	100	1.000

### AY 04 with long "L" screw / avec crochet droit long / mit Langhaken / con gancho largo / с длинным прямым крюком



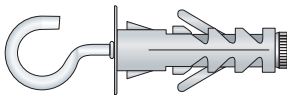
Item code	Anchor Size Ø x L (mm)	Screw Size M x Ls (mm)	Pcs. per box	Pcs. per carton
AY 04 09 040	9 x 40	M4 x 43	200	2.000
AY 04 12 045	12 x 45	M5 x 48	100	1.000

### AY 05 with dual thread screw / avec vis double filet / mit Doppelgewindeschraube / con tornillo doble rosca / с двойной резьбой



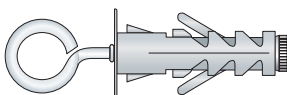
Item code	Anchor Size Ø x L (mm)	Screw Size M x Ls (mm)	Pcs. per box	Pcs. per carton
AY 05 09 040	9 x 40	M4 x 43	100	1.000
AY 05 12 045	12 x 45	M5 x 48	50	500

### AY 06 with hook screw / avec crochet rond / mit Rundhaken / con gancho curvo / с потолочным крюком



Item code	Anchor Size Ø x L (mm)	Screw Size M x Ls (mm)	Pcs. per box	Pcs. per carton
AY 06 09 040	9 x 40	M4 x 43	100	1.000
AY 06 12 045	12 x 45	M5 x 48	100	1.000

### AY 07 with eye screw / avec oeillet / mit Augenschraube / con argolla / с замкнутым крюком



Item code	Anchor Size Ø x L (mm)	Screw Size M x Ls (mm)	Pcs. per box	Pcs. per carton
AY 07 09 040	9 x 40	M4 x 43	100	1.000
AY 07 12 045	12 x 45	M5 x 48	100	1.000

Technical  
Data Sheet

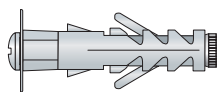


Box / Boîte / Verpackung / Caja / Упаковка



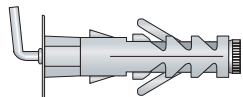
## Extended series / série rallongée / verlängerte Serie / serie larga / Удлиненная серия

**AY 08** with combi oval countersunk head screw / avec vis tête fraisée / mit Senkkopfschraube mit Kreuzschlitz / con tornillo cabeza avellanada abombada / с овальной головкой



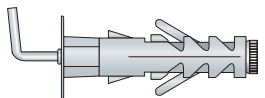
Item code	Anchor Size Ø x L (mm)	Screw Size M x Ls (mm)	Pcs. per box	Pcs. per carton
AY 08 09 050	9 x 50	M4 x 60	100	1.000
AY 08 12 057	12 x 57	M5 x 65	100	1.000

**AY 09** with short "L" screw / avec crochet droit court / mit kurzem Haken / con gancho corto / с коротким прямым крюком



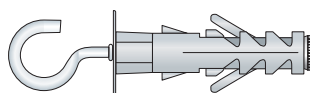
Item code	Anchor Size Ø x L (mm)	Screw Size M x Ls (mm)	Pcs. per box	Pcs. per carton
AY 09 09 050	9 x 50	M4 x 60	100	1.000
AY 09 12 057	12 x 57	M5 x 65	100	1.000

**AY 10** with medium "L" screw / avec crochet droit longueur moyenne / mit Mittelhaken / con gancho medio / с прямым крюком



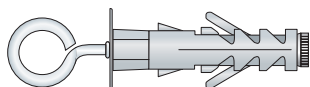
Item code	Anchor Size Ø x L (mm)	Screw Size M x Ls (mm)	Pcs. per box	Pcs. per carton
AY 10 09 050	9 x 50	M4 x 60	100	1.000
AY 10 12 057	12 x 57	M5 x 65	100	1.000

**AY 11** with hook screw / avec crochet rond / mit Rundhaken / con gancho curvo / с потолочным крюком



Item code	Anchor Size Ø x L (mm)	Screw Size M x Ls (mm)	Pcs. per box	Pcs. per carton
AY 11 09 050	9 x 50	M4 x 60	100	1.000
AY 11 12 057	12 x 57	M5 x 65	50	500

**AY 12** with eye screw / avec oeillet / mit Augenschraube / con argolla / с замкнутым крюком



Item code	Anchor Size Ø x L (mm)	Screw Size M x Ls (mm)	Pcs. per box	Pcs. per carton
AY 12 09 050	9 x 50	M4 x 60	100	1.000
AY 12 12 057	12 x 57	M5 x 65	50	500

## AY

**NYLON anchors with M4/M5 accessories, steel washer and conical nut**

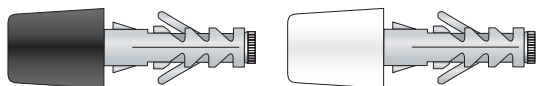
● Cheville en nylon avec vis tête fraisée M4/M5 et écrou conique

● Nylandübel mit Senkkopfschraube mit Kreuzschlitz M4/M5 und konisch Schraubenmutter

● Taco de nylon con accesorios para M4/M5

● Нейлоновый дюбель в комплекте с шурупом M4/M5

**AY 13 - AY 14** door-stop Ø 20 mm / Arrêt de porte Ø 20mm / Türstopper Ø 20 mm / Tope de puertas Ø 20 mm / бампер Ø 20 мм

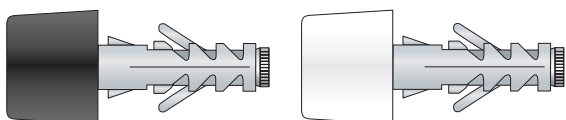


inBlister®  
p. 492

Item code	Anchor Size Ø x L (mm)	Colour	Pcs. per box	Pcs. per carton
<b>Screw M4 - doorstop Ø 20mm</b>				
AY 13 09 040	9 x 40	White	50	500
AY 14 09 040	9 x 40	Black	50	500

\* for the complete door-stop range see page p. 232 / pour la gamme door-stop complète voir à la page p. 232 / für die ganze / Türstopper Artikeliste, bitte sehen Sie auf Seite p. 232 / para la gama completa de topes de puertas mire página p. 232 / в комплекте с резиновым (ПВХ) ограничителем открывания p. 232

**AY 15 - AY 16** door-stop Ø 30 mm / Arrêt de porte Ø 30mm / Türstopper Ø 30 mm / Tope de puertas Ø 30 mm / бампер Ø 30 мм



Item code	Anchor Size Ø x L (mm)	Colour	Pcs. per box	Pcs. per carton
<b>Screw M5 - doorstop Ø 30mm</b>				
AY 15 12 045	12 x 45	White	25	250
AY 16 12 045	12 x 45	Black	25	250

\* for the complete door-stop range see page p. 232 / pour la gamme door-stop complète voir à la page p. 232 / für die ganze / Türstopper Artikeliste, bitte sehen Sie auf Seite p. 232 / para la gama completa de topes de puertas mire página p. 232 / в комплекте с резиновым (ПВХ) ограничителем открывания p. 232

# DY

## 🇬🇧 Zinc plated steel anchors with M4/M5 accessories, steel washer and conical nut


🇫🇷 Cheville zinguée avec vis tête fraisée M4/M5 et écrou conique

🇩🇪 Verzinkter Dübel mit Senkkopfschraube mit Kreuzschlitz M4/M5 und konischer Schraubenmutter

🇪🇸 Taco de acero cincado con accesorios M4/M5


🇷🇺 Оцинкованный стальной дюбель в комплекте с шурупом M4/M5 с овальной потайной головкой с комбинированным шлицем и с оцинкованной стальной конической гайкой

### DY 01 with combi oval countersunk head screw / avec vis tête fraisée / mit Senkkopfschraube mit Kreuzschlitz / con tornillo cabeza avellanada abombada / с овальной головкой



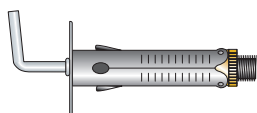
Item code	Anchor Size Ø x L (mm)	Screw Size M x Ls (mm)	Pcs. per box	Pcs. per carton
DY 01 08 035	8 x 35	M4 x 50	200	2.000
DY 01 09 040	9 x 40	M5 x 55	100	1.000

### DY 02 with short "L" screw / avec crochet droit court / mit Kreuzschlitz / con gancho corto / с коротким крюком



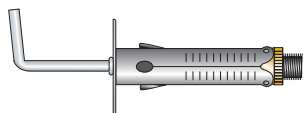
Item code	Anchor Size Ø x L (mm)	Screw Size M x Ls (mm)	Pcs. per box	Pcs. per carton
DY 02 08 035	8 x 35	M4 x 43	200	2.000
DY 02 09 040	9 x 40	M5 x 48	100	1.000

### DY 03 with medium "L" screw / avec crochet droit longueur moyenne / mit Mittelhaken / con gancho medio / с прямым крюком



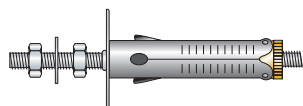
Item code	Anchor Size Ø x L (mm)	Screw Size M x Ls (mm)	Pcs. per box	Pcs. per carton
DY 03 08 035	8 x 35	M4 x 43	200	2.000
DY 03 09 040	9 x 40	M5 x 48	100	1.000

### DY 04 with long "L" screw / avec crochet droit long / mit Langhaken / con gancho largo / с длинным прямым крюком



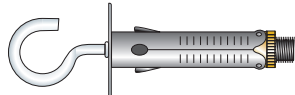
Item code	Anchor Size Ø x L (mm)	Screw Size M x Ls (mm)	Pcs. per box	Pcs. per carton
DY 04 08 035	8 x 35	M4 x 43	200	2.000
DY 04 09 040	9 x 40	M5 x 48	100	1.000

### DY 05 with dual thread screw / avec vis double filet / mit Doppelgewindeschraube / con tornillo doble rosca / с двойной резьбой



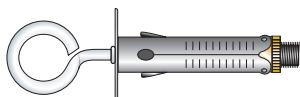
Item code	Anchor Size Ø x L (mm)	Screw Size M x Ls (mm)	Pcs. per box	Pcs. per carton
DY 05 08 035	8 x 35	M4 x 43	100	1.000
DY 05 09 040	9 x 40	M5 x 48	100	1.000

### DY 06 with hook screw / avec crochet rond / mit Rundhaken / con gancho curvo / в комплекте с крюком



Item code	Anchor Size Ø x L (mm)	Screw Size M x Ls (mm)	Pcs. per box	Pcs. per carton
DY 06 08 035	8 x 35	M4 x 43	100	1.000
DY 06 09 040	9 x 40	M5 x 48	100	1.000

### DY 07 with eye screw / avec oeillet / mit Augenschraube / con argolla / с замкнутым крюком



Item code	Anchor Size Ø x L (mm)	Screw Size M x Ls (mm)	Pcs. per box	Pcs. per carton
DY 07 08 035	8 x 35	M4 x 43	100	1.000
DY 07 09 040	9 x 40	M5 x 48	100	1.000

Technical Data Sheet



Box / Boîte / Verpackung / Caja / Упаковка



# DY

## 🇬🇧 Zinc plated steel anchor with combi (slotted/pozi) recess CSK screw and rubber (PVC) cone shaped door-stop

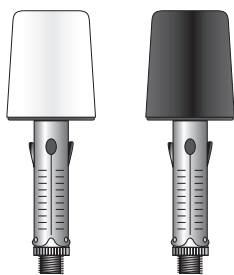
🇫🇷 Cheville zinguée avec vis, rondelle et arrêt de porte

🇩🇪 Verzinkter Dübel mit Schraube, Scheibe und Türstopper

🇪🇸 Taco de acero cincado con tornillo, arandela y tope de puertas

🇷🇺 Нейлоновый дюбель в комплекте с шурупом с потайной головкой с комбинированным шлицем, в комплекте с резиновым (ПВХ) ограничителем открывания

### DY 17 - DY 18 door-stop Ø 20 mm / Arrêt de porte Ø 20mm / Türstopper Ø 20 mm / Tope de puertas Ø 20 mm / бампер Ø 20 мм



Item code	Anchor Size Ø x La (mm)	Colour	Pcs. per box	Pcs. per carton
<b>doorstop Ø 20mm</b>				
DY 17 08 035	8 x 35	White	50	500
DY 18 08 035	8 x 35	Black	50	500

\*for the complete door-stop range see page p. 232 / pour la gamme door-stop complète voir à la page p. 232 / für die ganze Türstopper Artikkelliste, bitte sehen Sie auf Seite p. 232 / para la gama completa de topes de puertas mire página p. 232 / в комплекте с резиновым (ПВХ) ограничителем открывания p. 232

### DY 19 - DY 20 door-stop Ø 30 mm / Arrêt de porte Ø 30mm / Türstopper Ø 30 mm / Tope de puertas Ø 30 mm / бампер Ø 30 мм




Item code	Anchor Size Ø x La (mm)	Colour	Pcs. per box	Pcs. per carton
<b>doorstop Ø 30mm</b>				
DY 19 09 040	9 x 40	White	25	250
DY 20 09 040	9 x 40	Black	25	250

\*for the complete door-stop range see page p. 232 / pour la gamme door-stop complète voir à la page p. 232 / für die ganze Türstopper Artikkelliste, bitte sehen Sie auf Seite p. 232 / para la gama completa de topes de puertas mire página p. 232 / в комплекте с резиновым (ПВХ) ограничителем открывания p. 232


## Extended series / série rallongée / verlängerte Serie / serie larga / Удлиненная серия

**DY 08** with zinc plated M4/M5 combi oval countersunk head screw - Extended series / avec vis zinguée tête fraisée M4/M5 - Série rallongée / Mit verzinkter Kombi ovale Senkkopfschraube mit Kreuzschlitz M4/M5 - verlängerte Serie / con tornillo M4/M5 con cabeza avellanada abombada - Serie larga / с оцинкованным шурупом M4/M5 с овальной потайной головкой - Удлинненным




Item code	Anchor Size Ø x L (mm)	Screw Size M x Ls (mm)	Pcs. per box	Pcs. per carton
DY 08 09 050	9 x 50	M5 x 65	100	1.000

**DY 09** with short "L" screw / avec crochet droit court / mit kurzem Haken / con gancho corto / с коротким прямым крюком



Item code	Anchor Size Ø x L (mm)	Screw Size M x Ls (mm)	Pcs. per box	Pcs. per carton
DY 09 09 050	9 x 50	M5 x 65	100	1.000

**DY 10** with eye screw / avec oeillet / mit Augenschraube / con argolla / с замкнутым крюком




Item code	Anchor Size Ø x L (mm)	Screw Size M x Ls (mm)	Pcs. per box	Pcs. per carton
DY 10 09 050	9 x 50	M5 x 65	100	1.000

# DY

## 🇬🇧 Zinc plated steel anchors (Ø 6) with M3 accessories, steel washer and conical nut


- 🇫🇷 Cheville zinguée (Ø 6) avec vis tête fraisée M3 et écrou conique
- 🇩🇪 Verzinkter Dübel (Ø 6) mit Senkkopfschraube mit Kreuzschlitz M3 und konischer Schraubenmutter
- 🇪🇸 Taco de acero cincado (Ø 6) con accesorios para M3
- 🇷🇺 Оцинкованный стальной дюбель (Ø 6) в комплекте с шурупом M3 с овальной потайной головкой с комбинированным шлицем и с оцинкованной стальной конической гайкой

**DY 13** with M3 combi oval countersunk head screw / avec vis tête fraisée ovale M3 / Mit M3 Kombi Senkkopfschraube mit Kreuzschlitz / con tornillo M3 con cabeza avellanada abombada / с шурупом M3 с овальной потайной головкой



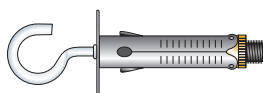
Item code	Anchor Size Ø x L (mm)	Screw Size M x Ls (mm)	Pcs. per box	Pcs. per carton
DY 13 06 030	6 x 30	M3 x 30	200	2.000

**DY 14** with short "L" screw / avec crochet droit court / mit kurzem Haken / con gancho corto / с коротким прямым крюком




Item code	Anchor Size Ø x L (mm)	Screw Size M x Ls (mm)	Pcs. per box	Pcs. per carton
DY 14 06 030	6 x 30	M3 x 30	200	2.000

**DY 15** with hook screw / avec crochet rond / mit Rundhaken / con gancho curvo / с потолочным крюком




Item code	Anchor Size Ø x L (mm)	Screw Size M x Ls (mm)	Pcs. per box	Pcs. per carton
DY 15 06 030	6 x 30	M3 x 30	200	2.000

**DY 16** with eye screw / avec oeillet / mit Augenschraube / con argolla / с замкнутым крюком



Item code	Anchor Size Ø x L (mm)	Screw Size M x Ls (mm)	Pcs. per box	Pcs. per carton
DY 16 06 030	6 x 30	M3 x 30	200	2.000

Box / Boîte / Verpackung / Caja / Упаковка



# DM 01

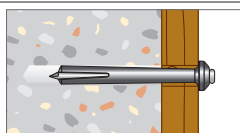
## 🇬🇧 Zinc alloy hammer fixing with zinc plated steel nail

- 🇫🇷 Cheville avec clou à marteler en alliage de zinc
- 🇩🇪 Nageldübel aus Zinklegierung zu hämmern
- 🇪🇸 Taco de golpe de aleación de cinc montado con clavo de acero cincado
- 🇷🇺 Ударный дюбель из оцинкованного сплава со стальным оцинкованным гвоздем



Item code	Anchor Size Ø x L (mm)	Pcs. per box	Pcs. per carton
Ø 5			
DM 01 05 022	5 x 22	200	2.000
Ø 6			
DM 01 06 020	6 x 20	200	2.000
DM 01 06 030	6 x 30	200	2.000
DM 01 06 040	6 x 40	200	2.000
DM 01 06 050	6 x 50	200	2.000
DM 01 06 065	6 x 65	100	1.000

Usage / Utilisation / Benutzung / Uso / Применение



Box / Boîte / Verpackung / Caja / Упаковка



# BN 01

## 🇬🇧 Polypropylene anchor for insulating panels fixing on concrete; disk diameter 40 mm

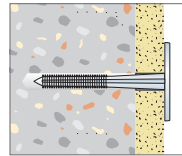
- 🇫🇷 Cheville en polypropylène additivé d'isolation, pour panneaux d'isolation sur béton, diamètre du disque 40mm
- 🇩🇪 Dübel aus Polypropylen, zur Befestigung von Isolierplatten auf Beton, Scheibendurchmesser 40 mm
- 🇪🇸 Taco de polipropileno para la fijación de paneles aislantes sobre hormigón; diámetro disco 40 mm
- 🇷🇺 Полипропиленовый анкер для крепления изоляционных панелей к бетону; диаметр диска 40 мм



Item code	Anchor Size Ø x L (mm)	Hole diameter (mm)	Fixture thickness min - max (mm)	Pcs. per carton
BN 01 08 050	8 x 50	8	10 - 20	500
BN 01 08 070	8 x 70	8	20 - 40	400
BN 01 08 085	8 x 85	8	40 - 60	300
BN 01 08 110	8 x 110	8	60 - 80	300
BN 01 08 130	8 x 130	8	80 - 100	300

Usage / Utilisation / Benutzung / Uso / Применение

Box / Boîte / Verpackung / Caja / Упаковка

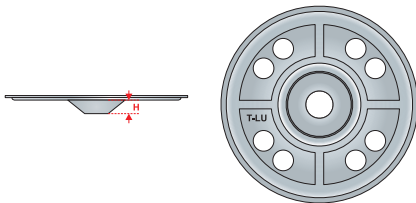


# LU - LY

## 🇬🇧 Pre-galvanized steel large washer for insulated panels fixing with screw or nylon anchor

- 🇫🇷 Rondelle en acier pré-zingué, pour panneaux d'isolation avec vis ou cheville en nylon
- 🇩🇪 Verzinkte Scheibe, für Befestigung von Isolierplatten mit Schraube oder Nypondübel
- 🇪🇸 Arandela ancha de acero pregalvanizado para paneles aislantes
- 🇷🇺 Прижимной стальной диск с конусообразным отверстием для крепления изоляционных панелей

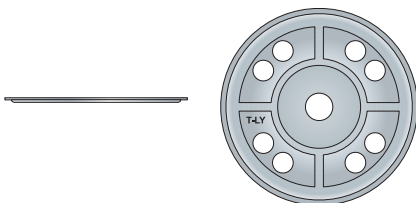
**LU 01** with countersunk hole / avec trou fraisé / mit Senkloch / con agujero avellanado / с конусообразным отверстием



Item code	Size d x D x t x H (mm)	Pcs. per box	Pcs. per carton
* LU 01 06 070	6,5 x 70 x 0,7 x 4,5	100	1.000
* LU 01 09 070	9 x 70 x 0,7 x 3,5	100	1.000

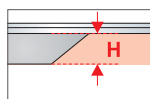
\* Available on request without holes, (minimum quantity and delivery time to be agreed)

**LY 01** with flat hole / avec trou plate / mit Flachloch / con agujero plano / с плоским отверстием



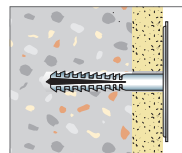
Item code	Size d x D x t (mm)	Pcs. per box	Pcs. per carton
* LY 01 65 070	6,5 x 70 x 0,7	100	1.000
* LY 01 90 070	9 x 70 x 0,7	100	1.000

\* Available on request without holes, (minimum quantity and delivery time to be agreed)



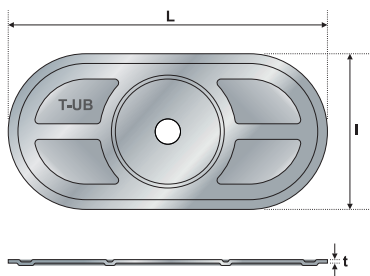
Usage / Utilisation / Benutzung / Uso / Применение

Box / Boîte / Verpackung / Caja / Упаковка



**UB** <sup>NEW</sup>**Oval ribbed washer with hole, for waterproofing sheath or insulation panels fixing**

- Rondelle ovale nervurée avec trou, pour la fixation des gaines imperméables ou panneaux d'isolation
- Gerippte Ovalscheibe mit Loch, für Befestigung von wasserdichter Vermantelung oder Isolierplatten
- Arandela ovalada nervada, para fijación de membranas y paneles aislantes
- Шайба ребристая овальная с отверстием для крепления гидроизоляционной оболочки или изоляционных панелей



Item code	Size L x I x t (mm)	Hole diameter d (mm)	Pcs. per box	Pcs. per carton
<b>Pre-galvanized steel</b>				
UB 01 82 405	82 x 40 x 1	5	100	500
UB 01 82 406	82 x 40 x 1	6,5	100	500
UB 01 82 409	82 x 40 x 1	9	100	500
<b>Aluzinc® coated steel</b>				
UB 02 82 405	82 x 40 x 1	5	100	500
UB 02 82 406	82 x 40 x 1	6,5	100	500
UB 02 82 409	82 x 40 x 1	9	100	500

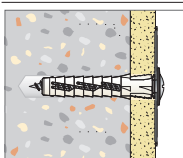
**Description**

The special ribs enhance the stiffness of the washer and the adhesion to the waterproofing sheath/insulation panel, improving the tightening and avoiding rotation.

**UB 01:** Pre-galvanized steel

**UB 02:** Aluzinc® coated steel

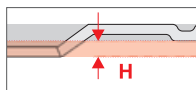
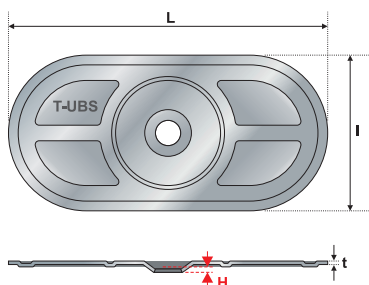
Stainless steel, aluminium or other metals available on request (quantity and delivery time to be agreed)

**Usage / Utilisation / Benutzung / Uso / Применение**

For waterproofing sheaths or insulation panels fixing on different base materials, with screws or anchors.

**Technical Data Sheet****Box / Boîte / Verpackung / Caja / Упаковка****UBS** <sup>NEW</sup>**Oval ribbed washer with small countersunk holed edge, for waterproofing sheath or insulation panels fixing**

- Rondelle ovale nervurée avec petite trou fraisé, pour la fixation des gaines imperméables ou des panneaux d'isolation
- Gerippte Ovalscheibe mit kleiner Senkkopf gelochten Kante, für Befestigung von wasserdichter Vermantelung oder Isolierplatten
- Arandela ovalada nervada con agujero ligeramente avellanado, para fijación de membranas y paneles aislantes
- Шайба овальная ребристая с мелкими потайными отверстиями для крепления гидроизоляционной оболочки или изоляционных панелей



Item code	Size L x I x t x H (mm)	Hole diameter d (mm)	Pcs. per box	Pcs. per carton
<b>Pre-galvanized steel</b>				
UBS 01 82 405	82 x 40 x 1 x 1,5	5,5	100	500
UBS 01 82 406	82 x 40 x 1 x 1,2	7	100	500
UBS 01 82 409	82 x 40 x 1 x 1,3	9,5	100	500
<b>Aluzinc® coated steel</b>				
UBS 02 82 405	82 x 40 x 1 x 1,5	5,5	100	500
UBS 02 82 406	82 x 40 x 1 x 1,2	7	100	500
UBS 02 82 409	82 x 40 x 1 x 1,3	9,5	100	500

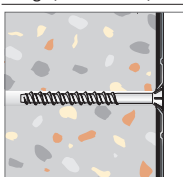
**Description**

The special ribs enhance the stiffness of the washer and the adhesion to the waterproofing sheath, improving the tightening and avoiding rotation.

**UBS 01:** Pre-galvanized steel

**UBS 02:** Aluzinc® coated steel

Stainless steel, aluminium or other metals available on request (quantity and delivery time to be agreed)

**Usage / Utilisation / Benutzung / Uso / Применение**

For waterproofing sheaths fixing on different base materials, with screws or anchors.

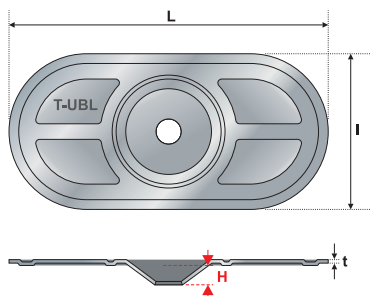
**Technical Data Sheet****Box / Boîte / Verpackung / Caja / Упаковка**



# UBL <sup>NEW</sup>

## 🇬🇧 Oval ribbed washer with large countersunk holed edge, for insulation panels fixing

- 🇫🇷 Rondelle ovale nervurée avec grand trou fraisé, pour la fixation des panneaux d'isolation
- 🇩🇪 Gerippte Ovalscheibe mit weiter Senkkopf gelochten Kante, für Befestigung von Isolierplatten
- 🇪🇸 Arandela ovalada nervada con agujero muy avellanado, para fijación de paneles aislantes
- 🇷🇺 Шайба овальная ребристая с большой потайной кромкой для крепления изоляционных панелей

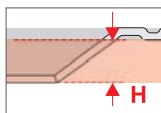


Item code	Size L x I x t x H (mm)	Hole diameter d (mm)	Pcs. per box	Pcs. per carton
<b>Pre-galvanized steel</b>				
UBL 01 82 405	82 x 40 x 1 x 5	5,5	100	500
UBL 01 82 406	82 x 40 x 1 x 4,7	6,5	100	500
UBL 01 82 409	82 x 40 x 1 x 3,9	9	100	500
UBL 01 82 410	82 x 40 x 1 x 3,2	10,5	100	500
<b>Aluzinc® coated steel</b>				
UBL 02 82 405	82 x 40 x 1 x 5	5,5	100	500
UBL 02 82 406	82 x 40 x 1 x 4,7	6,5	100	500
UBL 02 82 409	82 x 40 x 1 x 3,9	9	100	500
UBL 02 82 410	82 x 40 x 1 x 3,2	10,5	100	500

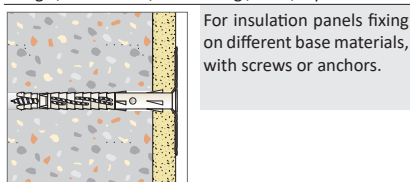
### Description

The special ribs enhance the stiffness of the washer and the adhesion to the insulation panel, improving the tightening and avoiding rotation.

**UBL 01:** Pre-galvanized steel  
**UBL 02:** Aluzinc® coated steel  
 Stainless steel, aluminium or other metals available on request (quantity and delivery time to be agreed)



### Usage / Utilisation / Benutzung / Uso / Применение



### Technical Data Sheet



### Box / Boîte / Verpackung / Caja / Упаковка

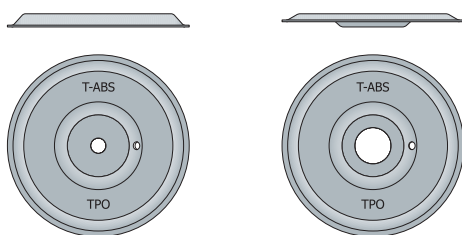


# ABS <sup>NEW</sup>

## 🇬🇧 Round deep-drawn plate, with special coating (one side) for membranes induction fixing

- 🇫🇷 Plaque ronde emboutie avec finition spéciale (une extrémité), pour la fixation des membranes par induction
- 🇩🇪 Rundes Tiefziehblech, mit Spezialbeschichtung (einseitig), für Membranen-Induktionsbefestigung
- 🇪🇸 Arandela redonda embutida, acabado especial (una cara), para la fijación por inducción de membranas
- 🇷🇺 Круглая пластина глубокой вытяжки, со специальным покрытием (с одной стороны), для индукционной фиксации мембран

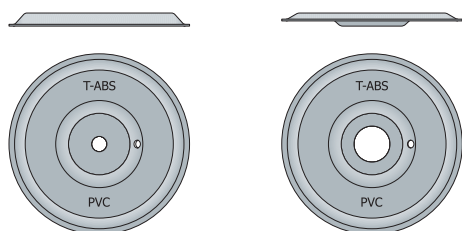
### ABS 21 for TPO membrane / Pour membranes en TPO / für TPO Membrane / Para membranas TPO / для ТПО мембраны



Item code	Size d x D x t (mm)	Pcs. per carton
ABS 21 06 080	6,8 x 80 x 0,8	200
ABS 21 16 080	16 x 80 x 0,8	200



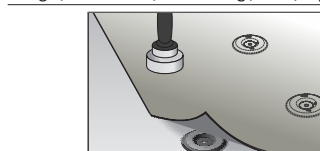
### ABS 22 for PVC membrane / Pour membranes en PVC / für PVC Membrane / Para membranas PVC / для мембраны из ПВХ



Item code	Size d x D x t (mm)	Pcs. per carton
ABS 22 06 080	6,8 x 80 x 0,8	200
ABS 22 16 080	16 x 80 x 0,8	200



### Usage / Utilisation / Benutzung / Uso / Применение



### Box / Boîte / Verpackung / Caja / Упаковка



# ZZE 01



🇬🇧 **Natural white HDPE anchor with Ø 58 mm disc, with fiber-glass reinforced nylon nail, for ETICS fixing, ETA-CE certified**

- 🇫🇷 Cheville en polyéthylène blanc naturel à haute densité avec disque de Ø 58mm, avec clou chargé de fibre de verre, pour panneaux d'isolation, certification ETE-CE
- 🇩🇪 Naturweiße Dübel aus Polyethylen mit hoher Dichte mit Scheibe Ø 58mm, Stahlnagel mit Nylon (glasfaserverstärkt) umspritztem Kopf, für WDVS-Befestigung
- 🇪🇸 Taco de polietileno alta densidad blanco natural, con clavo de nylon reforzado con fibra de vidrio, para la fijación de paneles aislantes, disco Ø 58 mm, Homologado ETA-CE
- 🇷🇺 Анкер из натурального белого полиэтилена высокой плотности с диском Ø 58 мм, с нейлоновым гвоздем, армированным стекловолокном, для крепления ETICS, сертифицирован ETA-CE



Item code	Anchor size Ø x L (mm)	Fixture thickness max (mm)	Pcs. per carton	Pcs. per pallet
Disc diameter: 58 mm				
★ ZZE 01 10 070	10 x 70	30	200	12.000
★ ZZE 01 10 090	10 x 90	50	200	12.000
★ ZZE 01 10 110	10 x 110	70	200	8.000
★ ZZE 01 10 130	10 x 130	90	200	8.000
★ ZZE 01 10 150	10 x 150	110	200	8.000
★ ZZE 01 10 180	10 x 180	140	100	4.000
★ ZZE 01 10 210	10 x 210	170	100	4.000
★ ZZE 01 10 240	10 x 240	200	100	4.000

★ ETA-CE Certified item / ETE-CE Agrément technique européen / ETA-CE Zulassung / Homologación ETA-CE / Сертификация ETA-CE



European Technical Assessment  
EAD 330196-01-0604  
Use Category: a,b,c,d,e



# ZZE 21 <sup>NEW</sup>



🇬🇧 **Natural white HDPE anchor with Ø 58 mm disc, with steel nail with nylon (fiber-glass reinforced) overmolded head, for ETICS fixing, ETA-CE certified**

- 🇫🇷 Cheville en polyéthylène blanc naturel à haute densité avec disque de Ø 58 mm, avec clou chargé de fibre de verre, tête surmoulée, pour panneaux d'isolation, certification ETE-CE
- 🇩🇪 Naturweiße Dübel aus Polyethylen mit hoher Dichte mit Scheibe Ø 58mm, Stahlnagel mit Nylon (glasfaserverstärkt) umspritztem Kopf, für WDVS-Befestigung
- 🇪🇸 Taco de polietileno alta densidad blanco natural, con clavo de acero con cabeza de nylon, para la fijación de paneles aislantes, disco Ø 58 mm, Homologado ETA-CE
- 🇷🇺 Анкер из натурального белого полиэтилена высокой плотности с диском Ø 58 мм, со стальным гвоздем с отформованной головкой из нейлона (армированного стекловолокном), для крепления ETICS, сертифицирован ETA-CE



Item code	Anchor size Ø x L (mm)	Fixture thickness max (mm)	Pcs. per carton	Pcs. per pallet
Disc diameter: 58 mm				
★ ZZE 21 10 070	10 x 70	30	200	12.000
★ ZZE 21 10 090	10 x 90	50	200	12.000
★ ZZE 21 10 110	10 x 110	70	200	8.000
★ ZZE 21 10 130	10 x 130	90	200	8.000
★ ZZE 21 10 150	10 x 150	110	200	8.000
★ ZZE 21 10 180	10 x 180	140	100	4.000
★ ZZE 21 10 210	10 x 210	170	100	4.000
★ ZZE 21 10 240	10 x 240	200	100	4.000

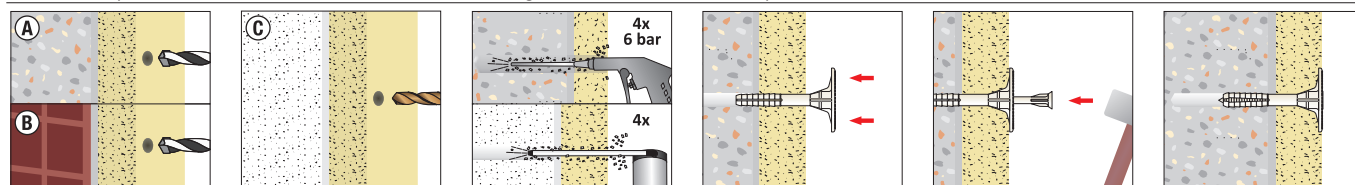
★ ETA-CE Certified item / ETE-CE Agrément technique européen / ETA-CE Zulassung / Homologación ETA-CE / Сертификация ETA-CE



European Technical Assessment  
EAD 330196-01-0604  
Use Category: a,b,c,d,e



Installation sequence / Instructions de mise en oeuvre / Setzanweisung / Secuencia de instalación / Порядок монтажа



- A) in concrete drill the hole in rotary hammer mode
- B) in perforated materials drill the hole in rotary mode
- C) in aerated autoclaved concrete make the hole with metal drill bit in rotary mode

# ZZE01



- 🇬🇧 **Natural white HDPE Ø 90 mm special over-disc, for ZZE01 (Ø 10 mm) insulation anchor**
- 🇫🇷 Disque spécial blanc naturel en polyéthylène haute densité Ø 90 mm pour cheville d'isolation ZZE01 (Ø 10 mm)
- 🇩🇪 Naturweiße HDPE Scheibe Durchmesser 90mm, für ZZE01 (Ø 10 mm) Isolierungsdübel
- 🇪🇸 Arandela de polietileno alta densidad blanco natural Ø 90 mm, para taco aislante ZZE01 (Ø 10 mm)
- 🇷🇺 Полипропиленовый (HDPE) специальный диск из белого нейлона нейлона для анкера ZZE01 (Ø 10 mm)



Item code	Size Ø (mm)	Pcs. per carton	Pcs. per pallet
-----------	----------------	-----------------	-----------------

Disc diameter: 90 mm

🇬🇧 <b>ZZE01 10 090</b>	90	100	500
🇪🇺 <b>ETA-CE Certified item</b> / ETE-CE Agrément technique européen / ETA-CE Zulassung / Homologación ETA-CE / Сертификация ETA-CE			

Usage / Utilisation / Benutzung / Uso / Применение



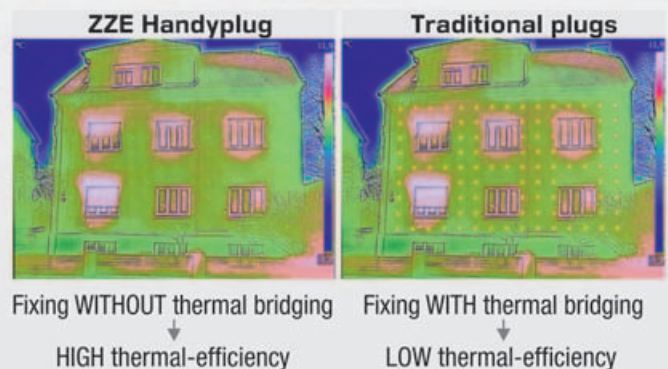
European Technical Assessment  
EAD 330196-01-0604  
Use Category: a,b,c,d,e



**PLASTIC ANCHOR FOR FIXING THERMO-ACOUSTIC INSULATION PANELS**

use category  
a,b,c,d,e


- ▶ Special wide-headed nail and under-head ribs
- ▶ Special nylon nail or nylon-headed steel nail
- ▶ Special patented geometry and 3,5 mm disk thickness
- ▶ ETA-CE certification for all use categories (a,b,c,d,e)
- ▶ One embedment depth for all base materials
- ▶ High-density polyethylene plug for a thermal-efficient fixing
- ▶ Wide and deep range



# WS 01

## 🇬🇧 Natural white nylon self drilling helix anchor heavy type, for fixing on insulation panels, head diameter 33 mm

- 🇫🇷 Cheville à percer en Nylon blanc naturel, type renforcé, pour fixation de panneaux d'isolation, diamètre de la tête 33mm
- 🇩🇪 Schwerlast Naturweiß selbstbohrender Dübel aus Nylon, für Befestigung von Isolierpaneelen, Kopf Ø33
- 🇪🇸 Anclaje helicoidal autotaladrante de nylon, tipo reforzado, para fijar en paneles aislantes, cabeza Ø33 mm
- 🇷🇺 Самосверлящий дюбель из белого укрепленного нейлона для крепления в термоизоляционных материалах, головка Ø33 mm



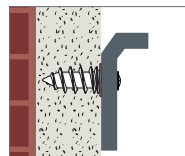
inBlister®  
p. 493

Item code	Anchor size Ø x L (mm)	Head size Ø (mm)	Suitable screw Ø (mm)	Pcs. per box	Pcs. per carton
Hex recess 10					
WS 01 27 058	27 x 58	33	4 ÷ 6	25	250
Hex recess 13					
WS 01 27 090	27 x 90	33	8 ÷ 10	25	250

**PREDRILL IS NOT REQUIRED**  
even for insulation panels!




Usage / Utilisation / Benutzung / Uso / Применение



Usage: For indoor and outdoor fixings on insulation panels with screws (wood screws, chipboard screws, tapping and machine screws, diameter as per attached table). The anchor could be easily installed with a battery screwdriver provided with an in-hex bit. **Predrill is not required, even for plastered insulation panels (max plaster thickness 5 mm).**


Box / Boîte / Verpackung / Caja / Упаковка



# WV 01

## 🇬🇧 Natural white nylon self drilling helix anchor, for fixing on insulation panels, head diameter 25 mm

- 🇫🇷 Cheville à percer en Nylon blanc naturel, type renforcé, pour fixation de panneaux d'isolation, diamètre de la tête 25mm
- 🇩🇪 Schwerlast Naturweiß selbstbohrender Dübel aus Nylon, für Befestigung von Isolierpaneelen, Kopf Ø25
- 🇪🇸 Anclaje helicoidal autotaladrante de nylon, para fijar en paneles aislantes, cabeza Ø25 mm
- 🇷🇺 Самосверлящий дюбель из белого укрепленного нейлона для крепления в термоизоляционных материалах, головка Ø25 mm

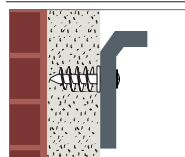


Item code	Anchor size Ø x L (mm)	Head size Ø (mm)	Suitable screw Ø (mm)	Pcs. per box	Pcs. per carton
6 lobe recess T40					
<b>WV 01 23 050</b>	23 x 50	25	3,5 ÷ 4,5	50	500

**PREDRILL IS NOT REQUIRED**  
even for insulation panels!




Usage / Utilisation / Benutzung / Uso / Применение




Usage: For indoor and outdoor fixings on insulation panels with screws (wood screws, chipboard screws, tapping and machine screws, diameter as per attached table). The anchor could be easily installed with a battery screwdriver provided with 6-lobe T-40 bit. **Predrill is not required, even for plastered insulation panels (max plaster thickness 3 mm).**§


Box / Boîte / Verpackung / Caja / Упаковка




	<ul style="list-style-type: none"> <li> Multi purpose anchors</li> </ul>	<ul style="list-style-type: none"> <li> Chevilles universelles</li> <li> Universaldübel</li> <li> Tacos universales</li> <li> Универсальные дюбели</li> </ul>	<b>260</b>
	<ul style="list-style-type: none"> <li> Hollow sleeve anchors</li> </ul>	<ul style="list-style-type: none"> <li> Chevilles à douille</li> <li> Hülsenankern</li> <li> Anclajes para materiales huecos</li> <li> Дюбели</li> </ul>	<b>262</b>
	<ul style="list-style-type: none"> <li> Tools for hollow wall anchor</li> </ul>	<ul style="list-style-type: none"> <li> Outils pour chevilles pour murs vides</li> <li> Setzwerkzeug für Hohlraumdübel</li> <li> Pinzas para fijar anclajes en materiales huecos</li> <li> Клещи для установки дюбеля</li> </ul>	<b>264</b>
	<ul style="list-style-type: none"> <li> Sleeve spreading saw anchor for aerated concrete</li> </ul>	<ul style="list-style-type: none"> <li> Cheville à douille crénelée pour béton cellulaire</li> <li> Krallen - Metallspreizdübel für Gasbeton</li> <li> Taco con dientes de sierra para hormigón celular</li> <li> Дюбель для газобетона</li> </ul>	<b>265</b>
	<ul style="list-style-type: none"> <li> Self drilling speed drive anchors</li> </ul>	<ul style="list-style-type: none"> <li> Chevilles à percer</li> <li> Selbstbohrende Dübel</li> <li> Tacos helicoidales autotaladrantes</li> <li> Дюбель-саморез</li> </ul>	<b>266</b>
	<ul style="list-style-type: none"> <li> Mushroom head nylon anchors with nail screws</li> </ul>	<ul style="list-style-type: none"> <li> Cheville en nylon tête bombée large avec clou</li> <li> Rundkopf - Nylondübel mit Nagelschraube</li> <li> Tacos de nylon con cabeza abombada, con tornillo clavable</li> <li> Нейлоновый дюбель-гавоздь с шурупом с полукруглой головкой</li> </ul>	<b>268</b>
	<ul style="list-style-type: none"> <li> Drywall screws bugle head, CE certified</li> </ul>	<ul style="list-style-type: none"> <li> Vis tête trompette pour carton-plâtre</li> <li> Trompetekopfschraube für Gipskarton</li> <li> Tornillos con cabeza a trompeta para carton yeso</li> <li> Шуруп-саморез для гипсокартонных стен</li> </ul>	<b>270</b>
	<ul style="list-style-type: none"> <li> Modified truss head twinfast screw, CE certified</li> </ul>	<ul style="list-style-type: none"> <li> Vis tête cylindrique avec rondelle intégrée</li> <li> Tellerkopf - Blechschraube mit Unterlegscheibe</li> <li> Tornillo con cabeza cilíndrica</li> <li> Шуруп-саморез с двойной резьбой</li> </ul>	<b>271</b>
	<ul style="list-style-type: none"> <li> CSK wafer head self tapping screw "Steel Saver 1000h - R", CE certified</li> </ul>	<ul style="list-style-type: none"> <li> Vis autotaraudeuse à tête fraisée "Steel Saver 1000h - R"</li> <li> Senkkopf - Blechschraube "Steel Saver 1000h - R"</li> <li> Tornillo autoroscante acabado especial "Steel Saver 1000h - R"</li> <li> Шуруп остроконечный с потайной головкой и покрытие "Steel Saver 1000h - R"</li> </ul>	<b>272</b>
	<ul style="list-style-type: none"> <li> CSK wafer head self drilling screw "Steel Saver 1000h - R", CE certified</li> </ul>	<ul style="list-style-type: none"> <li> Vis autoperceuse à tête fraisée "Steel Saver 1000h - R"</li> <li> Selbstbohrende Senkkopf - Blechschraube "Steel Saver 1000h - R"</li> <li> Tornillo autotaladrante acabado especial "Steel Saver 1000h - R"</li> <li> Шуруп самосверлящий с потайной головкой и покрытие "Steel Saver 1000h - R"</li> </ul>	<b>272</b>
	<ul style="list-style-type: none"> <li> Modified truss head self drilling screw, CE certified</li> </ul>	<ul style="list-style-type: none"> <li> Vis autoperceuse tête cylindrique avec rondelle intégrée</li> <li> Tellerkopf - Bohrschraube mit Unterlegscheibe</li> <li> Tornillo autotaladrante con cabeza cilíndrica</li> <li> Самосверлящий шуруп</li> </ul>	<b>273</b>
	<ul style="list-style-type: none"> <li> Zinc plated steel toggle anchors, with spring</li> </ul>	<ul style="list-style-type: none"> <li> Chevilles à ressort en acier zinguée</li> <li> Verzinkte Federklappdübel</li> <li> Palomillas de acero cincado</li> <li> Пружинные анкеры типа "зонтик"</li> </ul>	<b>274</b>
	<ul style="list-style-type: none"> <li> Zinc plated steel toggle anchors, gravity version</li> </ul>	<ul style="list-style-type: none"> <li> Chevilles à bascule en acier zingué</li> <li> Verzinkte Kiprdübel</li> <li> Basculantes de acero cincado</li> <li> Пружинные анкеры</li> </ul>	<b>276</b>
	<ul style="list-style-type: none"> <li> Zinc plated steel tie wire anchor</li> </ul>	<ul style="list-style-type: none"> <li> Cheville d'ancrage en acier zingué en tôle</li> <li> Verzinkter Stahlanker</li> <li> Anclaje con grapa de acero cincado</li> <li> Потолочный анкер</li> </ul>	<b>277</b>

## Drywall and hollow fixing systems

 Systèmes pour fixation sur cartonplâtre et murs vides

 Systeme für Befestigungen an Gipskarton und leere Wände

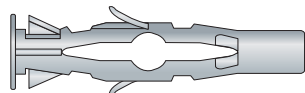
 Sistemas para fijaciones de paneles de cartón yeso

 Крепежные системы для гипсокартона и пустотелых стен

# DQ

## Multi-purpose rimmed nylon anchor, small box packing

- Cheville universelle en nylon avec collerette, petite boîte
- Universaldübel aus Nylon mit Saum, kleine Verpackung
- Taco universal de nylon con collarín, en caja
- Универсальный нейлоновый дюбель с бортом, в коробке



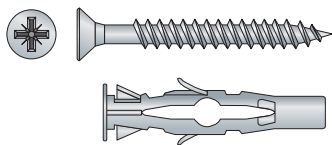
Item code	Anchor Size Ø x L (mm)	Pcs. per box	Pcs. per carton
DQ 01 06 040	6 x 40	100	1.000
DQ 01 08 050	8 x 50	100	1.000
DQ 01 10 060	10 x 60	50	500

# DR

## Multi-purpose rimmed nylon anchor with zinc plated flat countersunk head chipboard screw

- Cheville universelle en nylon avec collerette, avec vis tête fraisée plate pour panneaux de particules
- Universaldübel aus Nylon mit Saum, mit Senkkopf- Spanplattenschraube
- Taco universal de nylon con collarín con tornillo cabeza avellanada para aglomerado
- Универсальный нейлоновый дюбель с бортом в комплекте с оцинкованным шурупом с плоской потайной головкой

### DR 01 Small box packing / petite boîte / kleine Verpackung / en caja / в коробке

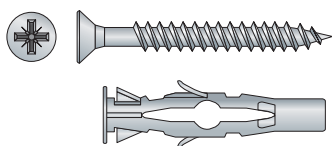


PZ 2 | PZ 3  
Ø 3,5 - 4,5 | Ø 6

Item code	Anchor Size Ø x L (mm)	Screw Size Øs x Ls (mm)	Pcs. per box	Pcs. per carton
Pz 2				
DR 01 06 040	6 x 40	3,5 x 50	100	1.000
DR 01 08 050	8 x 50	4,5 x 60	50	500
Pz 3				
DR 01 10 060	10 x 60	6 x 80	25	250

Minimum Order Quantity: 1 carton

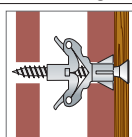
### DR 02 10 sets bag packing / enveloppes de 10 pcs / 10 St. im Beutel / 10 unidades en cada bolsa / в мешочке по 10 шт



PZ 2 | PZ 3  
Ø 3,5 - 4,5 | Ø 6

Item code	Anchor Size Ø x L (mm)	Screw Size Øs x Ls (mm)	Pcs. per bag	Bags per carton
Pz 2				
DR 02 06 040	6 x 40	3,5 x 50	10	100
DR 02 08 050	8 x 50	4,5 x 60	10	50
Pz 3				
DR 02 10 060	10 x 60	6 x 80	10	25

Usage / Utilisation / Benutzung / Uso / Применение







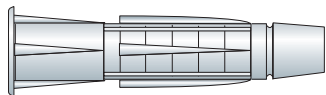
Box / Boîte / Verpackung / Caja / Упаковка



# BT 01

## High density PE rimmed hollow wall anchor





-  Cheville universelle en polyéthylène HD avec collerette pour fixations sur murs vides
-  Universaldübel aus Polyethylen HD mit Saum, für Hohlraum-Befestigungen
-  Taco de polietileno alta densidad con collarín para fijación en materiales huecos
-  Дюбель из полиэтилена с бортом для пустотелых конструкций

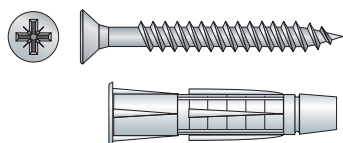


Item code	Anchor Size Ø x L (mm)	Pcs. per box	Pcs. per carton
<b>BT 01 06 037</b>	6 x 37	200	2.000
<b>BT 01 08 050</b>	8 x 50	200	2.000
<b>BT 01 10 061</b>	10 x 61	100	1.000

# BT 02

## High density PE rimmed hollow wall anchor with zinc plated flat countersunk head chipboard screw

-  Cheville universelle en polyéthylène HD avec collerette pour fixations sur murs vides, avec vis tête fraisée plate pour panneaux de particules
-  Universaldübel aus Polyethylen HD mit Saum, für Hohlraum-Befestigungen, mit Senkkopf- Spanplattenschraube
-  Taco de polietileno alta densidad con collarín para fijación en materiales huecos, con tornillo cabeza avellanada para aglomerado
-  Дюбель из полиэтилена с бортом для пустотелых конструкций в комплекте с оцинкованным шурупом с плоской потайной головкой

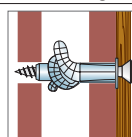


Item code	Anchor Size Ø x L (mm)	Screw Size Øs x Ls (mm)	Pcs. per box	Pcs. per carton
Pz 2				
<b>BT 02 06 037</b>	6 x 37	3,5 x 45	200	2.000
<b>BT 02 08 050</b>	8 x 50	4,5 x 60	200	2.000
<b>BT 02 10 061</b>	10 x 61	5 x 70	100	1.000




PZ 2  
Ø 3,5 - 4,5 - 5

Usage / Utilisation / Benutzung / Uso / Применение



Box / Boîte / Verpackung / Caja / Упаковка



# HP

## 🇬🇧 Hollow wall anchor, zinc plated

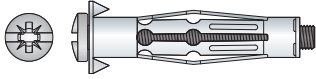
🇫🇷 Cheville à douille zinguée pour murs vides, zinguée

🇩🇪 Hülseanker für Hohlraum-Befestigungen, verzinkt

🇪🇸 Anclaje para fijación en materiales huecos, de acero cincado


🇷🇺 Оцинкованный дюбель для пустотелых конструкций

**HP 01** with combi slotted-pozi pan head screw / avec vis tête cylindrique cruciforme type Z / mit Linsenkopfschraube Kreuzschlitz Z / con tornillo cabeza cilíndrica cruz tipo Z / с шурупом с цилиндрической головкой с комбинированным шлицем



Item code	Anchor lenght	Screw Size	Drill hole	Min drilled hole depth	Drywall thickness	Pcs. per box	Pcs. per carton
	∅ x L (mm)	M x Ls (mm)	d0 (mm)	h1 (mm)	min - max (mm)		
HP 01 04 021	8 x 21	M4 x 28	8	30	2 - 4	200	2.000
HP 01 04 033	8 x 33,5	M4 x 41	8	43	3 - 9	200	2.000
HP 01 04 039	8 x 39,5	M4 x 47	8	49	8 - 15	200	2.000
HP 01 04 046	8 x 46,5	M4 x 54	8	56	3 - 20	200	2.000
HP 01 04 047	8 x 46,5	M4 x 54	8	56	16 - 21	100	1.000
HP 01 04 060	8 x 60	M4 x 67	8	70	34 - 38	100	1.000
HP 01 05 037	11 x 37	M5 x 45	11	47	6 - 10	100	1.000
HP 01 05 053	11 x 53	M5 x 60	11	63	6 - 14	100	1.000
HP 01 05 065	11 x 65,5	M5 x 74	11	77	14 - 30	100	1.000
HP 01 06 038	13 x 38	M6 x 45	13	47	6 - 11	100	1.000
HP 01 06 053	13 x 53	M6 x 60	13	63	3 - 14	100	500
HP 01 06 066	13 x 66	M6 x 74	13	77	14 - 30	100	500
HP 01 06 081	13 x 81	M6 x 88	13	92	28 - 43	100	500

**HP 02** with hex head screw / avec vis tête hexagonale / mit Sechskantschraube / con tornillo cabeza hexagonal / с шурупом с шестигранной головкой

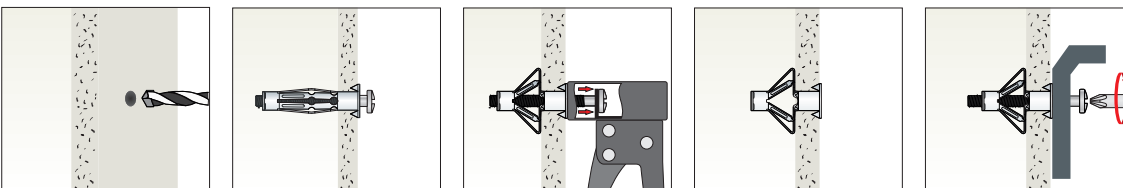


Item code	Anchor lenght	Screw Size	Drill hole	Min drilled hole depth	Drywall thickness	Pcs. per box	Pcs. per carton
	∅ x L (mm)	M x Ls (mm)	d0 (mm)	h1 (mm)	min - max (mm)		
HP 02 08 039	13 x 39	M8 x 45	13	47	6 - 11	100	500
HP 02 08 055	13 x 55	M8 x 65	13	48	3 - 14	100	500
HP 02 08 068	13 x 68	M8 x 75	13	78	14 - 30	50	500
HP 02 08 084	13 x 84	M8 x 90	13	94	28 - 43	50	500

Technical Data Sheet



Installation sequence / Instructions de mise en oeuvre / Setzanweisung / Secuencia de instalación / Порядок монтажа



Box / Boîte / Verpackung  
Caja / Упаковка





# HP

## 🇬🇧 Hollow wall anchor, zinc plated

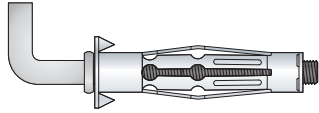
🇫🇷 Cheville à douille zinguée pour murs vides, zinguée

🇩🇪 Hülseanker für Hohlraum-Befestigungen, verzinkt

🇪🇸 Anclaje para fijación en materiales huecos, de acero cincado

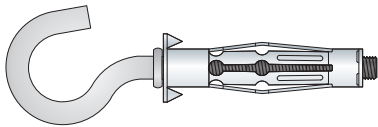
🇷🇺 Оцинкованный дюбель для пустотелых конструкций

**HP 03** with "L" screw / avec crochet droit court / mit kurzer Haken / con gancho / с прямым крюком



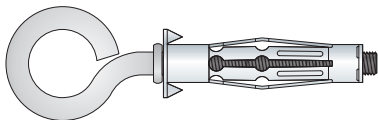
Item code	Anchor length Ø x L (mm)	Screw Size M x Ls (mm)	Drill hole d0 (mm)	Min drilled hole depth h1 (mm)	Drywall thickness min - max (mm)	Pcs. per box	Pcs. per carton
HP 03 04 033	8 x 33,5	M4 x 40	8	42	3 - 9	200	1.000
HP 03 05 037	11 x 37	M5 x 45	11	47	6 - 10	100	1.000

**HP 04** with hook screw / avec crochet rond / mit Rundhaken / con gancho curvo / с потолочным крюком



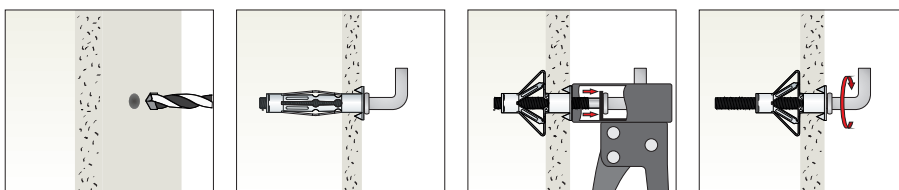
Item code	Anchor length Ø x L (mm)	Screw Size M x Ls (mm)	Drill hole d0 (mm)	Min drilled hole depth h1 (mm)	Drywall thickness min - max (mm)	Pcs. per box	Pcs. per carton
HP 04 04 033	8 x 33,5	M4 x 40	8	42	3 - 9	100	1.000
HP 04 05 037	11 x 37	M5 x 45	11	47	6 - 10	100	1.000

**HP 05** with eye screw / avec oeillet / mit Augenschraube / con argolla / с замкнутым крюком




Item code	Anchor length Ø x L (mm)	Screw Size M x Ls (mm)	Drill hole d0 (mm)	Min drilled hole depth h1 (mm)	Drywall thickness min - max (mm)	Pcs. per box	Pcs. per carton
HP 05 04 033	8 x 33,5	M4 x 40	8	42	3 - 9	100	1.000
HP 05 05 037	11 x 37	M5 x 45	11	47	6 - 10	100	1.000

Installation sequence / Instructions de mise en oeuvre / Setzanweisung / Secuencia de instalación / Порядок монтажа







Box / Boîte / Verpackung  
Caja / Упаковка



# HQ

## Tools for hollow wall anchors installing

-  Outils pour la mise en oeuvre des chevilles pour murs vides
-  Setzwerkzeug für Hohlraumdübel
-  Pinzas para la fijación de anclajes en materiales huecos
-  Клещи для установки дюбеля для пустотелых конструкций



HQ 01 00 001




HQ 01 00 002



HQ 01 00 003

Item code	To be used with:	Pcs. per box
HQ 01 00 001	HP 01 - HP 03 - HP 04 - HP 05	1
HQ 01 00 002	HP 01	1
HQ 01 00 003	HP 01 - HP 02 - HP 03 - HP 04 - HP 05	1

Installation sequence / Instructions de mise en oeuvre / Setzanweisung / Secuencia de instalación / Порядок монтажа




1. Drill the drywall.



2. Set the anchor (HP series) into the hole, until the flat edge.



3. Hang the screw head by the special tool (HQ series), then use the tool-gun until the complete opening of the anchor as showed in the picture.

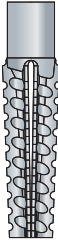


4. Drive-out the screw and perform the fixing through the fixture.

# TZ

## 🇬🇧 Zinc plated sleeve spreading saw anchor, to be used in aerated concrete

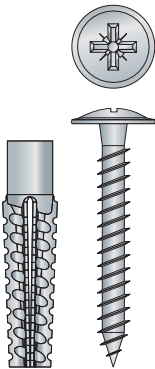
- 🇫🇷 Cheville à douille crénelée, zinguée, pour béton cellulaire
- 🇩🇪 Krallen - Metallspreizdübel für Gasbeton, verzinkt
- 🇪🇸 Taco con dientes de sierra de acero cincado, para hormigón celular
- 🇷🇺 Оцинкованный дюбель цвета для газобетона



Item code	Anchor Size Ø x L (mm)	Pre-drill hole* Ø (mm)	Pcs. per box	Pcs. per carton
⚠️ TZ 01 05 030	5 x 30	6	200	2.000
TZ 01 06 032	6 x 32	8	100	1.000
⚠️ TZ 01 08 038	8 x 38	10	100	1.000
TZ 01 08 060	8 x 60	10	100	1.000
TZ 01 10 060	10 x 60	12	100	1.000

⚠️ Yellow zinc plated until stockout / Zingué jaune jusqu'à épuisement de stock / Gelb verzinkt solange der Vorrat reicht / Bicromatado hasta agotar existencias / Желтый цвет до окончания стока

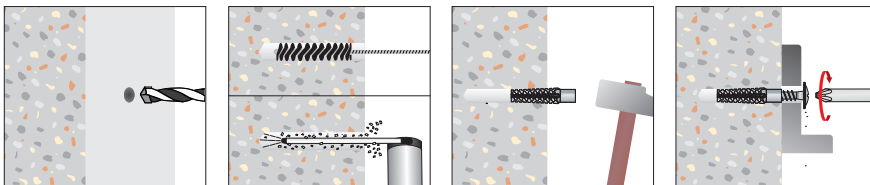
## TZ 02 with pan washer head chipboard screw / avec vis tête cylindrique pour panneaux de particules / mit Linsenkopf-Spanplattenschraube / con tornillo cabeza cilíndrica arandela estampada para aglomerado / в комплекте с оцинкованным шурупом с полукруглой головкой с пресс-шайбой



Item code	Anchor Size Ø x L (mm)	Screw Size Øs x Ls (mm)	Pre-drill hole* Ø (mm)	Pcs. per box	Pcs. per carton
Pz 2					
⚠️ TZ 02 05 030	5 x 30	4,5 x 45	6	100	1.000
Pz 3					
TZ 02 06 032	6 x 32	5 x 45	8	100	1.000
⚠️ TZ 02 08 038	8 x 38	6 x 60	10	100	1.000
TZ 02 08 060	8 x 60	6 x 80	10	100	1.000
TZ 02 10 060	10 x 60	6 x 80	12	100	1.000

⚠️ Yellow zinc plated until stockout / Zingué jaune jusqu'à épuisement de stock / Gelb verzinkt solange der Vorrat reicht / Bicromatado hasta agotar existencias / Желтый цвет до окончания стока

Information for fixing on concrete / Information pour la fixation sur le béton / Informationen für die Befestigung auf Beton / Información para la fijación sobre hormigón / Применение в бетоне

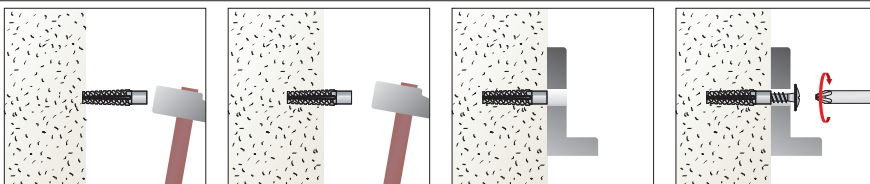


\* In the concrete: pre-drill as in the table / Dans le béton: trou de préparation comme dans le tableau / Auf Beton: Vorbereitungsloch wie in der Tabelle / En hormigón: pretaladrar como en el cuadro / В бетоне: предварительное сверление, как указано в таблице.

Technical Data Sheet



Information for fixing on aerated concrete / Information pour la fixation sur le béton cellulaire / Informationen für die Befestigung auf Zellbeton / Información para la fijación sobre hormigón celular / Применение в газобетоне



\* In the aerated concrete: to hammer (without pre-drill) / Dans le béton cellulaire: à marteler (sans trou de préparation) / Auf Gasbeton: zu hämmern (ohne Vorbereitungsloch) / En hormigón celular: martillar (sin pretaladro) / В газобетоне: вбить молотком без предварительного сверления.

Box / Boîte / Verpackung / Caja / Упаковка



# HE 00

**🇬🇧 Zinc alloy self drilling speed drive anchor, to be used on drywall**

- 🇫🇷** Cheville à percer en alliage de zinc pour fixation rapide sur carton-plâtre
- 🇩🇪** Selbstbohrender Dübel aus Zinklegierung, für schnelle Befestigung an Gipskarton
- 🇪🇸** Taco helicoidal autotaladrante de aliación de cinc, para cartón yeso
- 🇷🇺** Самосверлящий дюбель из сплава цинка для гипсокартонных стен



HE 00 13 034



HE 00 15 029


Item code	Anchor Size Ø x L (mm)	Pcs. per box	Pcs. per carton
HE 00 13 034	13 x 34	200	2.000

Item code	Anchor Size Ø x L (mm)	Pcs. per box	Pcs. per carton
HE 00 15 029	15 x 29	200	2.000

# HE 01

**🇬🇧 With zinc plated pan washer head chipboard screw**


- 🇫🇷** Avec vis tête cylindrique pour panneaux de particules
- 🇩🇪** Mit Linsenkopf- Spanplattenschraube
- 🇪🇸** Con tornillo cabeza cilíndrica arandela estampada para aglomerado
- 🇷🇺** В комплекте с шурупом с полукруглой головкой с пресс-шайбой



HE 01 13 034



Item code	Anchor Size Ø x L (mm)	Screw Size Øs x Ls (mm)	Max fixture thickness t <sub>fix</sub> (mm)	Pcs. per box	Pcs. per carton
HE 01 13 034	13 x 34	4,5 x 50	30	100	1.000

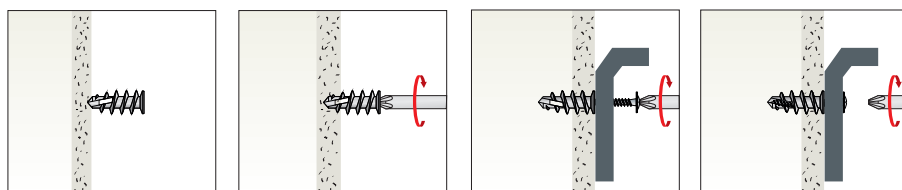


HE 01 15 029



Item code	Anchor Size Ø x L (mm)	Screw Size Øs x Ls (mm)	Max fixture thickness t <sub>fix</sub> (mm)	Pcs. per box	Pcs. per carton
HE 01 15 029	15 x 29	5 x 40	20	100	1.000

Installation sequence / Instructions de mise en oeuvre / Setzanweisung / Secuencia de instalación / Порядок монтажа



Technical Data Sheet







Box / Boîte / Verpackung  
Caja / Упаковка




# HF 00

 **Nylon self drilling speed drive anchor, to be used on drywall**

-  Cheville à percer en nylon pour fixation rapide sur carton-plâtre
-  Selbstbohrender Dübel aus Nylon, für schnelle Befestigung an Gipskarton
-  Taco helicoidal autotaladrante de nylon, para cartón yeso
-  Самосверлящий дюбель из нейлона для гипсокартонных стен







Item code	Anchor Size Ø x L (mm)	Pcs. per box	Pcs. per carton
 HF 00 15 032	15 x 32	200	2.000





inBlister®  
487

# HF 01

 **With zinc plated pan washer head chipboard screw**

-  Avec vis tête cylindrique pour panneaux de particules
-  Mit Linsenkopf- Spanplattenschraube
-  con tornillo cabeza cilíndrica arandela estampada para aglomerado
-  в комплекте с шурупом с полукруглой головкой с пресс-шайбой



Item code	Anchor Size Ø x L (mm)	Screw Size Øs x Ls (mm)	min - max fixable thickness		Pcs. per box	Pcs. per carton
			min t <sub>fix</sub> (mm)	max t <sub>fix</sub> (mm)		
 HF 01 15 032	15 x 32	4,5 x 35	10	15	100	1.000



Cross Type Z  
2

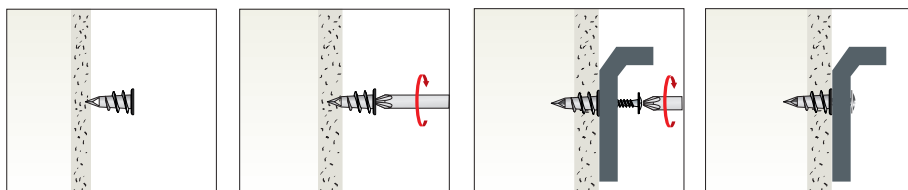


CrVI Free  
since 2001



inBlister®  
487

Installation sequence / Instructions de mise en oeuvre / Setzanweisung / Secuencia de instalación / Порядок монтажа



Technical  
Data Sheet




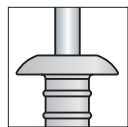
Box / Boîte / Verpackung  
Caja / Упаковка



# YZ 61 - BD 06

**Multi-expansion mushroom head nylon grey anchor with zinc plated flat countersunk head nail screw**

- Cheville en nylon multi-expansion à collerette bombée gris, avec vis à clou tête fraisée plate zinguée
- Rundkopf Schlagdübel aus Nylon mit verzinkter Senkkopf- Nagelschraube
- Taco clavo multiexpansión de nylon con collarín abombado, color gris, montado con tornillo con cabeza avellanada abombada de acero cincado
- Многораспорный нейлоновый дюбель-гвоздь серого цвета, в комплекте с оцинкованным шурупом с полупотайной головкой



Item code	Anchor size Ø x L / t <sub>fix</sub> (mm)	Screw size Øs x Ls (mm)	Pcs. per box	Pcs. per carton
Ø 5 / Pz 2				
<b>YZ 61 05 030</b>	5 x 30 / 3	3,4 x 35	200	2.000
Ø 6 / Pz 2				
<b>BD 06 06 030</b>	6 x 30 / 5	4 x 30	200	2.000
<b>YZ 61 06 035</b>	6 x 35 / 3	3,8 x 40	200	2.000
<b>YZ 61 06 040</b>	6 x 40 / 8	3,8 x 45	200	2.000
<b>YZ 61 06 050</b>	6 x 50 / 18	3,8 x 55	200	2.000
<b>YZ 61 06 060</b>	6 x 60 / 28	3,8 x 65	200	2.000
<b>YZ 61 06 080</b>	6 x 80 / 48	3,8 x 85	100	1.000
<b>YZ 61 06 100</b>	6 x 100 / 68	3,8 x 105	100	1.000


⚠ **Until stockout / Jusqu'à épuisement de stocks / Jusqu'à épuisement de stocks / Solange der Vorrat reicht / Hasta agotar existencias / до окончания стока**



Technical Data Sheet



Box / Boîte / Verpackung / Caja / Упаковка



**YZB 61** PET Box with YZ61 anchor / Boîte en plastique avec chevilles YZ61 / Box mit YZ61 Dübel / Bote con tacos de nylon YZ61 / ПЭТ коровка с дюбелем YZ61


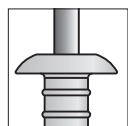


Item code	Anchor Size Ø x L / t <sub>fix</sub> (mm)	Screw Size Øs x Ls (mm)	Pcs. per PET box	PET boxes per carton
Anchor Ø 6 mm				
<b>YZB 61 06 035</b>	6 x 35 / 3	4 x 30	200	12

# YZ 54 **INOX WAVE** Stainless Steel

**Multi-expansion mushroom head grey nylon anchor, with A2 (AISI 304) stainless steel raised countersunk head nail screw**

- Cheville en nylon multi-expansion à collerette bombée gris, avec vis à clou en acier INOX A2 (AISI 304) tête fraisée plate zinguée
- Grauer - Rundkopf- Nylonschlagdübel mit A2 (AISI 304) Edelstahl Senkkopf- Nagelschraube
- Taco clavo multiexpansión de nylon con collarín abombado, color gris, montado con tornillo con cabeza avellanada abombada de acero inoxidable A2 (AISI 304)
- Многораспорный нейлоновый дюбель-гвоздь коричневого цвета с полукруглым бортом в комплекте с нерж. шурупом A2 (AISI 304)



Item code	Anchor size Ø x L / t <sub>fix</sub> (mm)	Screw size Øs x Ls (mm)	Pcs. per box	Pcs. per carton
Ø 5 / Pz 2				
<b>YZ 54 05 030</b>	5 x 30 / 3	3,4 x 35	200	2.000
Ø 6 / Pz 2				
<b>YZ 54 06 040</b>	6 x 40 / 8	3,8 x 45	200	2.000
<b>YZ 54 06 050</b>	6 x 50 / 18	3,8 x 55	200	2.000
<b>YZ 54 06 060</b>	6 x 60 / 28	3,8 x 65	200	2.000
<b>YZ 54 06 080</b>	6 x 80 / 48	3,8 x 85	100	1.000
<b>YZ 54 06 100</b>	6 x 100 / 68	3,8 x 105	100	1.000



# YZ 60 - BD 01

## Multi-expansion mushroom head natural white nylon anchor, with zinc plated raised CSK head nail screw

- Cheville en nylon double expansion blanche tête bombée large avec vis à clou tête fraisée plate zinguée
- Weißer Rundkopf- Nylonschlagdübel mit Senkkopf-Nagelschraube, verzinkt
- Taco clavo multiexpansión de nylon con collarín abombado, color blanco, montado con tornillo con cabeza avellanada abombada de acero cincado
- Многораспорный нейлоновый дюбель-гвоздь белого цвета с полукруглым бортом в комплекте с оцинкованным шурупом с плоской потайной головкой




Item code	Anchor size $\varnothing \times L / t_{fix}$ (mm)	Screw size $\varnothing s \times Ls$ (mm)	Pcs. per box	Pcs. per carton
$\varnothing 5 / Pz 2$				
YZ 60 05 030	5 x 30 / 3	3,4 x 35	200	2.000
$\varnothing 6 / Pz 2$				
BD 01 06 030	6 x 30	4 x 30	200	2.000
YZ 60 06 035	6 x 35 / 3	3,8 x 40	200	2.000
YZ 60 06 040	6 x 40 / 8	3,8 x 45	200	2.000
YZ 60 06 050	6 x 50 / 18	3,8 x 55	200	2.000
YZ 60 06 060	6 x 60 / 28	3,8 x 65	200	2.000
YZ 60 06 080	6 x 80 / 48	3,8 x 85	100	1.000
YZ 60 06 100	6 x 100 / 68	3,8 x 105	100	1.000

# YZ 62 - BD 02

## Multi-expansion mushroom head chocolate brown RAL 8017 nylon anchor, with black zinc plated raised CSK head nail screw

- Cheville en Nylon double expansion marron foncé (RAL 8017) tête bombée large avec vis à clou tête fraisée plate zinguée noire
- Dunkelbrauner (RAL 8017) Rundkopf- Nylonschlagdübel mit schwarzer Senkkopf-Nagelschraube
- Taco clavo multiexpansión de nylon con collarín abombado, color marrón oscuro (RAL 8017), montado con tornillo con cabeza avellanada abombada de acero cincado negro
- Многораспорный нейлоновый дюбель-гвоздь коричневого цвета с полукруглым бортом в комплекте с оцинкованным черным шурупом с плоской потайной головкой



Item code	Anchor size $\varnothing \times L / t_{fix}$ (mm)	Screw size $\varnothing s \times Ls$ (mm)	Pcs. per box	Pcs. per carton
$\varnothing 5 / Pz 2$				
YZ 62 05 030	5 x 30 / 3	3,4 x 35	200	2.000
$\varnothing 6 / Pz 2$				
BD 02 06 030	6 x 30	4 x 30	200	2.000
YZ 62 06 035	6 x 35 / 3	3,8 x 40	200	2.000
YZ 62 06 040	6 x 40 / 8	3,8 x 45	200	2.000
YZ 62 06 050	6 x 50 / 18	3,8 x 55	200	2.000
YZ 62 06 060	6 x 60 / 28	3,8 x 65	200	2.000
YZ 62 06 080	6 x 80 / 48	3,8 x 85	100	1.000
YZ 62 06 100	6 x 100 / 68	3,8 x 105	100	1.000

⚠ Until stockout / Jusqu'à épuisement de stocks / Jusqu'à épuisement de stocks / Solange der Vorrat reicht / Hasta agotar existencias / до окончания стока

# YZ 65 - BD 05

## Mushroom head dark brown nylon anchor, with copper plated A2 (AISI 304) CSK head nail screw

- Cheville en nylon marron foncé tête bombée large, avec vis à clou tête fraisée plate en cuivre
- Dunkelbrauner Rundkopf - Nylonschlagdübel, mit Kupfer-Nagelschraube
- Taco clavo de nylon con collarín abombado, marrón oscuro, con tornillo con cabeza avellanada abombada de acero inoxidable A2 (AISI304) cuprífero
- Нейлоновый дюбель-гвоздь темно-коричневого цвета в комплекте с медным оцинкованным шурупом с полупотайной головкой



Item code	Anchor size $\varnothing \times L / t_{fix}$ (mm)	Screw size $\varnothing s \times Ls$ (mm)	Pcs. per box	Pcs. per carton
$\varnothing 6 / Pz 2$				
BD 05 06 030	6 x 30	4 x 30	200	2.000
YZ 65 06 040	6 x 40	4 x 40	200	2.000
YZ 65 06 050	6 x 50	4 x 50	200	2.000
YZ 65 06 060	6 x 60	4 x 60	200	2.000

⚠ Until stockout / Jusqu'à épuisement de stocks / Jusqu'à épuisement de stocks / Solange der Vorrat reicht / Hasta agotar existencias / до окончания стока

# BP 01

## 🇬🇧 Drywall screw bugle head, hardened, black phosphated, 1 bit free per box

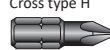
- 🇫🇷 Vis tête trompette pour carton-plâtre, en acier cémenté, phosphatée noire; un embout gratuit dans chaque boîte
- 🇩🇪 Phosphatierte schwarze Trompetenkopfschraube für Gipskarton, einsatzgehärtet; zu jeder Verpackung ein Bit kostenlos
- 🇪🇸 Tornillo para cartón-yeso, cabeza trompeta, acero cementado, fosfatado negro; una punta de atornillar en cada caja
- 🇷🇺 Фосфатированный шуруп-саморез для гипсокартонных стен, головка в виде горна с плоским верхом. В каждой коробке - один бит в подарок



DoP



One bit free per box



Cross type H

Box / Boîte / Verpackung  
Caja / Упаковка



Item code	Size Ø x L / L <sub>1</sub> (mm)	Pcs. per box	Pcs. per carton	Pcs. per pallet
Ø 3,5 / Ph 2				
<b>New Item</b> <b>CE</b> <b>BP 01 03 020</b>	3,5 x 20 / 15	1.000	10.000	360.000
<b>CE</b> <b>BP 01 03 025</b>	3,5 x 25 / 20	1.000	10.000	360.000
<b>CE</b> <b>BP 01 03 035</b>	3,5 x 35 / 30	1.000	10.000	240.000
<b>CE</b> <b>BP 01 03 045</b>	3,5 x 45 / 40	500	5.000	180.000
<b>CE</b> <b>BP 01 03 055</b>	3,5 x 55 / 50	500	5.000	120.000

**CE** CE Certified / Certifié CE / CE Zulassung / Certificado CE / Сертификат CE

**Fire Reaction A1** / Réaction au feu A1 / Brandverhalten A1 / Reacción al fuego A1 / Реакция на огонь A1

## BPB 32 Plastic box with BP01 screw / Boîte en plastique avec vis BP01 / Plastikbox mit BP01 Schraube / Bote con tornillos BP01 / ПЭТ коровка с шурупом BP01



Item code	Size Ø x L / L <sub>1</sub> (mm)	Pcs. per box	Boxes per carton
<b>CE</b> <b>BPB 32 51 000</b>	3,5 x 25 / 20	1.000	6

**CE** CE Certified / Certifié CE / CE Zulassung / Certificado CE / Сертификат CE

**Fire Reaction A1** / Réaction au feu A1 / Brandverhalten A1 / Reacción al fuego A1 / Реакция на огонь A1

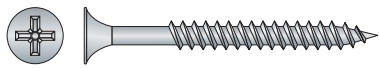
One bit free per box  
Cross type H



# BP 03

## 🇬🇧 Drywall screw bugle head, hardened, zinc plated, 1 bit free per box

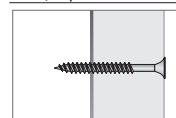
- 🇫🇷 Vis tête trompette pour carton-plâtre, en acier cémenté, zinguée; un embout gratuit dans chaque boîte
- 🇩🇪 Trompetenkopfschraube für Gipskarton, einsatzgehärtet, verzinkt; zu jeder Verpackung ein Bit kostenlos
- 🇪🇸 Tornillo para cartón-yeso, cabeza trompeta, acero cementado, cincado; una punta de atornillar en cada caja
- 🇷🇺 Оцинкованный шуруп-саморез из закаленной стали для гипсокартонных стен, головка в виде горна с плоским верхом. В каждой коробке - один бит в подарок




DoP



Usage / Utilisation / Benutzung /  
Uso / Применение



Box / Boîte / Verpackung  
Caja / Упаковка



Item code	Size Ø x L (mm)	Pcs. per box	Pcs. per carton
Ø 4,2 / Ph 2			
<b>CE</b> <b>BP 03 42 070</b>	4,2 x 70	200	2.000
<b>CE</b> <b>BP 03 42 080</b>	4,2 x 80	200	2.000
Ø 4,8 / Ph 2			
<b>CE</b> <b>BP 03 48 090</b>	4,8 x 90	200	2.000
<b>CE</b> <b>BP 03 48 100</b>	4,8 x 100	200	2.000
<b>CE</b> <b>BP 03 48 110</b>	4,8 x 110	200	2.000
<b>CE</b> <b>BP 03 48 120</b>	4,8 x 120	200	2.000

**CE** CE Certified / Certifié CE / CE Zulassung / Certificado CE / Сертификат CE

**Fire Reaction A1** / Réaction au feu A1 / Brandverhalten A1 / Reacción al fuego A1 / Реакция на огонь A1



# DU 01

## 🇬🇧 Drywall self drilling screw bugle head, hardened, black phosphated, 1 bit free per box

- 🇫🇷 Vis autoperceuse tête trompette, pour carton-plâtre, en acier cémenté, phosphatée noire; un embout gratuit dans chaque boîte
- 🇩🇪 Phosphatierte schwarze Bohrschraube mit Trompetenkopf einsatzgehärtet; zu jeder Verpackung ein Bit kostenlos
- 🇪🇸 Tornillo autotaladrante para cartón-yeso, cabeza trompeta, acero cementado, fosfatado negro; una punta de atornillar en cada caja
- 🇷🇺 Фосфатированный самосверлящий шуруп из закаленной стали для гипсокартонных стен, головка в виде горна с плоским верхом. В каждой коробке - один бит в подарок



DoP



One bit free per box  
Cross type H




Item code	Size Ø x L (mm)	Pcs. per box	Pcs. per carton
Ø 3,5 / Ph 2			
CE 🔥 DU 01 03 020	3,5 x 20	1.000	10.000
CE 🔥 DU 01 03 025	3,5 x 25	1.000	10.000
CE 🔥 DU 01 03 035	3,5 x 35	1.000	10.000
CE 🔥 DU 01 03 045	3,5 x 45	500	5.000
CE 🔥 DU 01 03 055	3,5 x 55	500	5.000

CE CE Certified / Certifié CE / CE Zulassung / Certificado CE / Сертификат CE

🔥 Fire Reaction A1 / Réaction au feu A1 / Brandverhalten A1 / Reacción al fuego A1 / Реакция на огонь A1

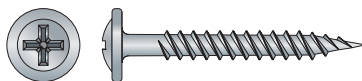
Box / Boîte / Verpackung  
Caja / Упаковка



# LC 01

## 🇬🇧 Modified truss head cross type H recess twinfast screw, sharp point, hardened, zinc plated

- 🇫🇷 Vis autotaraudeuse tête cylindrique avec rondelle intégrée, empreinte cruciformes type H, pointe coupante, en acier cémenté, zinguée
- 🇩🇪 Tellerkopf - Blechschrabe mit Unterlegscheibe Kreuzschlitz H, mit scharfer Spitze, einsatzgehärtet, verzinkt
- 🇪🇸 Tornillo autorroscante doble rosca con broca afilada, cabeza cilíndrica cruz tipo H con arandela estampada, acero cementado, cincado
- 🇷🇺 Оцинкованный шуруп-саморез с двойной резьбой из закаленной стали с крестообразным шлицем типа H



DoP



Item code	Size Ø x L / L <sub>1</sub> (mm)	Pcs. per box	Pcs. per carton
Ø 4,2 / Ph 2			
CE 🔥 LC 01 42 009	4,2 x 9,5	500	5.000
CE 🔥 LC 01 42 013	4,2 x 13	500	5.000
CE 🔥 LC 01 42 016	4,2 x 16	500	5.000
CE 🔥 LC 01 42 019	4,2 x 19	200	2.000
CE 🔥 LC 01 42 025	4,2 x 25	200	2.000
CE 🔥 LC 01 42 032	4,2 x 32	200	2.000
CE 🔥 LC 01 42 038	4,2 x 38	200	2.000

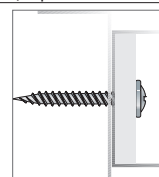
Ø 4,8 / Ph 2

CE 🔥 LC 01 48 013	4,8 x 13	500	5.000
CE 🔥 LC 01 48 016	4,8 x 16	500	5.000
CE 🔥 LC 01 48 019	4,8 x 19	200	2.000
CE 🔥 LC 01 48 025	4,8 x 25	200	2.000
CE 🔥 LC 01 48 032	4,8 x 32	200	2.000
CE 🔥 LC 01 48 038	4,8 x 38	200	2.000
CE 🔥 LC 01 48 050	4,8 x 50	100	1.000
CE 🔥 LC 01 48 060	4,8 x 60 / 50	100	1.000
CE 🔥 LC 01 48 070	4,8 x 70 / 50	100	1.000
CE 🔥 LC 01 48 080	4,8 x 80 / 50	100	1.000

CE CE Certified / Certifié CE / CE Zulassung / Certificado CE / Сертификат CE

🔥 Fire Reaction A1 / Réaction au feu A1 / Brandverhalten A1 / Reacción al fuego A1 / Реакция на огонь A1

Usage / Utilisation / Benutzung  
/ Uso / Применение



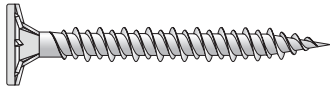
Box / Boîte / Verpackung  
Caja / Упаковка



# VJ 11

**🇬🇧 Ribbed double CSK wafer head cross type H recess self tapping screw (Hi-Lo) with sharp point, carbon steel, hardened, special coating "Steel Saver® 1000h - R"**

- 🇫🇷 Vis autotaraudeuse tête fraisée plate à double évasement, empreinte cruciformes type H en acier au carbone, finition spéciale "Steel Saver® 1000h - R"
- 🇩🇪 Spanplatten- Blechschraube mit Doppelsenkung und Kreuzschlitzkopf H aus Kohlenstoffstahl, einsatzgehärtet, spezielle Hochleistungsbehandlung "Steel Saver® 1000h - R"
- 🇪🇸 Tornillo autorroscante (rosca Hi-Lo) con broca afilada, cabeza avellanada con cruz tipo H con estrías avellanadoras, acero cementado, acabado especial "Steel Saver® 1000h - R"
- 🇷🇺 Шуруп остроконечный с потайной головкой и переменным диаметром резьбы (Hi-Lo). Материал - закаленная углеродистая сталь с покрытием "Steel Saver® 1000h - R" (1000 часов соляном тумане)



DoP

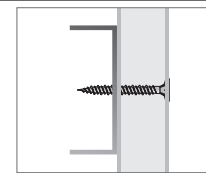


"Steel Saver® 1000h - R" special coating


Tecfi "Steel Saver® 1000h - R" special coating guarantees a very high Salt Spray Test corrosion resistance, up to 20 times higher than standard zinc plating coatings.

Please see technical details on page 14

Usage / Utilisation / Benutzung  
Uso / Применение



Box / Boîte / Verpackung  
Caja / Упаковка



Item code	Size Ø x L (mm)	Tfix (Fixture thickness)		Pcs. per box	Pcs. per carton
		min	max		
Ø 4,4 / Ph 2					
CE 🔥 VJ 11 44 025	4,4 x 25	7	14	500	5.000
CE 🔥 VJ 11 44 032	4,4 x 32	7	21	500	5.000
CE 🔥 VJ 11 44 038	4,4 x 38	7	27	250	2.500
CE 🔥 VJ 11 44 045	4,4 x 45	7	34	250	2.500
CE 🔥 VJ 11 44 055	4,4 x 55	7	44	250	2.500

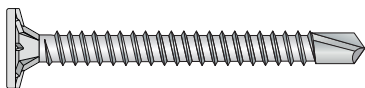
CE Certified / Certifié CE / CE Zulassung / Certificado CE / Сертификат CE

🔥 Fire Reaction A1 / Réaction au feu A1 / Brandverhalten A1 / Reacción al fuego A1 / Реакция на огонь A1

# VN 11

**🇬🇧 Ribbed double CSK wafer head cross type H recess self drilling screw, carbon steel, hardened, special coating "Steel Saver® 1000h - R"**

- 🇫🇷 Vis autoperceuse tête fraisée plate à double évasement, empreinte cruciformes type H en acier au carbone, finition spéciale "Steel Saver® 1000h - R"
- 🇩🇪 Spanplatten- Bohrschraube mit Doppelsenkung und Kreuzschlitzkopf H aus Kohlenstoffstahl, einsatzgehärtet, spezielle Hochleistungsbehandlung "Steel Saver® 1000h - R"
- 🇪🇸 Tornillo autotaladrante, cabeza avellanada con cruz tipo H con estrías avellanadoras, acero cementado, acabado especial "Steel Saver® 1000h - R"
- 🇷🇺 Шуруп самосверлящий с потайной головкой и шлицом Type H. Материал - закаленная углеродистая сталь с покрытием "Steel Saver® 1000h - R" (1000 часов соляном тумане)



DoP

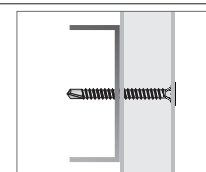


"Steel Saver® 1000h - R" special coating


Tecfi "Steel Saver® 1000h - R" special coating guarantees a very high Salt Spray Test corrosion resistance, up to 20 times higher than standard zinc plating coatings.

Please see technical details on page 14

Usage / Utilisation / Benutzung  
Uso / Применение



Box / Boîte / Verpackung  
Caja / Упаковка



Item code	Size Ø x L (mm)	Tfix (Fixture thickness)		Pcs. per box	Pcs. per carton
		min	max		
Ø 4,4 / Ph 2					
CE 🔥 VN 11 42 025	4,2 x 25	7	15	500	5.000
CE 🔥 VN 11 42 032	4,2 x 32	7	22	500	5.000
CE 🔥 VN 11 42 038	4,2 x 38	7	28	250	2.500
CE 🔥 VN 11 42 045	4,2 x 45	7	35	250	2.500
CE 🔥 VN 11 42 055	4,2 x 55	7	45	250	2.500

CE Certified / Certifié CE / CE Zulassung / Certificado CE / Сертификат CE

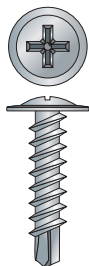
🔥 Fire Reaction A1 / Réaction au feu A1 / Brandverhalten A1 / Reacción al fuego A1 / Реакция на огонь A1

# CI

## Modified truss head cross type H recess self drilling screw, hardened

- Vis autoperceuse tête cylindrique avec rondelle intégrée, empreinte cruciformes type H, en acier cémenté
- Tellerkopf - Bohrschraube mit Unterlegscheibe, Kreuzschlitz H, einsatzgehärtet
- Tornillo autotaladrante, cabeza cilíndrica cruz tipo H con arandela estampada, acero cementado
- Самосверлящий шуруп из закаленной стали с полукруглой головкой с пресс-шайбой с крестообразным шлицем типа H

**CI 01** zinc plated / zinguée / verzinkt / cincado / оцинкованный



Item code	Size	Pcs. per box	Pcs. per carton
Ø x L (mm)			
<b>Ø 4,2 / Ph 2 / drilling capacity: 3 mm</b>			
CI 01 42 013	4,2 x 13	500	5.000
CI 01 42 016	4,2 x 16	500	5.000
CI 01 42 019	4,2 x 19	500	5.000
CI 01 42 022	4,2 x 22	200	2.000
CI 01 42 025	4,2 x 25	200	2.000
CI 01 42 032	4,2 x 32	200	2.000
CI 01 42 038	4,2 x 38	200	2.000
<b>Ø 4,8 / Ph 2 / drilling capacity: 4 mm</b>			
CI 01 48 013	4,8 x 13	500	5.000
CI 01 48 016	4,8 x 16	500	5.000
CI 01 48 019	4,8 x 19	500	5.000
CI 01 48 022	4,8 x 22	200	2.000
CI 01 48 025	4,8 x 25	200	2.000
CI 01 48 032	4,8 x 32	200	2.000
CI 01 48 038	4,8 x 38	200	2.000
CI 01 48 050	4,8 x 50	200	2.000
CI 01 48 060	4,8 x 60	100	1.000
CI 01 48 070	4,8 x 70	100	1.000
CI 01 48 080	4,8 x 80	100	1.000

CE Certified / Certifié CE / CE Zulassung / Certificado CE / Сертификат CE

Fire Reaction A1 / Réaction au feu A1 / Brandverhalten A1 / Reacción al fuego A1 / Реакция на огонь A1

**CI 03** black zinc plated / zinguée noire / schwarz verzinkt / cincado negro / оцинкованный черного



DoP

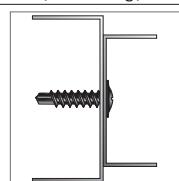


Item code	Size	Pcs. per box	Pcs. per carton
Ø x L (mm)			
<b>Ø 4,2 / Ph 2 / drilling capacity: 3 mm</b>			
CI 03 42 013	4,2 x 13	500	5.000
CI 03 42 016	4,2 x 16	500	5.000
CI 03 42 019	4,2 x 19	500	5.000
CI 03 42 025	4,2 x 25	200	2.000
CI 03 42 032	4,2 x 32	200	2.000
CI 03 42 038	4,2 x 38	200	2.000
<b>Ø 4,8 / Ph 2 / drilling capacity: 4 mm</b>			
CI 03 48 013	4,8 x 13	500	5.000
CI 03 48 016	4,8 x 16	500	5.000
CI 03 48 019	4,8 x 19	500	5.000
CI 03 48 025	4,8 x 25	200	2.000
CI 03 48 032	4,8 x 32	200	2.000
CI 03 48 038	4,8 x 38	200	2.000
CI 03 48 050	4,8 x 50	200	2.000
CI 03 48 060	4,8 x 60	100	1.000
CI 03 48 070	4,8 x 70	100	1.000
CI 03 48 080	4,8 x 80	100	1.000


CE Certified / Certifié CE / CE Zulassung / Certificado CE / Сертификат CE

Fire Reaction A1 / Réaction au feu A1 / Brandverhalten A1 / Reacción al fuego A1 / Реакция на огонь A1

Usage / Utilisation / Benutzung / Uso / Применение







Box / Boîte / Verpackung  
Caja / Упаковка



# BJ

## Steel toggle anchor (Ø 14 mm) with spring, zinc plated

-  Cheville à ressort (Ø 14 mm) en acier zingué
-  Verzinkter Federklappdübel (Ø 14 mm)
-  Palomilla (Ø 14 mm), de acero cincado
-  Стальной оцинкованный пружинный анкер типа "зонтик" (Ø 14 mm)

### BJ 05 - BJ 01 with combi oval countersunk head screw and washer


avec vis tête fraisée bombée fendue et rondelle / mit Linsensenkopfschraube mit Schlitz und Scheibe / con tornillo cabeza avellanada abombada y arandela / овальной потайной головкой с комбинированным шлицем и шайбой



CrVI Free



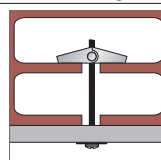
inBlister®  
488



Item code	Screw Size <i>M x L (mm)</i>	Drill hole diameter <i>do (mm)</i>	Pcs. per box	Pcs. per carton
<b>Metric machine thread (cylinder nut)</b>				
New Item BJ 25 04 075	M4 x 75	12	50	500
New Item BJ 25 04 120	M4 x 120	12	50	500
New Item BJ 05 04 080	M4 x 80	14	50	500
New Item BJ 05 05 080	M5 x 80	14	50	500
New Item BJ 05 05 120	M5 x 120	14	50	500
New Item BJ 45 06 100	M6 x 100	18	25	250
<b>Inches machine thread (rectangular flat nut)</b>				
BJ 01 00 080	3/16" x 80	16	50	500

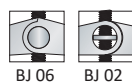
Usage / Utilisation / Benutzung / Uso / Применение

Box / Boîte / Verpackung / Caja / Упаковка



### BJ 06 - BJ 02 with hook screw


avec crochet rond / mit Rundhaken / con gancho curvo / с потолочным крюком



CrVI Free



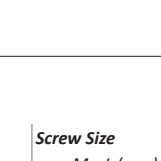
inBlister®  
488



Item code	Screw Size <i>M x L (mm)</i>	Drill hole diameter <i>do (mm)</i>	Pcs. per box	Pcs. per carton
<b>Metric machine thread (cylinder nut)</b>				
New Item BJ 26 04 070	M4 x 70	12	50	500
New Item BJ 06 04 070	M4 x 70	14	50	500
New Item BJ 06 05 070	M5 x 70	14	50	500
New Item BJ 46 06 075	M6 x 75	18	25	250
<b>Inches machine thread (rectangular flat nut)</b>				
BJ 02 00 070	3/16" x 70	16	50	500

Usage / Utilisation / Benutzung / Uso / Применение

Box / Boîte / Verpackung / Caja / Упаковка



### BJ 07 - BJ 03 with eye screw

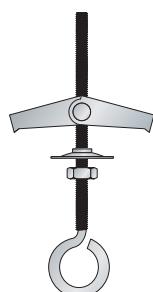
avec œillet / mit Augenschraube / con argolla / с замкнутым крюком



CrVI Free




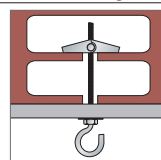
inBlister®  
488



Item code	Screw Size <i>M x L (mm)</i>	Drill hole diameter <i>do (mm)</i>	Pcs. per box	Pcs. per carton
<b>Metric machine thread (cylinder nut)</b>				
New Item BJ 27 04 070	M4 x 70	12	50	500
New Item BJ 07 04 070	M4 x 70	14	50	500
New Item BJ 07 05 070	M5 x 70	14	50	500
New Item BJ 47 06 075	M6 x 75	18	25	250
<b>Inches machine thread (rectangular flat nut)</b>				
BJ 03 00 070	3/16" x 70	16	50	500

Usage / Utilisation / Benutzung / Uso / Применение

Box / Boîte / Verpackung / Caja / Упаковка



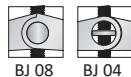
# BJ

## Steel toggle anchor (Ø 14 mm) with spring, zinc plated

- Cheville à ressort (Ø 14 mm) en acier zingué
- Verzinkter Federklappdübel (Ø 14 mm)
- Palomilla (Ø 14 mm), de acero cincado
- Стальной оцинкованный пружинный анкер типа "зонтик" (Ø 14 mm)

### BJ 08 - BJ 04 with stud, two nuts and washers


avec tige, deux écrous et deux rondelles / mit Stange, zwei Schraubenmutter und zwei Scheiben / con varilla, dos tuercas y dos arandelas / со стойкой, двумя гайками и шайбами



BJ 08 BJ 04

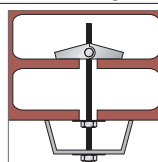


CrVI Free




Item code	Stud Size M x L (mm)	Drill hole diameter d <sub>o</sub> (mm)	Pcs. per box	Pcs. per carton
<b>Metric machine thread (cylinder nut)</b>				
<b>New Item</b> BJ 28 04 080	M4 x 80	12	50	500
BJ 08 04 095	M4 x 95	14	50	500
<b>New Item</b> BJ 08 05 100	M5 x 100	14	50	500
<b>New Item</b> BJ 48 06 095	M6 x 95	18	25	250
<b>Inches machine thread (rectangular flat nut)</b>				
BJ 04 00 080	3/16" x 80	16	50	500

Usage / Utilisation / Benutzung / Uso / Применение

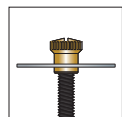


Box / Boîte / Verpackung / Caja / Упаковка




### BJ 09 slotted knurled blind nut and washer

vec tige, écrou borgne fendu moleté et rondelle / mit Stange, gerändelter Hutmutter mit Schlitz und Scheibe / con varilla, arandela y tuerca ciega estriada con ranura / со стойкой, гайкой и шайбой

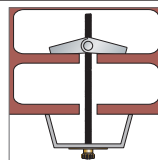


CrVI Free




Item code	Stud Size M x L (mm)	Drill hole diameter d <sub>o</sub> (mm)	Pcs. per box	Pcs. per carton
<b>Metric machine thread (cylinder nut)</b>				
BJ 09 04 095	M4 x 95	14	50	500

Usage / Utilisation / Benutzung / Uso / Применение







Box / Boîte / Verpackung / Caja / Упаковка

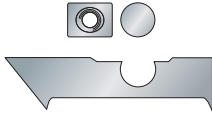


# BK

## Gravity toggle, zinc plated

-  Cheville à bascule, zingué
-  Verzinkter Kippdübel
-  Basculante, de acero cincado
-  Стальной оцинкованный пружинный анкер

**BK 00** body and M6 cylinder nut only / selement bascule et écrou cylindrique M6 / nur Kippdübel mit zylindrischer Schraubenmutter M6 / basculante y tuerca cilíndrica M6 / Стальной оцинкованный пружинный анкер с цилиндрической гайкой M6



Item code	Size	Pcs. per box	Pcs. per carton
	M		
<b>BK 00 06 000</b>	M6	100	1.000

**BK 01** with M6-M8 hook screw, nut and washer

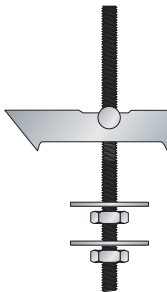
avec crochet rond M6-M8, rondelle et écrou / mit Rundhaken M6-M8, Scheibe und Schraubenmutter / con gancho curvo M6-M8, tuerca y arandela / с потолочным крюком M6-M8, гайкой и шайбой



Item code	Screw Size M x L (mm)	Drill hole diameter Ø (mm)	Pcs. per box	Pcs. per carton
<b>Hook screw M6</b>				
<b>BK 01 06 075</b>	M6 x 75	16 / 17	50	500
<b>Hook screw M8</b>				
<b>BK 01 08 100</b>	M8 x 100	20	25	250

**BK 02** with M6-M8 stud, two nuts and washers

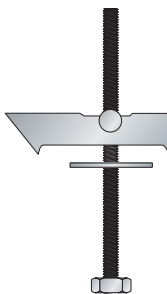
avec tige M6-M8, deux rondelles et deux écrous / mit Stange M6-M8, zwei Scheiben und zwei Schraubenmutter / con varilla M6-M8, dos tuercas y dos arandelas / со стойкой M6-M8, двумя гайками и шайбами



Item code	Stud Size M x L (mm)	Drill hole diameter Ø (mm)	Pcs. per box	Pcs. per carton
<b>Stud M6</b>				
<b>BK 02 06 100</b>	M6 x 100	16 / 17	50	500
<b>Stud M8</b>				
<b>BK 02 08 100</b>	M8 x 100	20	25	250

**BK 03** with M6 DIN 558 hex head screw and washer

avec DIN 558 vis tête hexagonale et rondelle / mit DIN 558 Sechskantschraube und Scheibe / con tornillo cabeza hexagonal DIN 558 y arandela / с болтом с шестигранной головкой DIN 558 и шайбой



Item code	Screw Size M x L (mm)	Drill hole diameter Ø (mm)	Pcs. per box	Pcs. per carton
<b>Screw M6</b>				
<b>BK 03 06 100</b>	M6 x 100	16 / 17	50	500


Technical  
Data Sheet



# HN 01

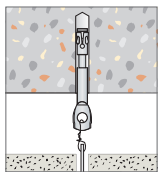
## 🇬🇧 Zinc plated steel tie wire anchor (hole in flat end diameter 6 mm)

- 🇫🇷 Cheville d'ancrage en acier zingué en tôle avec trou imprimé (diamètre 6 mm)
- 🇩🇪 Verzinkte Verankerung aus Blech, mit formgepresstem Loch (Durchmesser 6 mm)
- 🇪🇸 Anclaje con grapa, de acero cincado (agujero diám. 6mm en la extremidad llana)
- 🇷🇺 Оцинкованный потолочный анкер с глазком (диаметр отверстия в плоской части 6 мм)



Item code	Size Ø x L (mm)	Pcs. per box	Pcs. per carton
HN 01 06 060	6 x 60	100	1.000

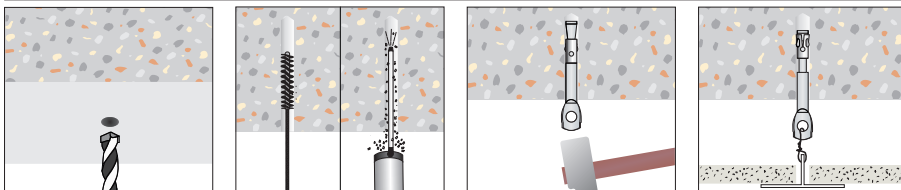
Usage / Utilisation / Benutzung / Uso / Применение



Technical Data Sheet



Installation sequence / Instructions de mise en oeuvre / Setzanweisung / Secuencia de instalación / Порядок монтажа



Box / Boîte / Verpackung / Caja / Упаковка











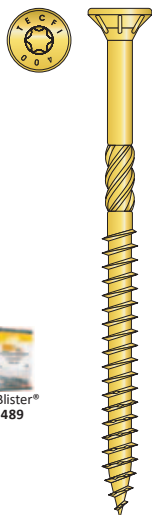
	✚ Flat CSK head with ribs 6-lobe recess chipboard screw, CE Certified	<ul style="list-style-type: none"> <li> Vis tête fraisée plate à six lobes, pour panneaux de particules</li> <li> Senkkopf- Spanplattenschraube, Innensechsrund</li> <li> Tornillo para aglomerado, cabeza avellanada 6 lóbulos internos</li> <li> Шуруп по дереву с шестигранным шлицем</li> </ul>	<b>280</b>
	✚ Special conical washers for TT-Woodpecker® CSK head screws	<ul style="list-style-type: none"> <li> Rondelles spéciales pour vis tête fraisée plate TT-Woodpecker®</li> <li> Spezielle Scheiben für TT-Woodpecker® Senkkopfschrauben</li> <li> Arandelas cónicas para tornillos TT-Woodpecker®</li> <li> Специальная коническая шайба для шурупов с плоской потайной головкой TT-Woodpecker®</li> </ul>	<b>282</b>
	✚ Flat CSK head chipboard screw various finishings, CE Certified	<ul style="list-style-type: none"> <li> Vis tête fraisée plate pour panneaux de particules en plusieurs finitions</li> <li> Senkkopf- Spanplattenschraube mit verschiedenen Behandlungen</li> <li> Tornillo para aglomerado, cabeza avellanada, varios acabados</li> <li> Шуруп по дереву из закаленной стали с плоской потайной головкой в разных отделах</li> </ul>	<b>284</b>
	✚ A2 Stainless Steel Flat CSK head chipboard screw, CE Certified	<ul style="list-style-type: none"> <li> Vis tête fraisée plate pour panneaux de particules en acier inox A2</li> <li> Senkkopf- Spanplattenschraube aus Edelstahl A2</li> <li> Tornillo para aglomerado, cabeza avellanada de Acero Inoxidable A2</li> <li> Шуруп по дереву из нержавеющей стали с плоской потайной головкой</li> </ul>	<b>302</b>
	✚ Flat CSK reduced head chipboard screw various finishings	<ul style="list-style-type: none"> <li> Vis autoperceuse tête fraisée réduite pour panneaux de particules, différentes finitions</li> <li> Senkkopf- Spanplattenschraube mit reduziertem Flachkopf und verschiedenen Spezialbehandlungen</li> <li> Tornillos para aglomerado con cabeza avellanada reducida, varios acabados</li> <li> Шуруп с уменьшенной потайной головкой в разных отделах</li> </ul>	<b>304</b>
	✚ Pan head chipboard screw, CE Certified	<ul style="list-style-type: none"> <li> Vis tête cylindrique pour panneaux de particules</li> <li> Zylinderkopf- Spanplattenschraube</li> <li> Tornillo para aglomerado, cabeza cilíndrica</li> <li> Шуруп по дереву с цилиндрической скругленной головкой</li> </ul>	<b>306</b>
	✚ Raised (oval) CSK head with ribs chipboard screw	<ul style="list-style-type: none"> <li> Vis tête fraisée bombée pour panneaux de particules</li> <li> Linsensenkopfschraube für Spanplatte</li> <li> Tornillo para aglomerado, cabeza avellanada abombada</li> <li> Шуруп по дереву с полупотайной головкой с насечками</li> </ul>	<b>309</b>
	✚ CSK and Pan head wood screw	<ul style="list-style-type: none"> <li> Vis tête fraisée plate et cylindrique</li> <li> Senkkopf - und Tellerkopf Schraube</li> <li> Tornillo para madera con cabeza avombada 6 lóbulos internos</li> <li> Шуруп с низкой полукруглой головкой</li> </ul>	<b>310</b>
	✚ DIN 571 Steel hexagonal head wood screws, CE Certified	<ul style="list-style-type: none"> <li> DIN 571 - Vis à bois tête hexagonale</li> <li> DIN 571 - Sechskant- Holzschraube</li> <li> DIN 571 - Tornillos para madera, cabeza hexagonal</li> <li> DIN 571 - Стальной шуруп с шестигранной головкой</li> </ul>	<b>312</b>
	✚ FLAT CSK head wood screws for BE series nylon anchors	<ul style="list-style-type: none"> <li> Vis à bois tête fraisée plate pour cheville nylon BE</li> <li> Senkkopf- Holzschraube für Nylohdübel BE</li> <li> Tornillos para madera con cabeza avellanada, para tacos de nylon serie BE</li> <li> Шурупы с плоской потайной головкой для нейлоновых дюбелей BE</li> </ul>	<b>314</b>
	✚ Mushroom head 6-lobe recess wood screws	<ul style="list-style-type: none"> <li> Vis spéciale à bois tête bombée à six lobes</li> <li> Spezielle Rundkopf- Holzschraube mit Innensechsrund</li> <li> Tornillos para madera con cabeza avellanada y cabeza cilíndrica</li> <li> Шуруп с низкой полукруглой головкой</li> </ul>	<b>315</b>
	✚ Special screws for VS-Handyplug universal anchors	<ul style="list-style-type: none"> <li> Vis à bois spéciale empreinte six lobes X pour chevilles VS- Handyplug®</li> <li> Spezielle Holzschraube mit Innensechsrund für VS- Handyplug® Nylohdübel</li> <li> Tornillos especial para madera, para tacos universales VS-Handyplug®</li> <li> Шуруп с плоской потайной головкой и шестигранным шлицем для дюбелей VS-Handyplug®</li> </ul>	<b>316</b>
	✚ “L”, hook and eye screws for wood	<ul style="list-style-type: none"> <li> Vis crochet droit, rond et oeillet à bois</li> <li> Holzschraube mit Haken, Rundhaken und Augenschraube</li> <li> Ganchos y argolla para madera</li> <li> “L”-образные шурупы, крюки и кольца для дерева</li> </ul>	<b>319</b>
	✚ Special screws with ring	<ul style="list-style-type: none"> <li> Vis spéciales</li> <li> Besondere Schrauben</li> <li> Tornilleria especial</li> <li> Специальный кольцо-шуруп</li> </ul>	<b>321</b>
	✚ Adhesives coloured round cover for screws	<ul style="list-style-type: none"> <li> Adhésif coloré pour vis</li> <li> Gefärbte Aufkleber für Schrauben</li> <li> Taponos adhesivos colorados para tornillos</li> <li> Цветные круглые наклейки для шурупов</li> </ul>	<b>322</b>
	✚ Wood beam connectors, ETA Approved	<ul style="list-style-type: none"> <li> Connecteurs pour le bois</li> <li> Holzverbinder</li> <li> Conectores para vigas de madera</li> <li> Перфорированный крепеж для дерева</li> </ul>	<b>324</b>
	✚ Wood post bases	<ul style="list-style-type: none"> <li> Pieds de poteau</li> <li> Einschlagbodenhülse</li> <li> Soportes para anclar vigas de madera al suelo</li> <li> Основания для деревянных балок</li> </ul>	<b>338</b>
	✚ KIT - Wood beam connectors and post bases	<ul style="list-style-type: none"> <li> Présentoir avec assortiment de connexions pour le bois</li> <li> Verkaufsständer mit Sortiment von Holz- und Balkenverbindungen</li> <li> Kit conectores y soportes para viga de madera</li> <li> Ассортимент соединений и опор для клееного бруса</li> </ul>	<b>342</b>
	✚ Steel plain washers extra large and Hex domed cap nuts	<ul style="list-style-type: none"> <li> Rondelles extra large et écrous barge à calotte</li> <li> Extra Scheiben und Hutmütter</li> <li> Arandelas anchos y tuercas ciegas</li> <li> Увеличенная шайба и колпачковая шестигранная гайка</li> </ul>	<b>344</b>

## ✚ Woodpecker® - Wood line

-  Woodpecker® - Ligne bois
-  Woodpecker® - Holz-Linie
-  Woodpecker® - Línea madera
-  Woodpecker® - Линии для дерева

**Flat CSK head with ribs 6-lobe recess chipboard screw with reamer and special patented thread, GOLD yellow ZP (CrVI free) and waxed**

- Vis tête fraisée plate à six lobes, pour panneaux de particules, avec nervures et alésoir, filetage breveté, zingué jaune or (sans CrVI)
- Senkkopf- Spanplattenschraube, Innensechsrund, mit Fräsrippen und Reibahle, Gewinde patentiert, GOLD gelb ZP (CrVI frei) verzinkt und gewachst
- Tornillo para aglomerado, cabeza avellanada 6 lóbulos internos con estrías avellanadoras, con fresa y especial rosca patentada, bicromatado (efecto dorado – libre de CrVI) y encerado
- Запатентованный оцинкованный шуруп по дереву золотого цвета (GOLD без содержания Cr6) с плоской потайной головкой с шестигранным шлицем, со спиральной накаткой на стержне и специальным восковым покрытием



CE Certified according to the EN 14592:2008+A1:2012, for structural timber applications. Nominal diameter and technical details in: DoP n. P1210/13-630-1-TT



"Gold type - CrVI free" special coating



The new Tecfi "Gold type - CrVI free" coating, is a very appreciated deep yellow zinc plating, totally in compliance with REACH Regulation. For more info, please see technical introduction on page 15.

Box / Boîte / Verpackung  
Caja / Упаковка

Usage / Utilisation / Benutzung  
Uso / Применение



Included in TADS - Tecfi Anchor Design Software for computer aided design of Anchorage.

**Tecfi Anchor Design Software**  
www.tecfi.it/tads

Item code	Screw size Ø x L / L <sub>1</sub> (mm)	Pcs. per box	Pcs. per carton
<b>Ø 6 / T-30</b>			
CE TT 02 06 080	6 x 80 / 45	100	1.000
CE TT 02 06 090	6 x 90 / 45	100	1.000
CE TT 02 06 100	6 x 100 / 60	100	1.000
CE TT 02 06 110	6 x 110 / 60	100	1.000
CE TT 02 06 120	6 x 120 / 60	100	1.000
CE TT 02 06 130	6 x 130 / 60	100	1.000
CE TT 02 06 140	6 x 140 / 60	100	1.000
CE TT 02 06 150	6 x 150 / 60	100	1.000
CE TT 02 06 160	6 x 160 / 80	100	1.000
CE TT 02 06 180	6 x 180 / 80	100	1.000
CE TT 02 06 200	6 x 200 / 80	100	1.000
CE TT 02 06 220	6 x 220 / 80	100	800
CE TT 02 06 240	6 x 240 / 80	50	250
CE TT 02 06 260	6 x 260 / 80	50	250
CE TT 02 06 280	6 x 280 / 80	50	250
CE TT 02 06 300	6 x 300 / 80	50	250
<b>Ø 8 / T-40</b>			
CE TT 02 08 080	8 x 80 / 50	100	1.000
CE TT 02 08 090	8 x 90 / 50	100	1.000
CE TT 02 08 100	8 x 100 / 60	100	1.000
CE TT 02 08 120	8 x 120 / 60	100	800
CE TT 02 08 140	8 x 140 / 60	50	400
CE TT 02 08 160	8 x 160 / 80	50	400
CE TT 02 08 180	8 x 180 / 80	50	400
CE TT 02 08 200	8 x 200 / 100	50	400
CE TT 02 08 220	8 x 220 / 100	50	400
CE TT 02 08 240	8 x 240 / 100	50	250
CE TT 02 08 260	8 x 260 / 100	50	250
CE TT 02 08 280	8 x 280 / 100	50	250
CE TT 02 08 300	8 x 300 / 100	50	250
CE TT 02 08 320	8 x 320 / 100	50	150
CE TT 02 08 340	8 x 340 / 100	50	150
CE TT 02 08 360	8 x 360 / 100	50	150
CE TT 02 08 380	8 x 380 / 100	50	150
CE TT 02 08 400	8 x 400 / 100	50	150
<b>Ø 10 / T-40</b>			
CE TT 02 10 080 *	10 x 80 / 60	50	600
CE TT 02 10 090 *	10 x 90 / 60	50	600
CE TT 02 10 100	10 x 100 / 60	50	600
CE TT 02 10 120	10 x 120 / 60	50	400
CE TT 02 10 140	10 x 140 / 60	50	400
CE TT 02 10 160	10 x 160 / 80	50	400
CE TT 02 10 180	10 x 180 / 80	50	350
CE TT 02 10 200	10 x 200 / 100	50	300
CE TT 02 10 220	10 x 220 / 100	50	300
CE TT 02 10 240	10 x 240 / 100	50	200
CE TT 02 10 260	10 x 260 / 100	50	200
CE TT 02 10 280	10 x 280 / 100	50	200
CE TT 02 10 300	10 x 300 / 100	50	200
CE TT 02 10 320	10 x 320 / 100	50	150
CE TT 02 10 340	10 x 340 / 100	50	150
CE TT 02 10 360	10 x 360 / 100	50	150
CE TT 02 10 380	10 x 380 / 100	50	150
CE TT 02 10 400	10 x 400 / 100	50	150

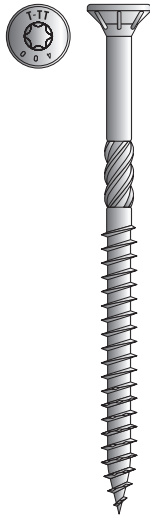
CE CE Certified / Certifié CE / CE Zulassung / Certificado CE / Сертификат CE

Fire Reaction A1 / Réaction au feu A1 / Brandverhalten A1 / Reacción al fuego A1 / Реакция на огонь A1

\* Without reamer / Mesures sans Alésoir / Maßnahmen ohne Reibahle / Medidas sin Escariador / Размеры без накатки

**🇬🇧 A2 (AISI 304) stainless steel Flat CSK head with ribs 6-lobe recess chipboard screw with reamer and special patented thread, passivated and waxed**

- 🇫🇷 Vis tête fraisée plate pour panneaux de particules, empreinte à six lobes, en acier inox A2 (AISI 304), avec filetage breveté et alésoir, passivée et cirée
- 🇩🇪 Spanplatte- Senkkopfschraube, Innensechsrund, aus Edelstahl A2 (AISI 304), Gewinde patentiert und Reibahle, passiviert und mit Wachs
- 🇪🇸 Tornillo para aglomerado, cabeza avellanada 6 lóbulos internos con estrías avellanadoras, con fresa y especial rosca patentada, de acero Inoxidable A2 (AISI 304), pasivado y encerado
- 🇷🇺 Шуруп по дереву из нержавеющей стали A2 (AISI 304) с плоской потайной головкой с шестигранным шлицем, с накаткой и запатентованной резьбой, со специальным восковым покрытием



Item code	Screw size Ø x L / L <sub>1</sub> (mm)	Pcs. per box	Pcs. per carton
Ø 6 / T-30			
CE 🔥 TT 50 06 080	6 x 80 / 45	100	1.000
CE 🔥 TT 50 06 100	6 x 100 / 60	100	1.000
CE 🔥 TT 50 06 120	6 x 120 / 60	100	1.000
CE 🔥 TT 50 06 140	6 x 140 / 60	100	1.000
CE 🔥 TT 50 06 160	6 x 160 / 80	100	1.000
CE 🔥 TT 50 06 180	6 x 180 / 80	100	1.000
CE 🔥 TT 50 06 200	6 x 200 / 80	100	1.000
CE 🔥 TT 50 06 220	6 x 220 / 80	100	800
CE 🔥 TT 50 06 240	6 x 240 / 80	50	250
CE 🔥 TT 50 06 260	6 x 260 / 80	50	250

CE Certified / Certifié CE / CE Zulassung / Certificado CE / Сертификат CE  
 🔥 Fire Reaction A1 / Réaction au feu A1 / Brandverhalten A1 / Reacción al fuego A1 / Реакция на огонь A1




CE Certified according to the EN 14592:2008+A1:2012, for structural timber applications. Nominal diameter and technical details in: DoP n. P1210/13-630-1-TT



Box / Boîte / Verpackung  
Caja / Упаковка

Usage / Utilisation / Benutzung  
Uso / Применение



WOOD TADS  
Included in TADS - Tecfi Anchor Design Software for computer aided design of Anchorage.

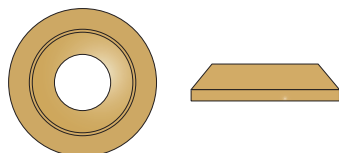
**Tecfi Anchor Design Software**  
www.tecfi.it/tads

# TTR 01



## Special conical washer for TT02 Woodpecker CSK head screw, GOLD yellow zinc plated (CrVI free)

- Rondelle conique en acier bichromaté (effet doré- sans CrVI), pour vis tête fraisée plate TT02 Woodpecker
- Spezialkugelscheibe für TT02 Woodpecker Senkkopfschraube, GOLD gelb (CrVI frei) verzinkt
- Arandela cónica especial de acero bicromatado (efecto dorado – libre de CrVI), para tornillos con cabeza avellanada TT02 Woodpecker
- Оцинкованная коническая шайба желтого цвета (GOLD без содержания Cr6) для шурупов с плоской потайной головкой TT02 Woodpecker



Item code	Size d x D (mm)	Pcs. per box	Pcs. per carton
For TT Ø 6 screw:			
<b>TTR 01 07 020</b>	7,6 x 20	200	2.400
For TT Ø 8 screw:			
<b>TTR 01 09 025</b>	9,5 x 25	200	1.600
For TT Ø 10 screw:			
<b>TTR 01 11 030</b>	11,4 x 30	200	1.000

Box / Boîte / Verpackung / Caja / Упаковка

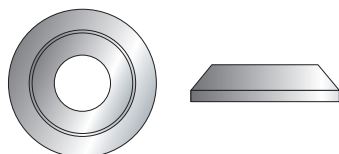


# TTR 50



## A2 (AISI 304) stainless steel special conical washer for TT50 Woodpecker CSK head screw

- Rondelle conique en acier inox A2 (AISI 304) pour vis tête fraisée plate TT50 Woodpecker
- Edelstahl A2 (AISI 304) Kugelscheibe, für TT50 Woodpecker Senkkopfschrauben
- Arandela cónica especial de acero Inoxidable A2 (AISI 304), para tornillos con cabeza avellanada TT50 Woodpecker
- Коническая шайба из нержавеющей стали A2 (AISI 304) для шурупов TT50 Woodpecker



Item code	Size d x D (mm)	Pcs. per box	Pcs. per carton
For TT Ø 6 screw:			
<b>TTR 50 07 020</b>	7,6 x 20	200	2.000
For TT Ø 8 screw:			
<b>TTR 50 09 025</b>	9,5 x 25	200	2.000
For TT Ø 10 screw:			
<b>TTR 50 11 030</b>	11,4 x 30	200	1.000

Box / Boîte / Verpackung / Caja / Упаковка



**Woodpecker®**  
Screws & wood accessories

## SCREWS FOR STRUCTURAL TIMBER APPLICATIONS



- ▶ Excellent performances thanks to a proper combination of selected materials and the special geometry of the screw
- ▶ Patented thread and special reamer, for a quick and safe installation in the hardest wood too
- ▶ The new Tecfi "Gold type - CrVI free" coating, is the very appreciated deep yellow zinc plating, totally in compliance with REACH 1907/2006(CE) Regulation



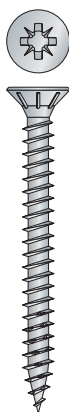
TT-Woodpecker® screws, to be used for structural timber applications, have achieved the CE Approval, according to the European Standard EN 14592:2008+A1:2012. During the Initial Type Testing performed by accredited laboratories, TT-Woodpecker® Screws have fulfilled all requirements provided by the Standard EN 14592:2008+A1:2012.



# TK 01

**Flat CSK head with ribs cross type Z recess chipboard screw with special patented thread, zinc plated and waxed**

- Vis à tête fraisée plate avec nervures pour panneaux de particules, empreinte cruciforme Type Z, avec filetage breveté, en acier cémenté, zinguée et cirée
- Senkkopf- Spanplattenschraube mit Fräsrippen, Kreuzschlitz Z, Gewinde patentiert, verzinkt und mit Wachs
- Tornillo para aglomerado, cabeza avellanada cruz tipo Z con estrías avellanadoras, especial rosca patentada, cincado y encerado
- Запатентованный оцинкованный шуруп по дереву из закаленной стали с плоской потайной головкой с насечками с крестообразным шлицем типа Z, со специальным восковым покрытием



CE Certified according to the EN 14592:2008+A1:2012, for structural timber applications.  
Nominal diameter and technical details in:  
DoP n. P1210/13-630-1-TK

Item code	Screw size Ø x L / L <sub>1</sub> (mm)	Pcs. per box	Pcs. per carton
<b>Ø 2,5 / Pz 1</b>			
CE TK 01 25 010	2,5 x 10	500	5.000
CE TK 01 25 012	2,5 x 12	500	5.000
CE TK 01 25 016	2,5 x 16	500	5.000
CE TK 01 25 018	2,5 x 18	500	5.000
CE TK 01 25 020	2,5 x 20	500	5.000
CE TK 01 25 025	2,5 x 25	500	5.000
<b>Ø 3 / Pz 1</b>			
TK 01 30 010	3 x 10	500	5.000
CE TK 01 30 012	3 x 12	500	5.000
in CE TK 01 30 016	3 x 16	500	5.000
CE TK 01 30 018	3 x 18	500	5.000
in CE TK 01 30 020	3 x 20	500	5.000
in CE TK 01 30 025	3 x 25	500	5.000
in CE TK 01 30 030	3 x 30	500	5.000
in CE TK 01 30 035	3 x 35	500	5.000
CE TK 01 30 040	3 x 40	500	5.000
CE TK 01 30 045	3 x 45	500	5.000
CE TK 01 30 050	3 x 50	500	5.000
<b>Ø 3,5 / Pz 2</b>			
TK 01 35 012	3,5 x 12	500	5.000
in CE TK 01 35 016	3,5 x 16	500	5.000
in CE TK 01 35 018	3,5 x 18	500	5.000
in CE TK 01 35 020	3,5 x 20	500	5.000
in CE TK 01 35 025	3,5 x 25	500	5.000
in CE TK 01 35 030	3,5 x 30	500	5.000
in CE TK 01 35 035	3,5 x 35	500	5.000
in CE TK 01 35 040	3,5 x 40	500	5.000
CE TK 01 35 045	3,5 x 45	500	5.000
in CE TK 01 35 050	3,5 x 50	500	5.000
<b>Ø 4 / Pz 2</b>			
in CE TK 01 40 016	4 x 16	500	5.000
CE TK 01 40 018	4 x 18	500	5.000
in CE TK 01 40 020	4 x 20	500	5.000
in CE TK 01 40 025	4 x 25	500	5.000
in CE TK 01 40 030	4 x 30	500	5.000
in CE TK 01 40 035	4 x 35	500	5.000
in CE TK 01 40 040	4 x 40	500	5.000
in CE TK 01 40 045	4 x 45	200	2.000
in CE TK 01 40 050	4 x 50	200	2.000
in CE TK 01 40 060	4 x 60	200	2.000
in CE TK 01 40 070	4 x 70 / 60	200	2.000
<b>Ø 4,5 / Pz 2</b>			
CE TK 01 45 020	4,5 x 20	500	5.000
CE TK 01 45 025	4,5 x 25	500	5.000
in CE TK 01 45 030	4,5 x 30	500	5.000
in CE TK 01 45 035	4,5 x 35	500	5.000
in CE TK 01 45 040	4,5 x 40	500	5.000
in CE TK 01 45 045	4,5 x 45	200	2.000
in CE TK 01 45 050	4,5 x 50	200	2.000
in CE TK 01 45 060	4,5 x 60	200	2.000
CE TK 01 45 070	4,5 x 70 / 60	200	2.000
in CE TK 01 45 080	4,5 x 80 / 60	200	2.000


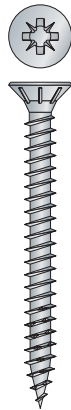
CE Certified / Certifié CE / CE Zulassung / Certificado CE / Сертификат CE

Fire Reaction A1 / Réaction au feu A1 / Brandverhalten A1 / Reacción al fuego A1 / Реакция на огонь A1

# TK 01

**Flat CSK head with ribs cross type Z recess chipboard screw with special patented thread, zinc plated and waxed**

- Vis à tête fraisée plate avec nervures pour panneaux de particules, empreinte cruciforme Type Z, avec filetage breveté, en acier cémenté, zinguée et cirée
- Senkkopf- Spanplattenschraube mit Fräsrippen, Kreuzschlitz Z, Gewinde patentiert, verzinkt und mit Wachs
- Tornillo para aglomerado, cabeza avellanada cruz tipo Z con estrías avellanadoras, especial rosca patentada, cincado y encerado
- Запатентованный оцинкованный шуруп по дереву из закаленной стали с плоской потайной головкой с насечками с крестообразным шлицем типа Z, со специальным восковым покрытием



CE Certified according to the EN 14592:2008+A1:2012, for structural timber applications.  
Nominal diameter and technical details in:  
DoP n. P1210/13-630-1-TK

Item code	Screw size Ø x L / L <sub>1</sub> (mm)	Pcs. per box	Pcs. per carton
<b>Ø 5 / Pz 2</b>			
CE TK 01 50 020	5 x 20	500	5.000
CE TK 01 50 025	5 x 25	500	5.000
IN CE TK 01 50 030	5 x 30	500	5.000
CE TK 01 50 035	5 x 35	500	5.000
IN CE TK 01 50 040	5 x 40	200	2.000
CE TK 01 50 045	5 x 45	200	2.000
IN CE TK 01 50 050	5 x 50	200	2.000
IN CE TK 01 50 060	5 x 60	200	2.000
IN CE TK 01 50 070	5 x 70 / 60	200	2.000
IN CE TK 01 50 080	5 x 80 / 60	200	2.000
CE TK 01 50 090	5 x 90 / 60	100	1.000
CE TK 01 50 100	5 x 100 / 60	100	1.000
CE TK 01 50 120	5 x 120 / 70	100	1.000
<b>Ø 6 / Pz 3</b>			
CE TK 01 60 030	6 x 30	200	2.000
IN CE TK 01 60 040	6 x 40	200	2.000
IN CE TK 01 60 050	6 x 50	200	2.000
IN CE TK 01 60 060	6 x 60	200	2.000
CE TK 01 60 070	6 x 70 / 60	200	2.000
IN CE TK 01 60 080	6 x 80 / 60	200	2.000
CE TK 01 60 090	6 x 90 / 60	100	1.000
IN CE TK 01 60 100	6 x 100 / 60	100	1.000
IN CE TK 01 60 120	6 x 120 / 70	100	1.000

CE CE Certified / Certifié CE / CE Zulassung / Certificado CE / Сертификат CE

Fire Reaction A1 / Réaction au feu A1 / Brandverhalten A1 / Reacción al fuego A1 / Реакция на огонь A1

Usage / Utilisation / Benutzung  
Uso / Применение



Included in TADS - Tecfi Anchor Design Software for computer aided design of Anchorage.

**Tecfi Anchor Design Software**  
[www.tecfi.it/tads](http://www.tecfi.it/tads)

DoP



Box / Boîte / Verpackung / Caja  
Упаковка



# TK 02

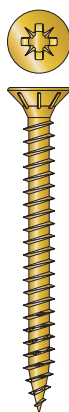
**Flat CSK head with ribs cross type Z recess chipboard screw with special patented thread, GOLD yellow ZP (CrVI free) and waxed**

Vis à tête fraisée plate avec nervures pour panneaux de particules, empreinte cruciforme Type Z, avec filetage breveté, en acier cémenté, zingué jaune or (sans CrVI)

Senkkopf- Spanplattenschraube mit Fräsrippen, Kreuzschlitz Z, Gewinde patentiert, GOLD gelb ZP (CrVI frei) verzinkt und gewachst

Tornillo para aglomerado, cabeza avellanada cruz tipo Z con estrías avellanadoras, especial rosca patentada, bicromatado (efecto dorado - libre de CrVI) y encerado

Запатентованный оцинкованный шуруп по дереву золотого цвета (GOLD без содержания Cr6) с плоской потайной головкой с шестигранным шлицем, со спиральной накаткой на стержне и специальным восковым покрытием



CE Certified according to the EN 14592:2008+A1:2012, for structural timber applications.

Nominal diameter and technical details in:

DoP n. P1210/13-630-1-TK

Item code	Screw size Ø x L / L <sub>1</sub> (mm)	Pcs. per box	Pcs. per carton
-----------	---	--------------	-----------------

Ø 2,5 - Pz 1

CE	TK 02 25 010	2,5 x 10	500	5.000
CE	TK 02 25 012	2,5 x 12	500	5.000
CE	TK 02 25 016	2,5 x 16	500	5.000
CE	TK 02 25 018	2,5 x 18	500	5.000
CE	TK 02 25 020	2,5 x 20	500	5.000
CE	TK 02 25 025	2,5 x 25	500	5.000
CE	TK 02 25 030	2,5 x 30	500	5.000

Ø 3 - Pz 1

	TK 02 30 010	3 x 10	500	5.000
CE	TK 02 30 012	3 x 12	500	5.000
in CE	TK 02 30 016	3 x 16	500	5.000
CE	TK 02 30 018	3 x 18	500	5.000
in CE	TK 02 30 020	3 x 20	500	5.000
in CE	TK 02 30 025	3 x 25	500	5.000
in CE	TK 02 30 030	3 x 30	500	5.000
in CE	TK 02 30 035	3 x 35	500	5.000
CE	TK 02 30 040	3 x 40	500	5.000
CE	TK 02 30 045	3 x 45	500	5.000
CE	TK 02 30 050	3 x 50	500	5.000

Ø 3,5 - Pz 2

	TK 02 35 012	3,5 x 12	500	5.000
in CE	TK 02 35 016	3,5 x 16	500	5.000
in CE	TK 02 35 018	3,5 x 18	500	5.000
in CE	TK 02 35 020	3,5 x 20	500	5.000
in CE	TK 02 35 025	3,5 x 25	500	5.000
in CE	TK 02 35 030	3,5 x 30	500	5.000
in CE	TK 02 35 035	3,5 x 35	500	5.000
in CE	TK 02 35 040	3,5 x 40	500	5.000
CE	TK 02 35 045	3,5 x 45	500	5.000
in CE	TK 02 35 050	3,5 x 50	500	5.000
CE	TK 02 35 060	3,5 x 60	200	2.000
CE	TK 02 35 070	3,5 x 70 / 60	200	2.000

Ø 4 - Pz 2

in CE	TK 02 40 016	4 x 16	500	5.000
CE	TK 02 40 018	4 x 18	500	5.000
in CE	TK 02 40 020	4 x 20	500	5.000
in CE	TK 02 40 025	4 x 25	500	5.000
in CE	TK 02 40 030	4 x 30	500	5.000
in CE	TK 02 40 035	4 x 35	500	5.000
in CE	TK 02 40 040	4 x 40	500	5.000
in CE	TK 02 40 045	4 x 45	200	2.000
in CE	TK 02 40 050	4 x 50	200	2.000
in CE	TK 02 40 060	4 x 60	200	2.000
in CE	TK 02 40 070	4 x 70 / 60	200	2.000

CE CE Certified / Certifié CE / CE Zulassung / Certificado CE / Сертификат CE


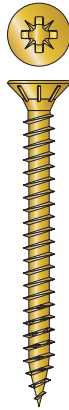
Fire Reaction A1 / Réaction au feu A1 / Brandverhalten A1 / Reacción al fuego A1 / Реакция на огонь A1



# TK 02

**Flat CSK head with ribs cross type Z recess chipboard screw with special patented thread, GOLD yellow ZP (CrVI free) and waxed**

- Vis à tête fraisée plate avec nervures pour panneaux de particules, empreinte cruciforme Type Z, avec filetage breveté, en acier cémenté, zingué jaune or (sans CrVI)
- Senkkopf- Spanplattenschraube mit Fräsrippen, Kreuzschlitz Z, Gewinde patentiert, GOLD gelb ZP (CrVI frei) verzinkt und gewachst
- Tornillo para aglomerado, cabeza avellanada cruz tipo Z con estrías avellanadoras, especial rosca patentada, bicromatado (efecto dorado - libre de CrVI) y encerado
- Запатентованный оцинкованный шуруп по дереву золотого цвета (GOLD без содержания Cr6) с плоской потайной головкой с шестигранным шлицем, со спиральной накаткой на стержне и специальным восковым покрытием



CE Certified according to the EN 14592:2008+A1:2012, for structural timber applications.  
Nominal diameter and technical details in:  
DoP n. P1210/13-630-1-TK

Item code	Screw size Ø x L / L <sub>1</sub> (mm)	Pcs. per box	Pcs. per carton
<b>Ø 4,5 - Pz 2</b>			
CE TK 02 45 020	4,5 x 20	500	5.000
CE TK 02 45 025	4,5 x 25	500	5.000
in CE TK 02 45 030	4,5 x 30	500	5.000
in CE TK 02 45 035	4,5 x 35	500	5.000
in CE TK 02 45 040	4,5 x 40	500	5.000
in CE TK 02 45 045	4,5 x 45	200	2.000
in CE TK 02 45 050	4,5 x 50	200	2.000
in CE TK 02 45 060	4,5 x 60	200	2.000
CE TK 02 45 070	4,5 x 70 / 60	200	2.000
in CE TK 02 45 080	4,5 x 80 / 60	200	2.000
<b>Ø 5 / Pz 2</b>			
CE TK 02 50 020	5 x 20	500	5.000
CE TK 02 50 025	5 x 25	500	5.000
in CE TK 02 50 030	5 x 30	500	5.000
CE TK 02 50 035	5 x 35	500	5.000
in CE TK 02 50 040	5 x 40	200	2.000
CE TK 02 50 045	5 x 45	200	2.000
in CE TK 02 50 050	5 x 50	200	2.000
in CE TK 02 50 060	5 x 60	200	2.000
in CE TK 02 50 070	5 x 70 / 60	200	2.000
in CE TK 02 50 080	5 x 80 / 60	200	2.000
CE TK 02 50 090	5 x 90 / 60	100	1.000
CE TK 02 50 100	5 x 100 / 60	100	1.000
CE TK 02 50 110	5 x 110 / 70	100	1.000
<b>Ø 6 / Pz 3</b>			
CE TK 02 60 030	6 x 30	200	2.000
in CE TK 02 60 040	6 x 40	200	2.000
in CE TK 02 60 050	6 x 50	200	2.000
in CE TK 02 60 060	6 x 60	200	2.000
CE TK 02 60 070	6 x 70 / 60	200	2.000
in CE TK 02 60 080	6 x 80 / 60	200	2.000
CE TK 02 60 090	6 x 90 / 60	100	1.000
in CE TK 02 60 100	6 x 100 / 60	100	1.000

CE CE Certified / Certifié CE / CE Zulassung / Certificado CE / Сертификат CE  
 Fire Reaction A1 / Réaction au feu A1 / Brandverhalten A1 / Reacción al fuego A1 / Реакция на огонь A1

"Gold type - CrVI free" special coating



The new Tecfi "Gold type - CrVI free" coating, is a very appreciated deep yellow zinc plating, totally in compliance with REACH Regulation. For more info, please see technical introduction on page 15.

Usage / Utilisation / Benutzung  
 Uso / Применение



Included in TADS - Tecfi Anchor Design Software for computer aided design of Anchorage.

**Tecfi Anchor Design Software**  
[www.tecfi.it/tads](http://www.tecfi.it/tads)

DoP




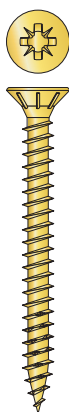
Box / Boîte / Verpackung / Caja  
 Упаковка



# TK 03

## Flat CSK head with ribs cross type Z recess chipboard screw with special patented thread, brass plated and waxed

- Vis à tête fraisée plate avec nervures pour panneaux de particules, empreinte cruciforme Type Z, avec filetage breveté, en acier cémenté, laitonée et cirée
- Senkkopf- Spanplattenschraube mit Fräsrippen, Kreuzschlitz Z, Gewinde patentiert, vermessingt und mit Wachs
- Tornillo para aglomerado, cabeza avellanada cruz tipo Z con estrías avellanadoras, especial rosca patentada, latonado y encerado
- Запатентованный латунный шуруп по дереву из закаленной стали с плоской потайной головкой с насечками с крестообразным шлицем типа Z, со специальным восковым покрытием



CE Certified according to the EN 14592:2008+A1:2012, for structural timber applications.  
Nominal diameter and technical details in:  
DoP n. P1210/13-630-1-TK

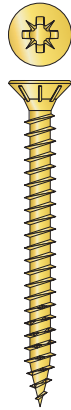
Item code	Screw size Ø x L / L <sub>1</sub> (mm)	Pcs. per box	Pcs. per carton
<b>Ø 2,5 / Pz 1</b>			
CE TK 03 25 010	2,5 x 10	500	5.000
CE TK 03 25 012	2,5 x 12	500	5.000
CE TK 03 25 016	2,5 x 16	500	5.000
CE TK 03 25 020	2,5 x 20	500	5.000
CE TK 03 25 025	2,5 x 25	500	5.000
CE TK 03 25 030	2,5 x 30	500	5.000
<b>Ø 3 / Pz 1</b>			
CE TK 03 30 016	3 x 16	500	5.000
CE TK 03 30 020	3 x 20	500	5.000
CE TK 03 30 025	3 x 25	500	5.000
CE TK 03 30 030	3 x 30	500	5.000
CE TK 03 30 035	3 x 35	500	5.000
CE TK 03 30 040	3 x 40	500	5.000
<b>Ø 3,5 / Pz 2</b>			
CE TK 03 35 016	3,5 x 16	500	5.000
CE TK 03 35 020	3,5 x 20	500	5.000
CE TK 03 35 025	3,5 x 25	500	5.000
CE TK 03 35 030	3,5 x 30	500	5.000
CE TK 03 35 035	3,5 x 35	500	5.000
CE TK 03 35 040	3,5 x 40	500	5.000
CE TK 03 35 050	3,5 x 50	500	5.000
<b>Ø 4 / Pz 2</b>			
CE TK 03 40 016	4 x 16	500	5.000
CE TK 03 40 020	4 x 20	500	5.000
CE TK 03 40 025	4 x 25	500	5.000
CE TK 03 40 030	4 x 30	500	5.000
CE TK 03 40 035	4 x 35	500	5.000
CE TK 03 40 040	4 x 40	500	5.000
CE TK 03 40 045	4 x 45	200	2.000
CE TK 03 40 050	4 x 50	200	2.000
CE TK 03 40 060	4 x 60	200	2.000
CE TK 03 40 070	4 x 70 / 60	200	2.000
<b>Ø 4,5 / Pz 2</b>			
CE TK 03 45 020	4,5 x 20	500	5.000
CE TK 03 45 025	4,5 x 25	500	5.000
CE TK 03 45 030	4,5 x 30	500	5.000
CE TK 03 45 035	4,5 x 35	500	5.000
CE TK 03 45 040	4,5 x 40	500	5.000
CE TK 03 45 045	4,5 x 45	200	2.000
CE TK 03 45 050	4,5 x 50	200	2.000
CE TK 03 45 060	4,5 x 60	200	2.000
CE TK 03 45 070	4,5 x 70 / 60	200	2.000

CE Certified / Certifié CE / CE Zulassung / Certificado CE / Сертификат CE >>>  
Fire Reaction A1 / Réaction au feu A1 / Brandverhalten A1 / Reacción al fuego A1 / Реакция на огонь A1

# TK 03

## Flat CSK head with ribs cross type Z recess chipboard screw with special patented thread, brass plated and waxed

- Vis à tête fraisée plate avec nervures pour panneaux de particules, empreinte cruciforme Type Z, avec filetage breveté, en acier cémenté, laitonnée et cirée
- Senkkopf- Spanplattenschraube mit Fräsrippen, Kreuzschlitz Z, Gewinde patentiert, vermessingt und mit Wachs
- Tornillo para aglomerado, cabeza avellanada cruz tipo Z con estrías avellanadoras, especial rosca patentada, latonado y encerado
- Запатентованный латунный шуруп по дереву из закаленной стали с плоской потайной головкой с насечками с крестообразным шлицем типа Z, со специальным восковым покрытием



**CE Certified** according to the EN 14592:2008+A1:2012, for structural timber applications.  
Nominal diameter and technical details in:  
DoP n. P1210/13-630-1-TK

Item code	Screw size Ø x L / L <sub>1</sub> (mm)	Pcs. per box	Pcs. per carton
<b>Ø 5 / Pz 2</b>			
CE TK 03 50 020	5 x 20	500	5.000
CE TK 03 50 030	5 x 30	500	5.000
CE TK 03 50 035	5 x 35	500	5.000
CE TK 03 50 040	5 x 40	200	2.000
CE TK 03 50 045	5 x 45	200	2.000
CE TK 03 50 050	5 x 50	200	2.000
CE TK 03 50 060	5 x 60	200	2.000
CE TK 03 50 070	5 x 70 / 60	200	2.000
CE TK 03 50 080	5 x 80 / 60	200	2.000
CE TK 03 50 090	5 x 90 / 60	100	1.000
CE TK 03 50 100	5 x 100 / 60	100	1.000
CE TK 03 50 110	5 x 110 / 70	100	1.000
<b>Ø 6 / Pz 3</b>			
CE TK 03 60 030	6 x 30	200	2.000
CE TK 03 60 040	6 x 40	200	2.000
CE TK 03 60 050	6 x 50	200	2.000
CE TK 03 60 060	6 x 60	200	2.000
CE TK 03 60 070	6 x 70 / 60	200	2.000
CE TK 03 60 080	6 x 80 / 60	200	2.000
CE TK 03 60 090	6 x 90 / 60	100	1.000
CE TK 03 60 100	6 x 100 / 60	100	1.000
CE TK 03 60 110	6 x 110 / 70	100	1.000
CE TK 03 60 120	6 x 120 / 70	100	1.000
CE TK 03 60 140	6 x 140 / 70	100	1.000

CE Certified / Certifié CE / CE Zulassung / Certificado CE / Сертификат CE  
 Fire Reaction A1 / Réaction au feu A1 / Brandverhalten A1 / Reacción al fuego A1 / Реакция на огонь A1

Usage / Utilisation / Benutzung  
 Uso / Применение



Included in TADS - Tecfi Anchor Design Software for computer aided design of Anchorage.

**Tecfi Anchor Design Software**  
[www.tecfi.it/tads](http://www.tecfi.it/tads)

DoP



Box / Boîte / Verpackung / Caja  
 Упаковка



# TK 04



Flat CSK head with ribs cross type Z recess chipboard screw with special patented thread, bronze plated and waxed

Vis à tête fraisée plate avec nervures pour panneaux de particules, empreinte cruciforme Type Z, avec filetage breveté, en acier cémenté, bronzée et cirée

Senkkopf- Spanplattenschraube mit Fräsrippen, Kreuzschlitz Z, Gewinde patentiert, bronziert und mit Wachs

Tornillo para aglomerado, cabeza avellanada cruz tipo Z con estrías avellanadoras, especial rosca patentada, bronceado y encerado

Запатентованный бронзовый шуруп по дереву с плоской потайной головкой с насечками с крестообразным шлицем типа Z под головкой из закаленной стали, со специальным восковым покрытием



CE Certified according to the EN 14592:2008+A1:2012, for structural timber applications.

Nominal diameter and technical details in:

DoP n. P1210/13-630-1-TK

Item code	Screw size Ø x L / L <sub>1</sub> (mm)	Pcs. per box	Pcs. per carton
<b>Ø 2,5 / Pz 1</b>			
CE TK 04 25 010	2,5 x 10	500	5.000
CE TK 04 25 012	2,5 x 12	500	5.000
CE TK 04 25 016	2,5 x 16	500	5.000
CE TK 04 25 018	2,5 x 18	500	5.000
CE TK 04 25 020	2,5 x 20	500	5.000
CE TK 04 25 025	2,5 x 25	500	5.000
CE TK 04 25 030	2,5 x 30	500	5.000
<b>Ø 3 / Pz 1</b>			
TK 04 30 010	3 x 10	500	5.000
CE TK 04 30 012	3 x 12	500	5.000
in CE TK 04 30 016	3 x 16	500	5.000
CE TK 04 30 018	3 x 18	500	5.000
in CE TK 04 30 020	3 x 20	500	5.000
in CE TK 04 30 025	3 x 25	500	5.000
in CE TK 04 30 030	3 x 30	500	5.000
CE TK 04 30 035	3 x 35	500	5.000
CE TK 04 30 040	3 x 40	500	5.000
CE TK 04 30 045	3 x 45	500	5.000
<b>Ø 3,5 / Pz 2</b>			
in CE TK 04 35 016	3,5 x 16	500	5.000
in CE TK 04 35 018	3,5 x 18	500	5.000
in CE TK 04 35 020	3,5 x 20	500	5.000
in CE TK 04 35 025	3,5 x 25	500	5.000
in CE TK 04 35 030	3,5 x 30	500	5.000
in CE TK 04 35 035	3,5 x 35	500	5.000
in CE TK 04 35 040	3,5 x 40	500	5.000
CE TK 04 35 045	3,5 x 45	500	5.000
in CE TK 04 35 050	3,5 x 50	500	5.000
<b>Ø 4 / Pz 2</b>			
in CE TK 04 40 016	4 x 16	500	5.000
CE TK 04 40 018	4 x 18	500	5.000
in CE TK 04 40 020	4 x 20	500	5.000
in CE TK 04 40 025	4 x 25	500	5.000
in CE TK 04 40 030	4 x 30	500	5.000
in CE TK 04 40 035	4 x 35	500	5.000
in CE TK 04 40 040	4 x 40	500	5.000
in CE TK 04 40 045	4 x 45	200	2.000
in CE TK 04 40 050	4 x 50	200	2.000
in CE TK 04 40 060	4 x 60	200	2.000
in CE TK 04 40 070	4 x 70 / 60	200	2.000
CE TK 04 40 080	4 x 80 / 60	200	2.000
<b>Ø 4,5 / Pz 2</b>			
CE TK 04 45 020	4,5 x 20	500	5.000
CE TK 04 45 025	4,5 x 25	500	5.000
in CE TK 04 45 030	4,5 x 30	500	5.000
in CE TK 04 45 035	4,5 x 35	500	5.000
in CE TK 04 45 040	4,5 x 40	500	5.000
in CE TK 04 45 045	4,5 x 45	200	2.000
in CE TK 04 45 050	4,5 x 50	200	2.000
in CE TK 04 45 060	4,5 x 60	200	2.000
CE TK 04 45 070	4,5 x 70 / 60	200	2.000
in CE TK 04 45 080	4,5 x 80 / 60	200	2.000



CE CE Certified / Certifié CE / CE Zulassung / Certificado CE / Сертификат CE >>>

Fire Reaction A1 / Réaction au feu A1 / Brandverhalten A1 / Reacción al fuego A1 / Реакция на огонь A1

# TK 04

## Flat CSK head with ribs cross type Z recess chipboard screw with special patented thread, bronze plated and waxed

- Vis à tête fraisée plate avec nervures pour panneaux de particules, empreinte cruciforme Type Z, avec filetage breveté, en acier cémenté, bronzée et cirée
- Senkkopf- Spanplattenschraube mit Fräsrippen, Kreuzschlitz Z, Gewinde patentiert, bronziert und mit Wachs
- Tornillo para aglomerado, cabeza avellanada cruz tipo Z con estrías avellanadoras, especial rosca patentada, bronceado y encerado
- Запатентованный бронзовый шуруп по дереву с плоской потайной головкой с насечками с крестообразным шлицем типа Z под головкой из закаленной стали, со специальным восковым покрытием



CE Certified according to the EN 14592:2008+A1:2012, for structural timber applications.  
Nominal diameter and technical details in:  
DoP n. P1210/13-630-1-TK

Item code	Screw size Ø x L / L <sub>1</sub> (mm)	Pcs. per box	Pcs. per carton
<b>Ø 5 / Pz 2</b>			
CE TK 04 50 020	5 x 20	500	5.000
CE TK 04 50 025	5 x 25	500	5.000
in CE TK 04 50 030	5 x 30	500	5.000
CE TK 04 50 035	5 x 35	500	5.000
in CE TK 04 50 040	5 x 40	200	2.000
CE TK 04 50 045	5 x 45	200	2.000
in CE TK 04 50 050	5 x 50	200	2.000
in CE TK 04 50 060	5 x 60	200	2.000
in CE TK 04 50 070	5 x 70 / 60	200	2.000
in CE TK 04 50 080	5 x 80 / 60	200	2.000
CE TK 04 50 090	5 x 90 / 60	100	1.000
CE TK 04 50 100	5 x 100 / 60	100	1.000
CE TK 04 50 120	5 x 120 / 70	100	1.000

<b>Ø 6 / Pz 3</b>			
in CE TK 04 60 040	6 x 40	200	2.000
in CE TK 04 60 050	6 x 50	200	2.000
in CE TK 04 60 060	6 x 60	200	2.000
CE TK 04 60 070	6 x 70 / 60	200	2.000
in CE TK 04 60 080	6 x 80 / 60	200	2.000
CE TK 04 60 090	6 x 90 / 60	100	1.000
in CE TK 04 60 100	6 x 100 / 60	100	1.000
CE TK 04 60 110	6 x 110 / 70	100	1.000
in CE TK 04 60 120	6 x 120 / 70	100	1.000
CE TK 04 60 130	6 x 130 / 70	100	1.000
CE TK 04 60 140	6 x 140 / 70	100	1.000
CE TK 04 60 150	6 x 150 / 70	100	1.000
CE TK 04 60 160	6 x 160 / 70	100	1.000
CE TK 04 60 180	6 x 180 / 70	100	1.000
CE TK 04 60 200	6 x 200 / 70	100	1.000

CE CE Certified / Certifié CE / CE Zulassung / Certificado CE / Сертификат CE

Fire Reaction A1 / Réaction au feu A1 / Brandverhalten A1 / Reacción al fuego A1 / Реакция на огонь A1

Usage / Utilisation / Benutzung  
Uso / Применение



Included in TADS - Tecfi Anchor Design Software for computer aided design of Anchorage.

Tecfi Anchor Design Software  
[www.tecfi.it/tads](http://www.tecfi.it/tads)

DoP

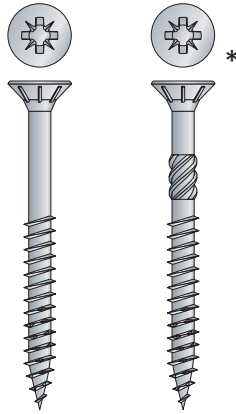


Box / Boîte / Verpackung / Caja  
Упаковка



# TF 01 <sup>NEW</sup>

- 🇬🇧 **Flat CSK head with ribs cross type Z recess chipboard screw, with special patented thread (partial thread), zinc plated and waxed**
- 🇫🇷 Vis à tête fraisée plate avec nervures pour panneaux de particules, empreinte cruciforme Type Z, avec filetage breveté partiel, en acier cémenté, zinguée et cirée
- 🇩🇪 Senkkopf- Spanplattenschraube mit Fräsrippen, Kreuzschlitz Z, Teilgewinde patentiert, verzinkt und gewachst
- 🇪🇸 Tornillo para aglomerado, cabeza avellanada cruz tipo Z con estrías avellanadoras, especial rosca parcial patentada, cincado y encerado
- 🇷🇺 Оцинкованный шуруп по ДСП с плоской потайной головкой со специальной запатентованной резьбой (частичная резьба) из закаленной стали с крестообразным шлицем типа Z, со специальным восковым покрытием



- ✂️ \* With reamer starting from 50 mm length (Ø 4 mm)
- 🇫🇷 \* Avec alésoir à partir de la longueur 50 mm (Ø 4 mm)
- 🇩🇪 \* Mit Reibahle von der Länge 50 mm (Ø 4 mm)
- 🇪🇸 \* Con fresa a partir de la larguza 50 mm (Ø 4 mm)
- 🇷🇺 \* С накаткой для размера 50 мм и выше (Ø 4 мм)



CE Certified according to the EN 14592:2008+A1:2012, for structural timber applications. Nominal diameter and technical details in: DoP n. TF/19-001

DoP



One bit free per box



- ✂️ **one bit free per box**
- 🇫🇷 Un embout gratuit dans chaque boîte
- 🇩🇪 Zu jeder Verpackung ein Bit kostenlos
- 🇪🇸 Una punta de atornillar en cada caja
- 🇷🇺 Один бесплатный бит в каждой упаковке

Box / Boîte / Verpackung  
Caja / УпаковкаUsage / Utilisation / Benutzung  
Uso / Применение

Included in TADS - Tecfi Anchor Design Software for computer aided design of Anchorage.

**Tecfi Anchor Design Software**  
[www.tecfi.it/tads](http://www.tecfi.it/tads)


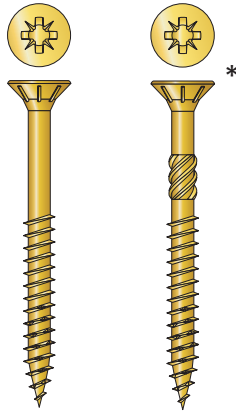
Item code	Screw size Ø x L / L <sub>1</sub> (mm)	Pcs. per box	Pcs. per carton
<b>Ø 3,5 / Pz 2</b>			
CE TF 01 35 030	3,5 x 30 / 18	500	5.000
CE TF 01 35 035	3,5 x 35 / 21	500	5.000
CE TF 01 35 040	3,5 x 40 / 25	500	5.000
CE TF 01 35 045	3,5 x 45 / 28	500	5.000
CE TF 01 35 050	3,5 x 50 / 30	500	5.000
<b>Ø 4 / Pz 2</b>			
CE TF 01 40 030	4,0 x 30 / 18	500	5.000
CE TF 01 40 035	4,0 x 35 / 21	500	5.000
CE TF 01 40 040	4,0 x 40 / 25	500	5.000
CE TF 01 40 045	4,0 x 45 / 28	200	2.000
CE TF 01 40 050	4,0 x 50 / 30	200	2.000
CE TF 01 40 060	4,0 x 60 / 35	200	2.000
CE TF 01 40 070	4,0 x 70 / 45	200	2.000
CE TF 01 40 080	4,0 x 80 / 48	200	2.000
<b>Ø 4,5 / Pz 2</b>			
CE TF 01 45 035	4,5 x 35 / 21	500	5.000
CE TF 01 45 040	4,5 x 40 / 25	500	5.000
CE TF 01 45 045	4,5 x 45 / 28	200	2.000
CE TF 01 45 050	4,5 x 50 / 30	200	2.000
CE TF 01 45 060	4,5 x 60 / 35	200	2.000
CE TF 01 45 070	4,5 x 70 / 45	200	2.000
CE TF 01 45 080	4,5 x 80 / 48	200	2.000
CE TF 01 45 100	4,5 x 100 / 60	100	1.000
<b>Ø 5 / Pz 2</b>			
CE TF 01 50 040	5 x 40 / 25	200	2.000
CE TF 01 50 045	5 x 45 / 28	200	2.000
CE TF 01 50 050	5 x 50 / 30	200	2.000
CE TF 01 50 060	5 x 60 / 35	200	2.000
CE TF 01 50 070	5 x 70 / 45	200	2.000
CE TF 01 50 080	5 x 80 / 48	200	2.000
CE TF 01 50 090	5 x 90 / 48	100	1.000
CE TF 01 50 100	5 x 100 / 60	100	1.000
CE TF 01 50 120	5 x 120 / 70	100	1.000
CE TF 01 50 140	5 x 140 / 70	100	1.000
<b>Ø 6 / Pz 3</b>			
CE TF 01 60 050	6 x 50 / 30	200	2.000
CE TF 01 60 060	6 x 60 / 35	200	2.000
CE TF 01 60 070	6 x 70 / 45	200	2.000
CE TF 01 60 080	6 x 80 / 48	100	1.000
CE TF 01 60 100	6 x 100 / 60	100	1.000
CE TF 01 60 120	6 x 120 / 70	100	1.000
CE TF 01 60 140	6 x 140 / 70	100	1.000
CE TF 01 60 160	6 x 160 / 70	100	1.000
CE TF 01 60 180	6 x 180 / 70	100	1.000
CE TF 01 60 200	6 x 200 / 70	100	1.000

CE Certified / Certifié CE / CE Zulassung / Certificado CE / Сертификат CE  
 Fire Reaction A1 / Réaction au feu A1 / Brandverhalten A1 / Reacción al fuego A1 / Реакция на огонь A1

# TF 02 <sup>NEW</sup>

✳️ **Flat CSK head with ribs cross type Z recess chipboard screw with special patented thread (partial thread), GOLD yellow ZP (CrVI free) and waxed**

- 🇫🇷 Vis à tête fraisée plate avec nervures pour panneaux de particules, empreinte cruciforme Type Z, avec filetage breveté partiel, en acier cémenté, zingué jaune or (sans CrVI) et cirée
- 🇩🇪 Senkkopf- Spanplattenschraube mit Fräsrippen, Kreuzschlitz Z, Teilgewinde patentiert, GOLD gelb ZP (CrVI frei) verzinkt und gewachst
- 🇪🇸 Tornillo para aglomerado, cabeza avellanada cruz tipo Z con estrías avellanadoras, especial rosca parcial patentada, bicromatado (efecto dorado – libre de CrVI) y encerado
- 🇷🇺 Оцинкованный шуруп по ДСП золотого цвета (GOLD без содержания Cr6) с плоской потайной головкой со специальной запатентованной резьбой (частичная резьба) из закаленной стали с крестообразным шлицем типа Z, со специальным восковым покрытием



- ✳️ \* With reamer starting from 50 mm length (Ø 4 mm)
- 🇫🇷 \* Avec alésoir à partir de la longueur 50 mm (Ø 4 mm)
- 🇩🇪 \* Mit Reibahle von der Länge 50 mm (Ø 4 mm)
- 🇪🇸 \* Con fresa a partir de la largueza 50 mm (Ø 4 mm)
- 🇷🇺 \* С накаткой для размера 50 мм и выше (Ø 4 мм)



CE Certified according to the EN 14592:2008+A1:2012, for structural timber applications. Nominal diameter and technical details in: DoP n. TF/19-001

DoP



“Gold type - CrVI free” special coating



The new Tecfi “Gold type - CrVI free” coating, is a very appreciated deep yellow zinc plating, totally in compliance with REACH Regulation. For more info, please see technical introduction on page 15.

One bit free per box



- ✳️ **one bit free per box**
- 🇫🇷 Un embout gratuit dans chaque boîte
- 🇩🇪 Zu jeder Verpackung ein Bit kostenlos
- 🇪🇸 Una punta de atornillar en cada caja
- 🇷🇺 Один бесплатный бит в каждой упаковке

Box / Boîte / Verpackung  
Caja / Упаковка



Usage / Utilisation / Benutzung  
Uso / Применение

Included in TADS - Tecfi Anchor Design Software for computer aided design of Anchorage.

**Tecfi Anchor Design Software**  
[www.tecfi.it/tads](http://www.tecfi.it/tads)



Item code	Screw size Ø x L / L <sub>1</sub> (mm)	Pcs. per box	Pcs. per carton
<b>Ø 3,5 / Pz 2</b>			
CE TF 02 35 030	3,5 x 30 / 18	500	5.000
CE TF 02 35 035	3,5 x 35 / 21	500	5.000
CE TF 02 35 040	3,5 x 40 / 25	500	5.000
CE TF 02 35 045	3,5 x 45 / 28	500	5.000
CE TF 02 35 050	3,5 x 50 / 30	500	5.000
<b>Ø 4 / Pz 2</b>			
CE TF 02 40 030	4,0 x 30 / 18	500	5.000
CE TF 02 40 035	4,0 x 35 / 21	500	5.000
CE TF 02 40 040	4,0 x 40 / 25	500	5.000
CE TF 02 40 045	4,0 x 45 / 28	200	2.000
CE TF 02 40 050	4,0 x 50 / 30	200	2.000
CE TF 02 40 060	4,0 x 60 / 35	200	2.000
CE TF 02 40 070	4,0 x 70 / 45	200	2.000
CE TF 02 40 080	4,0 x 80 / 48	200	2.000
<b>Ø 4,5 / Pz 2</b>			
CE TF 02 45 035	4,5 x 35 / 21	500	5.000
CE TF 02 45 040	4,5 x 40 / 25	500	5.000
CE TF 02 45 045	4,5 x 45 / 28	200	2.000
CE TF 02 45 050	4,5 x 50 / 30	200	2.000
CE TF 02 45 060	4,5 x 60 / 35	200	2.000
CE TF 02 45 070	4,5 x 70 / 45	200	2.000
CE TF 02 45 080	4,5 x 80 / 48	200	2.000
CE TF 02 45 100	4,5 x 100 / 60	100	1.000
<b>Ø 5 / Pz 2</b>			
CE TF 02 50 040	5 x 40 / 25	200	2.000
CE TF 02 50 045	5 x 45 / 28	200	2.000
CE TF 02 50 050	5 x 50 / 30	200	2.000
CE TF 02 50 060	5 x 60 / 35	200	2.000
CE TF 02 50 070	5 x 70 / 45	200	2.000
CE TF 02 50 080	5 x 80 / 48	200	2.000
CE TF 02 50 090	5 x 90 / 48	100	1.000
CE TF 02 50 100	5 x 100 / 60	100	1.000
CE TF 02 50 120	5 x 120 / 70	100	1.000
CE TF 02 50 140	5 x 140 / 70	100	1.000
<b>Ø 6 / Pz 3</b>			
CE TF 02 60 050	6 x 50 / 30	200	2.000
CE TF 02 60 060	6 x 60 / 35	200	2.000
CE TF 02 60 070	6 x 70 / 45	200	2.000
CE TF 02 60 080	6 x 80 / 48	100	1.000
CE TF 02 60 100	6 x 100 / 60	100	1.000
CE TF 02 60 120	6 x 120 / 70	100	1.000
CE TF 02 60 140	6 x 140 / 70	100	1.000
CE TF 02 60 160	6 x 160 / 70	100	1.000
CE TF 02 60 180	6 x 180 / 70	100	1.000
CE TF 02 60 200	6 x 200 / 70	100	1.000

CE CE Certified / Certifié CE / CE Zulassung / Certificado CE / Сертификат CE

🔥 Fire Reaction A1 / Réaction au feu A1 / Brandverhalten A1 / Reacción al fuego A1 / Реакция на огонь A1

# TF 04 <sup>NEW</sup>

- 🇬🇧 **Flat CSK head with ribs cross type Z recess chipboard screw, with special patented thread (partial thread), bronze plated and waxed**
- 🇫🇷 Vis à tête fraisée plate avec nervures pour panneaux de particules, empreinte cruciforme Type Z, avec filetage breveté partiel, en acier cémenté, bronzée et cirée
- 🇩🇪 Senkkopf- Spanplattenschraube mit Fräsrippen, Kreuzschlitz Z, Teilgewinde patentiert, bronziert und gewachst
- 🇪🇸 Tornillo para aglomerado, cabeza avellanada cruz tipo Z con estrías avellanadoras, especial rosca parcial patentada, bronceado y encerado
- 🇷🇺 Бронзовый шуруп по ДСП с плоской потайной головкой со специальной запатентованной резьбой (частичная резьба) из закаленной стали с крестообразным шлицем типа Z, со специальным восковым покрытием



- \* With reamer starting from 50 mm length (Ø 4 mm)
- 🇫🇷 \* Avec alésoir à partir de la longueur 50 mm (Ø 4 mm)
- 🇩🇪 \* Mit Reibahle von der Länge 50 mm (Ø 4 mm)
- 🇪🇸 \* Con fresa a partir de la largura 50 mm (Ø 4 mm)
- 🇷🇺 \* С накаткой для размера 50 мм и выше (Ø 4 мм)



CE Certified according to the EN 14592:2008+A1:2012, for structural timber applications. Nominal diameter and technical details in: DoP n. TF/19-001

DoP



One bit free per box



- 🇬🇧 **one bit free per box**
- 🇫🇷 Un embout gratuit dans chaque boîte
- 🇩🇪 Zu jeder Verpackung ein Bit kostenlos
- 🇪🇸 Una punta de atornillar en cada caja
- 🇷🇺 Один бесплатный бит в каждой упаковке

Box / Boîte / Verpackung  
Caja / УпаковкаUsage / Utilisation / Benutzung  
Uso / Применение

Included in TADS - Tecfi Anchor Design Software for computer aided design of Anchorage.

**Tecfi Anchor Design Software**  
www.tecfi.it/tads

Item code	Screw size Ø x L / L <sub>1</sub> (mm)	Pcs. per box	Pcs. per carton
<b>Ø 3,5 / Pz 2</b>			
CE TF 04 35 030	3,5 x 30 / 18	500	5.000
CE TF 04 35 035	3,5 x 35 / 21	500	5.000
CE TF 04 35 040	3,5 x 40 / 25	500	5.000
CE TF 04 35 045	3,5 x 45 / 28	500	5.000
CE TF 04 35 050	3,5 x 50 / 30	500	5.000
<b>Ø 4 / Pz 2</b>			
CE TF 04 40 030	4,0 x 30 / 18	500	5.000
CE TF 04 40 035	4,0 x 35 / 21	500	5.000
CE TF 04 40 040	4,0 x 40 / 25	500	5.000
CE TF 04 40 045	4,0 x 45 / 28	200	2.000
CE TF 04 40 050	4,0 x 50 / 30	200	2.000
CE TF 04 40 060	4,0 x 60 / 35	200	2.000
CE TF 04 40 070	4,0 x 70 / 45	200	2.000
CE TF 04 40 080	4,0 x 80 / 48	200	2.000
<b>Ø 4,5 / Pz 2</b>			
CE TF 04 45 035	4,5 x 35 / 21	500	5.000
CE TF 04 45 040	4,5 x 40 / 25	500	5.000
CE TF 04 45 045	4,5 x 45 / 28	200	2.000
CE TF 04 45 050	4,5 x 50 / 30	200	2.000
CE TF 04 45 060	4,5 x 60 / 35	200	2.000
CE TF 04 45 070	4,5 x 70 / 45	200	2.000
CE TF 04 45 080	4,5 x 80 / 48	200	2.000
CE TF 04 45 100	4,5 x 100 / 60	100	1.000
<b>Ø 5 / Pz 2</b>			
CE TF 04 50 040	5 x 40 / 25	200	2.000
CE TF 04 50 045	5 x 45 / 28	200	2.000
CE TF 04 50 050	5 x 50 / 30	200	2.000
CE TF 04 50 060	5 x 60 / 35	200	2.000
CE TF 04 50 070	5 x 70 / 45	200	2.000
CE TF 04 50 080	5 x 80 / 48	200	2.000
CE TF 04 50 090	5 x 90 / 48	100	1.000
CE TF 04 50 100	5 x 100 / 60	100	1.000
CE TF 04 50 120	5 x 120 / 70	100	1.000
CE TF 04 50 140	5 x 140 / 70	100	1.000
<b>Ø 6 / Pz 3</b>			
CE TF 04 60 050	6 x 50 / 30	200	2.000
CE TF 04 60 060	6 x 60 / 35	200	2.000
CE TF 04 60 070	6 x 70 / 45	200	2.000
CE TF 04 60 080	6 x 80 / 48	100	1.000
CE TF 04 60 100	6 x 100 / 60	100	1.000
CE TF 04 60 120	6 x 120 / 70	100	1.000
CE TF 04 60 140	6 x 140 / 70	100	1.000
CE TF 04 60 160	6 x 160 / 70	100	1.000
CE TF 04 60 180	6 x 180 / 70	100	1.000
CE TF 04 60 200	6 x 200 / 70	100	1.000


CE Certified / Certifié CE / CE Zulassung / Certificado CE / Сертификат CE

Fire Reaction A1 / Réaction au feu A1 / Brandverhalten A1 / Reacción al fuego A1 / Реакция на огонь A1



**Woodpecker**<sup>®</sup>  
Screws & wood accessories

More than **1.000** screws  
for wood carpentry,  
in **STEEL** and **STAINLESS STEEL**,  
**CE CERTIFIED**



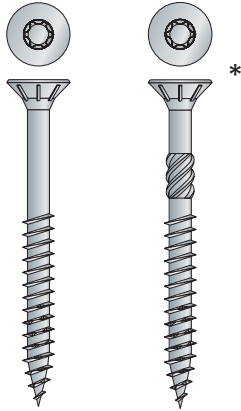
- ▶ CE certified according to EN 14592
- ▶ Patented thread for a quick, easy and safe installation even in the hardest woods and close to edges
- ▶ Coatings: zinc plated  
yellow zinc plated "Gold type - CrVI free"  
black zinc plated  
bronze plated  
brassed
- ▶ CSK head, Pan head, Raised (oval) CSK head, Hex head with partial thread or full threaded
- ▶ Wide and deep range: from  $\varnothing 2,5$  to  $\varnothing 12$  mm



# TJ 01

**Flat CSK head with ribs 6-lobe recess chipboard screw with reamer and special patented thread, zinc plated and waxed**

- 🇫🇷 Vis à tête fraisée plate avec nervures pour panneaux de particules, empreinte six lobes X, avec filetage breveté, en acier cémenté, zinguée et cirée
- 🇩🇪 Senkkopf- Spanplattenschraube mit Fräsrippen, Innensechsrund, Gewinde patentiert, verzinkt und mit Wachs
- 🇪🇸 Tornillo para aglomerado, cabeza avellanada 6 lóbulos internos con estrías avellanadoras, con fresa y especial rosca patentada, cincado y encerado
- 🇷🇺 Зпатентованный оцинкованный шуруп по дереву из закаленной стали с плоской потайной головкой с шестигранным шлицем, со спиральной накаткой на стержне и специальным восковым покрытием



- 🌟 \* With reamer starting from 50 mm length (Ø 4 mm)
- 🇫🇷 \* Avec alésoir à partir de la longueur 50 mm (Ø 4 mm)
- 🇩🇪 \* Mit Reibahle von der Länge 50 mm (Ø 4 mm)
- 🇪🇸 \* Con fresa a partir de la largueza 50 mm (Ø 4 mm)
- 🇷🇺 \* С накаткой для размера 50 мм и выше (Ø 4 mm)



**CE Certified** according to the **EN 14592:2008+A1:2012**, for structural timber applications.  
Nominal diameter and technical details in:  
DoP n. P1210/13-630-1-TJ

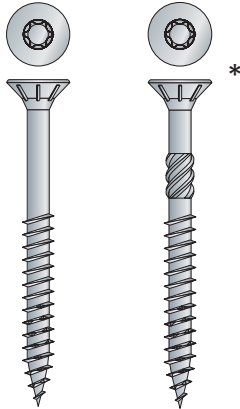
Item code	Screw size Ø x L / L <sub>1</sub> (mm)	Pcs. per box	Pcs. per carton
<b>Ø 3 / T-10</b>			
TJ 01 30 010	3 x 10	500	5.000
CE 🔥 TJ 01 30 012	3 x 12	500	5.000
CE 🔥 TJ 01 30 016	3 x 16	500	5.000
CE 🔥 TJ 01 30 020	3 x 20	500	5.000
CE 🔥 TJ 01 30 025	3 x 25 / 18	500	5.000
CE 🔥 TJ 01 30 030	3 x 30 / 18	500	5.000
CE 🔥 TJ 01 30 035	3 x 35 / 21	500	5.000
CE 🔥 TJ 01 30 040	3 x 40 / 25	500	5.000
CE 🔥 TJ 01 30 045	3 x 45 / 28	500	5.000
<b>Ø 3,5 / T-15</b>			
TJ 01 35 012	3,5 x 12	500	5.000
CE 🔥 TJ 01 35 016	3,5 x 16	500	5.000
CE 🔥 TJ 01 35 018	3,5 x 18	500	5.000
CE 🔥 TJ 01 35 020	3,5 x 20	500	5.000
CE 🔥 TJ 01 35 025	3,5 x 25 / 18	500	5.000
CE 🔥 TJ 01 35 030	3,5 x 30 / 18	500	5.000
CE 🔥 TJ 01 35 035	3,5 x 35 / 21	500	5.000
CE 🔥 TJ 01 35 040	3,5 x 40 / 25	500	5.000
CE 🔥 TJ 01 35 045	3,5 x 45 / 28	500	5.000
CE 🔥 TJ 01 35 050	3,5 x 50 / 30	500	5.000
<b>Ø 4 / T-20</b>			
CE 🔥 TJ 01 40 016	4 x 16	500	5.000
CE 🔥 TJ 01 40 018	4 x 18	500	5.000
CE 🔥 TJ 01 40 020	4 x 20	500	5.000
CE 🔥 TJ 01 40 025	4 x 25 / 18	500	5.000
CE 🔥 TJ 01 40 030	4 x 30 / 18	500	5.000
CE 🔥 TJ 01 40 035	4 x 35 / 21	500	5.000
CE 🔥 TJ 01 40 040	4 x 40 / 25	500	5.000
CE 🔥 TJ 01 40 045	4 x 45 / 28	200	2.000
CE 🔥 TJ 01 40 050	4 x 50 / 30	200	2.000
CE 🔥 TJ 01 40 060	4 x 60 / 35	200	2.000
CE 🔥 TJ 01 40 070	4 x 70 / 45	200	2.000
<b>Ø 4,5 / T-20</b>			
CE 🔥 TJ 01 45 020	4,5 x 20	500	5.000
CE 🔥 TJ 01 45 025	4,5 x 25 / 18	500	5.000
CE 🔥 TJ 01 45 030	4,5 x 30 / 18	500	5.000
CE 🔥 TJ 01 45 035	4,5 x 35 / 21	500	5.000
CE 🔥 TJ 01 45 040	4,5 x 40 / 25	500	5.000
CE 🔥 TJ 01 45 045	4,5 x 45 / 28	200	2.000
CE 🔥 TJ 01 45 050	4,5 x 50 / 30	200	2.000
CE 🔥 TJ 01 45 060	4,5 x 60 / 35	200	2.000
CE 🔥 TJ 01 45 070	4,5 x 70 / 45	200	2.000
CE 🔥 TJ 01 45 080	4,5 x 80 / 48	200	2.000

CE 🔥 CE Certified / Certifié CE / CE Zulassung / Certificado CE / Сертификат CE >>>  
🔥 Fire Reaction A1 / Réaction au feu A1 / Brandverhalten A1 / Reacción al fuego A1 / Реакция на огонь A1

# TJ 01

**Flat CSK head with ribs 6-lobe recess chipboard screw with reamer and special patented thread, zinc plated and waxed**

- Vis à tête fraisée plate avec nervures pour panneaux de particules, empreinte six lobes X, avec filetage breveté, en acier cémenté, zinguée et cirée
- Senkkopf- Spanplattenschraube mit Fräsrillen, Innensechsrund, Gewinde patentiert, verzinkt und mit Wachs
- Tornillo para aglomerado, cabeza avellanada 6 lóbulos internos con estrías avellanadoras, con fresa y especial rosca patentada, cincado y encerado
- Запатентованный оцинкованный шуруп по дереву из закаленной стали с плоской потайной головкой с шестигранным шлицем, со спиральной накаткой на стержне и специальным восковым покрытием



- \* With reamer starting from 50 mm length (Ø 4 mm)
- \* Avec alésoir à partir de la longueur 50 mm (Ø 4 mm)
- \* Mit Reibahle von der Länge 50 mm (Ø 4 mm)
- \* Con fresa a partir de la largueza 50 mm (Ø 4 mm)
- \* С накаткой для размера 50 мм и выше (Ø 4 мм)



**CE Certified** according to the **EN 14592:2008+A1:2012**, for structural timber applications.  
Nominal diameter and technical details in:  
DoP n. P1210/13-630-1-TJ

Item code	Screw size Ø x L / L <sub>1</sub> (mm)	Pcs. per box	Pcs. per carton	
<b>Ø 5 / T-25</b>				
CE	TJ 01 50 020	5 x 20	500	5.000
CE	TJ 01 50 025	5 x 25 / 18	500	5.000
CE	TJ 01 50 030	5 x 30 / 18	500	5.000
CE	TJ 01 50 035	5 x 35 / 21	500	5.000
CE	TJ 01 50 040	5 x 40 / 25	200	2.000
CE	TJ 01 50 045	5 x 45 / 28	200	2.000
CE	TJ 01 50 050	5 x 50 / 30	200	2.000
CE	TJ 01 50 060	5 x 60 / 35	200	2.000
CE	TJ 01 50 070	5 x 70 / 45	200	2.000
CE	TJ 01 50 080	5 x 80 / 48	200	2.000
CE	TJ 01 50 090	5 x 90 / 48	100	1.000
CE	TJ 01 50 100	5 x 100 / 60	100	1.000
CE	TJ 01 50 120	5 x 120 / 70	100	1.000
CE	TJ 01 50 140	5 x 140 / 70	100	1.000

<b>Ø 6 / T-30</b>				
CE	TJ 01 60 030	6 x 30 / 18	200	2.000
CE	TJ 01 60 040	6 x 40 / 25	200	2.000
CE	TJ 01 60 050	6 x 50 / 30	200	2.000
CE	TJ 01 60 060	6 x 60 / 35	200	2.000
CE	TJ 01 60 070	6 x 70 / 45	200	2.000
CE	TJ 01 60 080	6 x 80 / 48	100	1.000
CE	TJ 01 60 100	6 x 100 / 60	100	1.000
CE	TJ 01 60 120	6 x 120 / 70	100	1.000
CE	TJ 01 60 140	6 x 140 / 70	100	1.000
CE	TJ 01 60 160	6 x 160 / 70	100	1.000
CE	TJ 01 60 180	6 x 180 / 70	100	1.000
CE	TJ 01 60 200	6 x 200 / 70	100	1.000

CE Certified / Certifié CE / CE Zulassung / Certificado CE / Сертификат CE  
Fire Reaction A1 / Réaction au feu A1 / Brandverhalten A1 / Reacción al fuego A1 / Реакция на огонь A1

Usage / Utilisation / Benutzung  
Uso / Применение



Included in TADS - Tecfi Anchor Design Software for computer aided design of Anchorage.

**Tecfi Anchor Design Software**  
[www.tecfi.it/tads](http://www.tecfi.it/tads)

DoP



One bit free per box



- one bit free per box (FM01)
- Un embout gratuit dans chaque boîte (FM01)
- Zu jeder Verpackung ein Bit kostenlos (FM01)
- Una punta de atornillar en cada caja (FM01)
- Один бесплатный бит в каждой упаковке (FM01)

Box / Boîte / Verpackung / Caja  
Упаковка



# TJ 02

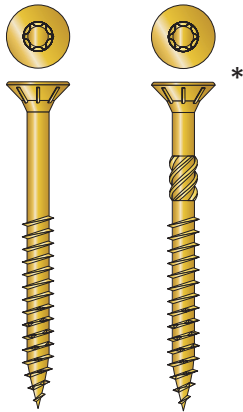
🇬🇧 Flat CSK head with ribs 6-lobe recess chipboard screw with reamer and special patented thread, GOLD yellow ZP (CrVI free) and waxed

🇫🇷 Vis à tête fraisée plate avec nervures pour panneaux de particules, empreinte six lobes X, avec filetage breveté, en acier cémenté, zingué jaune or (sans CrVI) et cirée

🇩🇪 Senkkopf- Spanplattenschraube mit Fräsrippen, Innensechsrund, Gewinde patentiert, GOLD gelb ZP (CrVI frei) verzinkt und gewachst

🇪🇸 Tornillo para aglomerado, cabeza avellanada 6 lóbulos internos con estrías avellanadoras, con fresa y especial rosca patentada, bicromatado (efecto dorado – libre de CrVI) y encerado

🇷🇺 Запатентованный оцинкованный шуруп по дереву золотого цвета (GOLD без содержания Cr6) с плоской потайной головкой с шестигранным шлицем, со спиральной накаткой на стержне и специальным восковым покрытием



- 🇬🇧 \* With reamer starting from 50 mm length (Ø 4 mm)
- 🇫🇷 \* Avec alésoir à partir de la longueur 50 mm (Ø 4 mm)
- 🇩🇪 \* Mit Reibahle von der Länge 50 mm (Ø 4 mm)
- 🇪🇸 \* Con fresa a partir de la largueza 50 mm (Ø 4 mm)
- 🇷🇺 \* С накаткой для размера 50 мм и выше (Ø 4 mm)



CE Certified according to the EN 14592:2008+A1:2012, for structural timber applications.  
Nominal diameter and technical details in: DoP n. P1210/13-630-1-TJ

Item code	Screw size Ø x L / L <sub>1</sub> (mm)	Pcs. per box	Pcs. per carton
<b>Ø 3 / T-10</b>			
TJ 02 30 010	3 x 10	500	5.000
CE TJ 02 30 012	3 x 12	500	5.000
IN CE TJ 02 30 016	3 x 16	500	5.000
IN CE TJ 02 30 020	3 x 20	500	5.000
IN CE TJ 02 30 025	3 x 25 / 18	500	5.000
IN CE TJ 02 30 030	3 x 30 / 18	500	5.000
IN CE TJ 02 30 035	3 x 35 / 21	500	5.000
CE TJ 02 30 040	3 x 40 / 25	500	5.000
CE TJ 02 30 045	3 x 45 / 28	500	5.000
<b>Ø 3,5 / T-15</b>			
TJ 02 35 012	3,5 x 12	500	5.000
IN CE TJ 02 35 016	3,5 x 16	500	5.000
CE TJ 02 35 018	3,5 x 18	500	5.000
IN CE TJ 02 35 020	3,5 x 20	500	5.000
IN CE TJ 02 35 025	3,5 x 25 / 18	500	5.000
IN CE TJ 02 35 030	3,5 x 30 / 18	500	5.000
IN CE TJ 02 35 035	3,5 x 35 / 21	500	5.000
IN CE TJ 02 35 040	3,5 x 40 / 25	500	5.000
CE TJ 02 35 045	3,5 x 45 / 28	500	5.000
IN CE TJ 02 35 050	3,5 x 50 / 30	500	5.000
CE TJ 02 35 060	3,5 x 60 / 35	200	2.000
CE TJ 02 35 070	3,5 x 70 / 45	200	2.000
<b>Ø 4 / T-20</b>			
IN CE TJ 02 40 016	4 x 16	500	5.000
CE TJ 02 40 018	4 x 18	500	5.000
IN CE TJ 02 40 020	4 x 20	500	5.000
IN CE TJ 02 40 025	4 x 25 / 18	500	5.000
IN CE TJ 02 40 030	4 x 30 / 18	500	5.000
IN CE TJ 02 40 035	4 x 35 / 21	500	5.000
IN CE TJ 02 40 040	4 x 40 / 25	500	5.000
IN CE TJ 02 40 045	4 x 45 / 28	200	2.000
IN CE TJ 02 40 050	4 x 50 / 30	200	2.000
IN CE TJ 02 40 060	4 x 60 / 35	200	2.000
CE TJ 02 40 070	4 x 70 / 45	200	2.000
<b>Ø 4,5 / T-20</b>			
CE TJ 02 45 020	4,5 x 20	500	5.000
CE TJ 02 45 025	4,5 x 25 / 18	500	5.000
IN CE TJ 02 45 030	4,5 x 30 / 18	500	5.000
IN CE TJ 02 45 035	4,5 x 35 / 21	500	5.000
IN CE TJ 02 45 040	4,5 x 40 / 25	500	5.000
IN CE TJ 02 45 045	4,5 x 45 / 28	200	2.000
IN CE TJ 02 45 050	4,5 x 50 / 30	200	2.000
IN CE TJ 02 45 060	4,5 x 60 / 35	200	2.000
IN CE TJ 02 45 070	4,5 x 70 / 45	200	2.000
IN CE TJ 02 45 080	4,5 x 80 / 48	200	2.000

CE CE Certified / Certifié CE / CE Zulassung / Certificado CE / Сертификат CE

🔥 Fire Reaction A1 / Réaction au feu A1 / Brandverhalten A1 / Reacción al fuego A1 / Реакция на огонь A1 >>>

# TJ 02

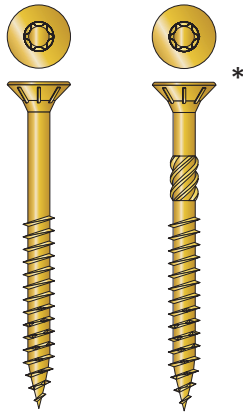
🇬🇧 Flat CSK head with ribs 6-lobe recess chipboard screw with reamer and special patented thread, GOLD yellow ZP (CrVI free) and waxed

🇫🇷 Vis à tête fraisée plate avec nervures pour panneaux de particules, empreinte six lobes X, avec filetage breveté, en acier cémenté, zingué jaune or (sans CrVI) et cirée

🇩🇪 Senkkopf- Spanplattenschraube mit Fräsrippen, Innensechsrund, Gewinde patentiert, GOLD gelb ZP (CrVI frei) verzinkt und gewachst

🇪🇸 Tornillo para aglomerado, cabeza avellanada 6 lóbulos internos con estrías avellanadoras, con fresa y especial rosca patentada, bicromatado (efecto dorado – libre de CrVI) y encerado

🇷🇺 Запатентованный оцинкованный шуруп по дереву золотого цвета (GOLD без содержания Cr6) с плоской потайной головкой с шестигранным шлицем, со спиральной накаткой на стержне и специальным восковым покрытием



- 🇬🇧 \* With reamer starting from 50 mm length (Ø 4 mm)
- 🇫🇷 \* Avec alésoir à partir de la longueur 50 mm (Ø 4 mm)
- 🇩🇪 \* Mit Reibahle von der Länge 50 mm (Ø 4 mm)
- 🇪🇸 \* Con fresa a partir de la largueza 50 mm (Ø 4 mm)
- 🇷🇺 \* С накаткой для размера 50 мм и выше (Ø 4 мм)



CE Certified according to the EN 14592:2008+A1:2012, for structural timber applications.  
Nominal diameter and technical details in:  
DoP n. P1210/13-630-1-TJ

Item code	Screw size Ø x L / L <sub>1</sub> (mm)	Pcs. per box	Pcs. per carton
<b>Ø 5 / T-25</b>			
🇬🇧 🇪🇸 TJ 02 50 020	5 x 20	500	5.000
🇬🇧 🇪🇸 TJ 02 50 025	5 x 25	500	5.000
🇬🇧 🇪🇸 TJ 02 50 030	5 x 30 / 18	500	5.000
🇬🇧 🇪🇸 TJ 02 50 035	5 x 35 / 21	500	5.000
🇮🇹 🇬🇧 🇪🇸 TJ 02 50 040	5 x 40 / 25	200	2.000
🇬🇧 🇪🇸 TJ 02 50 045	5 x 45 / 28	200	2.000
🇮🇹 🇬🇧 🇪🇸 TJ 02 50 050	5 x 50 / 30	200	2.000
🇮🇹 🇬🇧 🇪🇸 TJ 02 50 060	5 x 60 / 35	200	2.000
🇮🇹 🇬🇧 🇪🇸 TJ 02 50 070	5 x 70 / 45	200	2.000
🇮🇹 🇬🇧 🇪🇸 TJ 02 50 080	5 x 80 / 48	200	2.000
🇮🇹 🇬🇧 🇪🇸 TJ 02 50 090	5 x 90 / 48	100	1.000
🇮🇹 🇬🇧 🇪🇸 TJ 02 50 100	5 x 100 / 60	100	1.000
🇬🇧 🇪🇸 TJ 02 50 110	5 x 110 / 70	100	1.000
🇮🇹 🇬🇧 🇪🇸 TJ 02 50 120	5 x 120 / 70	100	1.000
🇬🇧 🇪🇸 TJ 02 50 140	5 x 140 / 70	100	1.000
<b>Ø 6 / T-30</b>			
🇬🇧 🇪🇸 TJ 02 60 030	6 x 30 / 18	200	2.000
🇬🇧 🇪🇸 TJ 02 60 040	6 x 40 / 25	200	2.000
🇮🇹 🇬🇧 🇪🇸 TJ 02 60 050	6 x 50 / 30	200	2.000
🇮🇹 🇬🇧 🇪🇸 TJ 02 60 060	6 x 60 / 35	200	2.000
🇮🇹 🇬🇧 🇪🇸 TJ 02 60 070	6 x 70 / 45	200	2.000
🇮🇹 🇬🇧 🇪🇸 TJ 02 60 080	6 x 80 / 48	100	1.000
🇬🇧 🇪🇸 TJ 02 60 090	6 x 90 / 48	100	1.000
🇮🇹 🇬🇧 🇪🇸 TJ 02 60 100	6 x 100 / 60	100	1.000
🇬🇧 🇪🇸 TJ 02 60 110	6 x 110 / 70	100	1.000
🇮🇹 🇬🇧 🇪🇸 TJ 02 60 120	6 x 120 / 70	100	1.000
🇬🇧 🇪🇸 TJ 02 60 140	6 x 140 / 70	100	1.000
🇬🇧 🇪🇸 TJ 02 60 160	6 x 160 / 70	100	1.000
🇬🇧 🇪🇸 TJ 02 60 180	6 x 180 / 70	100	1.000
🇬🇧 🇪🇸 TJ 02 60 200	6 x 200 / 70	100	1.000

🇬🇧 🇪🇸 CE Certified / Certifié CE / CE Zulassung / Certificado CE / Сертификат CE  
🔥 Fire Reaction A1 / Réaction au feu A1 / Brandverhalten A1 / Reacción al fuego A1 / Реакция на огонь A1

"Gold type - CrVI free" special coating



The new Tecfi "Gold type - CrVI free" coating, is a very appreciated deep yellow zinc plating, totally in compliance with REACH Regulation. For more info, please see technical introduction on page 15.

Usage / Utilisation / Benutzung  
Uso / Применение



Tecfi Anchor Design Software  
[www.tecfi.it/tads](http://www.tecfi.it/tads)

DoP



Box / Boîte / Verpackung / Caja  
Упаковка



# TJ 04


**Flat CSK head with ribs 6-lobe recess chipboard screw with reamer and special patented thread, bronze plated and waxed**

Vis à tête fraisée plate avec nervures pour panneaux de particules, empreinte six lobes X, avec filetage breveté, en acier cémenté, cémenté, bronzée et cirée

Senkkopf- Spanplattenschraube mit Fräsrippen, Innensechsrund, Gewinde patentiert, bronziert und mit Wachs

Tornillo para aglomerado, cabeza avellanada 6 lóbulos internos con estrías avellanadoras, con fresa y especial rosca patentada, bronceado y encerado

Запатентованный бронзовый шуруп по дереву из закаленной стали с плоской потайной головкой с шестигранным шлицем, со спиральной накаткой на стержне и специальным восковым покрытием



- \* With reamer starting from 50 mm length (Ø 4 mm)
- \* Avec alésair à partir de la longueur 50 mm (Ø 4 mm)
- \* Mit Reibahle von der Länge 50 mm (Ø 4 mm)
- \* Con fresa a partir de la largueza 50 mm (Ø 4 mm)
- \* С накаткой для размера 50 мм и выше (Ø 4 мм)



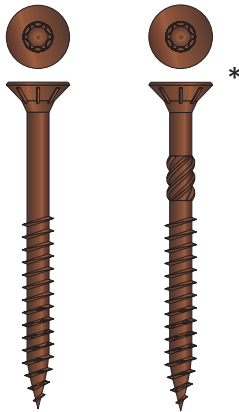
Item code	Screw size Ø x L / L <sub>i</sub> (mm)	Pcs. per box	Pcs. per carton
<b>Ø 3 / T-10</b>			
TJ 04 30 010	3 x 10	500	5.000
CE TJ 04 30 012	3 x 12	500	5.000
CE TJ 04 30 016	3 x 16	500	5.000
CE TJ 04 30 020	3 x 20	500	5.000
CE TJ 04 30 025	3 x 25 / 18	500	5.000
CE TJ 04 30 030	3 x 30 / 18	500	5.000
CE TJ 04 30 035	3 x 35 / 21	500	5.000
CE TJ 04 30 040	3 x 40 / 25	500	5.000
CE TJ 04 30 045	3 x 45 / 28	500	5.000
<b>Ø 3,5 / T-15</b>			
TJ 04 35 012	3,5 x 12	500	5.000
CE TJ 04 35 016	3,5 x 16	500	5.000
CE TJ 04 35 018	3,5 x 18	500	5.000
CE TJ 04 35 020	3,5 x 20	500	5.000
CE TJ 04 35 025	3,5 x 25 / 18	500	5.000
CE TJ 04 35 030	3,5 x 30 / 18	500	5.000
CE TJ 04 35 035	3,5 x 35 / 21	500	5.000
CE TJ 04 35 040	3,5 x 40 / 25	500	5.000
CE TJ 04 35 045	3,5 x 45 / 28	500	5.000
CE TJ 04 35 050	3,5 x 50 / 30	500	5.000
<b>Ø 4 / T-20</b>			
CE TJ 04 40 016	4 x 16	500	5.000
CE TJ 04 40 018	4 x 18	500	5.000
CE TJ 04 40 020	4 x 20	500	5.000
CE TJ 04 40 025	4 x 25 / 18	500	5.000
CE TJ 04 40 030	4 x 30 / 18	500	5.000
CE TJ 04 40 035	4 x 35 / 21	500	5.000
CE TJ 04 40 040	4 x 40 / 25	500	5.000
CE TJ 04 40 045	4 x 45 / 28	200	2.000
CE TJ 04 40 050	4 x 50 / 30	200	2.000
CE TJ 04 40 060	4 x 60 / 35	200	2.000
CE TJ 04 40 070	4 x 70 / 45	200	2.000
<b>Ø 4,5 / T-20</b>			
CE TJ 04 45 020	4,5 x 20	500	5.000
CE TJ 04 45 025	4,5 x 25 / 18	500	5.000
CE TJ 04 45 030	4,5 x 30 / 18	500	5.000
CE TJ 04 45 035	4,5 x 35 / 21	500	5.000
CE TJ 04 45 040	4,5 x 40 / 25	500	5.000
CE TJ 04 45 045	4,5 x 45 / 28	200	2.000
CE TJ 04 45 050	4,5 x 50 / 30	200	2.000
CE TJ 04 45 060	4,5 x 60 / 35	200	2.000
CE TJ 04 45 070	4,5 x 70 / 45	200	2.000
CE TJ 04 45 080	4,5 x 80 / 48	200	2.000

CE CE Certified / Certifié CE / CE Zulassung / Certificado CE / Сертификат CE >>>  
 Fire Reaction A1 / Réaction au feu A1 / Brandverhalten A1 / Reacció al fuego A1 / Реакция на огонь A1

# TJ 04

**Flat CSK head with ribs 6-lobe recess chipboard screw with reamer and special patented thread, bronze plated and waxed**

- Vis à tête fraisée plate avec nervures pour panneaux de particules, empreinte six lobes X, avec filetage breveté, en acier cémenté, cémenté, bronzée et cirée
- Senkkopf- Spanplattenschraube mit Fräsrippen, Innensechsrund, Gewinde patentiert, bronziert und mit Wachs
- Tornillo para aglomerado, cabeza avellanada 6 lóbulos internos con estrías avellanadoras, con fresa y especial rosca patentada, bronceado y encerado
- Запатентованный бронзовый шуруп по дереву из закаленной стали с плоской потайной головкой с шестигранным шлицем, со спиральной накаткой на стержне и специальным восковым покрытием



- \* With reamer starting from 50 mm length (Ø 4 mm)
- \* Avec alésair à partir de la longueur 50 mm (Ø 4 mm)
- \* Mit Reibahle von der Länge 50 mm (Ø 4 mm)
- \* Con fresa a partir de la largueza 50 mm (Ø 4 mm)
- \* С накаткой для размера 50 мм и выше (Ø 4 мм)



CE Certified according to the EN 14592:2008+A1:2012, for structural timber applications.  
Nominal diameter and technical details in: DoP n. P1210/13-630-1-TJ

Item code	Screw size Ø x L / L <sub>i</sub> (mm)	Pcs. per box	Pcs. per carton
Ø 5 / T-25			
CE TJ 04 50 020	5 x 20	500	5.000
CE TJ 04 50 025	5 x 25	500	5.000
CE TJ 04 50 030	5 x 30 / 18	500	5.000
CE TJ 04 50 035	5 x 35 / 21	500	5.000
CE TJ 04 50 040	5 x 40 / 25	200	2.000
CE TJ 04 50 045	5 x 45 / 28	200	2.000
CE TJ 04 50 050	5 x 50 / 30	200	2.000
CE TJ 04 50 060	5 x 60 / 35	200	2.000
CE TJ 04 50 070	5 x 70 / 45	200	2.000
CE TJ 04 50 080	5 x 80 / 48	200	2.000
CE TJ 04 50 090	5 x 90 / 48	100	1.000
CE TJ 04 50 100	5 x 100 / 60	100	1.000
CE TJ 04 50 110	5 x 110 / 70	100	1.000
CE TJ 04 50 120	5 x 120 / 70	100	1.000
CE TJ 04 50 140	5 x 140 / 70	100	1.000
Ø 6 / T-30			
CE TJ 04 60 030	6 x 30 / 18	200	2.000
CE TJ 04 60 040	6 x 40 / 25	200	2.000
CE TJ 04 60 050	6 x 50 / 30	200	2.000
CE TJ 04 60 060	6 x 60 / 35	200	2.000
CE TJ 04 60 070	6 x 70 / 45	200	2.000
CE TJ 04 60 080	6 x 80 / 48	100	1.000
CE TJ 04 60 090	6 x 90 / 48	100	1.000
CE TJ 04 60 100	6 x 100 / 60	100	1.000
CE TJ 04 60 110	6 x 110 / 70	100	1.000
CE TJ 04 60 120	6 x 120 / 70	100	1.000
CE TJ 04 60 140	6 x 140 / 70	100	1.000
CE TJ 04 60 160	6 x 160 / 70	100	1.000
CE TJ 04 60 180	6 x 180 / 70	100	1.000
CE TJ 04 60 200	6 x 200 / 70	100	1.000

CE Certified / Certifié CE / CE Zulassung / Certificado CE / Сертификат CE  
Fire Reaction A1 / Réaction au feu A1 / Brandverhalten A1 / Reacción al fuego A1 / Реакция на огонь A1

Usage / Utilisation / Benutzung  
Uso / Применение



Included in TADS - Tecfi Anchor Design Software for computer aided design of Anchorage.

Tecfi Anchor Design Software  
www.tecfi.it/tads

DoP



One bit free per box





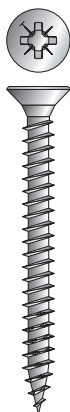
- one bit free per box (FM01)
- Un embout gratuit dans chaque boîte (FM01)
- Zu jeder Verpackung ein Bit kostenlos (FM01)
- Una punta de atornillar en cada caja (FM01)
- Один бесплатный бит в каждой упаковке (FM01)

Box / Boîte / Verpackung / Caja  
Упаковка



**🇬🇧 (AISI 304) A2 stainless steel Flat CSK head cross type Z recess chipboard screw, passivated and waxed**

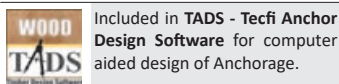
- 🇫🇷 Vis acier inox A2 (AISI 304) à tête fraisée plate avec nervures pour panneaux de particules, empreinte cruciforme Type Z, avec filetage breveté
- 🇩🇪 Edelstahl A2 (AISI 304) Senkkopf- Spanplattenschraube mit Fräsrippen, Kreuzschlitz Z, Gewinde patentiert, mit Wachs
- 🇪🇸 Tornillo para aglomerado, cabeza avellanada cruz tipo Z, de acero inoxidable A2 (AISI 304), pasivado y encerado
- 🇷🇺 Шуруп по дереву из нержавеющей стали A2 (AISI 304) с плоской потайной головкой с насечками с крестообразным шлицем типа Z, со специальным восковым покрытием



**CE Certified** according to the EN 14592:2008+A1:2012, for structural timber applications. Nominal diameter and technical details in:  
DoP n. P1210/13-630-1-FT

Usage / Utilisation / Benutzung  
Usò / Применение

Box / Boîte / Verpackung /  
Caja / Упаковка



**Tecfi Anchor Design Software**  
[www.tecfi.it/tads](http://www.tecfi.it/tads)


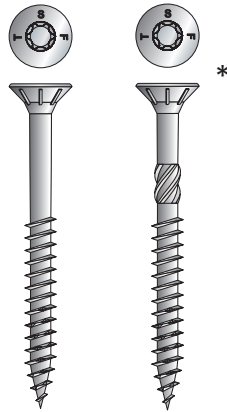
Item code	Screw size Ø x L / L <sub>1</sub> (mm)	Pcs. per box	Pcs. per carton
<b>Ø 3 / Pz 1</b>			
☐ CE 🔥 FT 01 30 012	3 x 12	500	5.000
☐ CE 🔥 FT 01 30 016	3 x 16	500	5.000
☐ CE 🔥 FT 01 30 018	3 x 18	500	5.000
☐ CE 🔥 FT 01 30 020	3 x 20	500	5.000
☐ CE 🔥 FT 01 30 025	3 x 25	500	5.000
☐ CE 🔥 FT 01 30 030	3 x 30	500	5.000
☐ CE 🔥 FT 01 30 035	3 x 35	500	5.000
☐ CE 🔥 FT 01 30 040	3 x 40	500	5.000
☐ CE 🔥 FT 01 30 045	3 x 45	500	5.000
<b>Ø 3,5 / Pz 2</b>			
☐ CE 🔥 FT 01 35 012	3,5 x 12	500	5.000
☐ CE 🔥 FT 01 35 016	3,5 x 16	500	5.000
☐ CE 🔥 FT 01 35 018	3,5 x 18	500	5.000
☐ CE 🔥 FT 01 35 020	3,5 x 20	500	5.000
☐ CE 🔥 FT 01 35 025	3,5 x 25	500	5.000
☐ CE 🔥 FT 01 35 030	3,5 x 30	500	5.000
☐ CE 🔥 FT 01 35 035	3,5 x 35	500	5.000
☐ CE 🔥 FT 01 35 040	3,5 x 40	500	5.000
☐ CE 🔥 FT 01 35 045	3,5 x 45	500	5.000
☐ CE 🔥 FT 01 35 050	3,5 x 50	500	5.000
<b>Ø 4 / Pz 2</b>			
☐ CE 🔥 FT 01 40 016	4 x 16	500	5.000
☐ CE 🔥 FT 01 40 018	4 x 18	500	5.000
☐ CE 🔥 FT 01 40 020	4 x 20	500	5.000
☐ CE 🔥 FT 01 40 025	4 x 25	500	5.000
☐ CE 🔥 FT 01 40 030	4 x 30	500	5.000
☐ CE 🔥 FT 01 40 035	4 x 35	500	5.000
☐ CE 🔥 FT 01 40 040	4 x 40	500	5.000
☐ CE 🔥 FT 01 40 045	4 x 45	200	2.000
☐ CE 🔥 FT 01 40 050	4 x 50	200	2.000
☐ CE 🔥 FT 01 40 060	4 x 60	200	2.000
☐ CE 🔥 FT 01 40 070	4 x 70	200	2.000
<b>Ø 4,5 / Pz 2</b>			
☐ CE 🔥 FT 01 45 020	4,5 x 20	500	5.000
☐ CE 🔥 FT 01 45 025	4,5 x 25	500	5.000
☐ CE 🔥 FT 01 45 030	4,5 x 30	500	5.000
☐ CE 🔥 FT 01 45 035	4,5 x 35	500	5.000
☐ CE 🔥 FT 01 45 040	4,5 x 40	500	5.000
☐ CE 🔥 FT 01 45 045	4,5 x 45	200	2.000
☐ CE 🔥 FT 01 45 050	4,5 x 50	200	2.000
☐ CE 🔥 FT 01 45 060	4,5 x 60	200	2.000
☐ CE 🔥 FT 01 45 070	4,5 x 70	200	2.000
☐ CE 🔥 FT 01 45 080	4,5 x 80 / 60	200	2.000
<b>Ø 5 / Pz 2</b>			
☐ CE 🔥 FT 01 50 020	5 x 20	500	5.000
☐ CE 🔥 FT 01 50 025	5 x 25	500	5.000
☐ CE 🔥 FT 01 50 030	5 x 30	500	5.000
☐ CE 🔥 FT 01 50 035	5 x 35	500	5.000
☐ CE 🔥 FT 01 50 040	5 x 40	200	2.000
☐ CE 🔥 FT 01 50 045	5 x 45	200	2.000
☐ CE 🔥 FT 01 50 050	5 x 50	200	2.000
☐ CE 🔥 FT 01 50 060	5 x 60	200	2.000
☐ CE 🔥 FT 01 50 070	5 x 70	200	2.000
☐ CE 🔥 FT 01 50 080	5 x 80 / 60	200	2.000
☐ CE 🔥 FT 01 50 100	5 x 100 / 60	100	1.000
<b>Ø 6 / Pz 3</b>			
☐ CE 🔥 FT 01 60 030	6 x 30	200	2.000
☐ CE 🔥 FT 01 60 040	6 x 40	200	2.000
☐ CE 🔥 FT 01 60 050	6 x 50	200	2.000
☐ CE 🔥 FT 01 60 060	6 x 60	200	2.000
☐ CE 🔥 FT 01 60 070	6 x 70	200	2.000
☐ CE 🔥 FT 01 60 080	6 x 80 / 60	200	2.000
☐ CE 🔥 FT 01 60 100	6 x 100 / 60	100	1.000

☐ CE Certified / Certifié CE / CE Zulassung / Certificado CE / Сертификат CE  
🔥 Fire Reaction A1 / Réaction au feu A1 / Brandverhalten A1 / Reacción al fuego A1 / Реакция на огонь A1



## 🇬🇧 (AISI 304) A2 stainless steel Flat CSK head 6-lobe recess chipboard screw, passivated and waxed

- 🇫🇷 Vis acier inox A2 (AISI 304) à tête fraisée plate avec nervures pour panneaux de particules, empreinte à six lobes X, avec filetage breveté, en acier cémenté, cirée
- 🇩🇪 Edelstahl A2 (AISI 304) Senkkopf- Spanplattenschraube mit Fräsrippen, Innensechsrund, Gewinde patentiert, mit Wachs
- 🇪🇸 Tornillo para aglomerado, cabeza avellanada 6 lóbulos internos, con fresa y especial rosca patentada, de acero inoxidable A2 (AISI 304), pasivado y encerado
- 🇷🇺 Зпатентованный шуруп по дереву из нержавеющей стали A2 (AISI 304) с плоской потайной головкой с шестигранным шлицем, со спиральной накаткой на стержне и специальным восковым покрытием



- 🇬🇧 \* With reamer starting from 50 mm length
- 🇫🇷 \* Avec alésoir à partir de la longueur 50 mm
- 🇩🇪 \* Mit Reibahle von der Länge 50 mm
- 🇪🇸 \* Con fresa a partir de la largueza 50 mm
- 🇷🇺 \* С накаткой для размера 50 мм и выше



**CE Certified** according to the EN 14592:2008+A1:2012, for structural timber applications. Nominal diameter and technical details in:  
DoP n. P1210/13-630-1-FJ

Usage / Utilisation / Benutzung  
Uso / Применение

Box / Boîte / Verpackung /  
Caja / Упаковка



Included in TADS - Tecfi Anchor Design Software for computer aided design of Anchorage.

**Tecfi Anchor Design Software**  
[www.tecfi.it/tads](http://www.tecfi.it/tads)



Item code	Screw size Ø x L / L <sub>1</sub> (mm)	Pcs. per box	Pcs. per carton
<b>Ø 3 / T-10</b>			
🇬🇧 🇫🇷 🇩🇪 🇪🇸 🇷🇺 FJ 01 30 012	3 x 12	500	5.000
🇬🇧 🇫🇷 🇩🇪 🇪🇸 🇷🇺 FJ 01 30 016	3 x 16	500	5.000
🇬🇧 🇫🇷 🇩🇪 🇪🇸 🇷🇺 FJ 01 30 018	3 x 18	500	5.000
🇫🇷 🇩🇪 🇪🇸 🇷🇺 FJ 01 30 020	3 x 20	500	5.000
🇬🇧 🇫🇷 🇩🇪 🇪🇸 🇷🇺 FJ 01 30 025	3 x 25 / 18	500	5.000
🇫🇷 🇩🇪 🇪🇸 🇷🇺 FJ 01 30 030	3 x 30 / 18	500	5.000
🇬🇧 🇫🇷 🇩🇪 🇪🇸 🇷🇺 FJ 01 30 035	3 x 35 / 21	500	5.000
🇬🇧 🇫🇷 🇩🇪 🇪🇸 🇷🇺 FJ 01 30 040	3 x 40 / 25	500	5.000
🇬🇧 🇫🇷 🇩🇪 🇪🇸 🇷🇺 FJ 01 30 045	3 x 45 / 28	500	5.000
<b>Ø 3,5 / T-15</b>			
🇬🇧 🇫🇷 🇩🇪 🇪🇸 🇷🇺 FJ 01 35 012	3,5 x 12	500	5.000
🇬🇧 🇫🇷 🇩🇪 🇪🇸 🇷🇺 FJ 01 35 016	3,5 x 16	500	5.000
🇬🇧 🇫🇷 🇩🇪 🇪🇸 🇷🇺 FJ 01 35 018	3,5 x 18	500	5.000
🇬🇧 🇫🇷 🇩🇪 🇪🇸 🇷🇺 FJ 01 35 020	3,5 x 20	500	5.000
🇬🇧 🇫🇷 🇩🇪 🇪🇸 🇷🇺 FJ 01 35 025	3,5 x 25 / 18	500	5.000
🇬🇧 🇫🇷 🇩🇪 🇪🇸 🇷🇺 FJ 01 35 030	3,5 x 30 / 18	500	5.000
🇬🇧 🇫🇷 🇩🇪 🇪🇸 🇷🇺 FJ 01 35 035	3,5 x 35 / 21	500	5.000
🇫🇷 🇩🇪 🇪🇸 🇷🇺 FJ 01 35 040	3,5 x 40 / 25	500	5.000
🇬🇧 🇫🇷 🇩🇪 🇪🇸 🇷🇺 FJ 01 35 045	3,5 x 45 / 28	500	5.000
🇫🇷 🇩🇪 🇪🇸 🇷🇺 FJ 01 35 050	3,5 x 50 / 30	500	5.000
<b>Ø 4 / T-20</b>			
🇬🇧 🇫🇷 🇩🇪 🇪🇸 🇷🇺 FJ 01 40 016	4 x 16	500	5.000
🇬🇧 🇫🇷 🇩🇪 🇪🇸 🇷🇺 FJ 01 40 020	4 x 20	500	5.000
🇬🇧 🇫🇷 🇩🇪 🇪🇸 🇷🇺 FJ 01 40 025	4 x 25 / 18	500	5.000
🇬🇧 🇫🇷 🇩🇪 🇪🇸 🇷🇺 FJ 01 40 030	4 x 30 / 18	500	5.000
🇬🇧 🇫🇷 🇩🇪 🇪🇸 🇷🇺 FJ 01 40 035	4 x 35 / 21	500	5.000
🇫🇷 🇩🇪 🇪🇸 🇷🇺 FJ 01 40 040	4 x 40 / 25	500	5.000
🇬🇧 🇫🇷 🇩🇪 🇪🇸 🇷🇺 FJ 01 40 045	4 x 45 / 28	200	2.000
🇫🇷 🇩🇪 🇪🇸 🇷🇺 FJ 01 40 050	4 x 50 / 30	200	2.000
🇫🇷 🇩🇪 🇪🇸 🇷🇺 FJ 01 40 060	4 x 60 / 35	200	2.000
<b>Ø 4,5 / T-20</b>			
🇬🇧 🇫🇷 🇩🇪 🇪🇸 🇷🇺 FJ 01 45 020	4,5 x 20	500	5.000
🇬🇧 🇫🇷 🇩🇪 🇪🇸 🇷🇺 FJ 01 45 025	4,5 x 25 / 18	500	5.000
🇬🇧 🇫🇷 🇩🇪 🇪🇸 🇷🇺 FJ 01 45 030	4,5 x 30 / 18	500	5.000
🇬🇧 🇫🇷 🇩🇪 🇪🇸 🇷🇺 FJ 01 45 035	4,5 x 35 / 21	500	5.000
🇫🇷 🇩🇪 🇪🇸 🇷🇺 FJ 01 45 040	4,5 x 40 / 25	500	5.000
🇬🇧 🇫🇷 🇩🇪 🇪🇸 🇷🇺 FJ 01 45 045	4,5 x 45 / 28	200	2.000
🇬🇧 🇫🇷 🇩🇪 🇪🇸 🇷🇺 FJ 01 45 050	4,5 x 50 / 30	200	2.000
🇬🇧 🇫🇷 🇩🇪 🇪🇸 🇷🇺 FJ 01 45 060	4,5 x 60 / 35	200	2.000
🇬🇧 🇫🇷 🇩🇪 🇪🇸 🇷🇺 FJ 01 45 070	4,5 x 70 / 45	200	2.000
<b>Ø 5 / T-25</b>			
🇬🇧 🇫🇷 🇩🇪 🇪🇸 🇷🇺 FJ 01 50 020	5 x 20	500	5.000
🇬🇧 🇫🇷 🇩🇪 🇪🇸 🇷🇺 FJ 01 50 025	5 x 25 / 18	500	5.000
🇬🇧 🇫🇷 🇩🇪 🇪🇸 🇷🇺 FJ 01 50 030	5 x 30 / 18	500	5.000
🇬🇧 🇫🇷 🇩🇪 🇪🇸 🇷🇺 FJ 01 50 035	5 x 35 / 21	500	5.000
🇫🇷 🇩🇪 🇪🇸 🇷🇺 FJ 01 50 040	5 x 40 / 25	200	2.000
🇬🇧 🇫🇷 🇩🇪 🇪🇸 🇷🇺 FJ 01 50 045	5 x 45 / 28	200	2.000
🇫🇷 🇩🇪 🇪🇸 🇷🇺 FJ 01 50 050	5 x 50 / 30	200	2.000
🇫🇷 🇩🇪 🇪🇸 🇷🇺 FJ 01 50 060	5 x 60 / 35	200	2.000
🇫🇷 🇩🇪 🇪🇸 🇷🇺 FJ 01 50 070	5 x 70 / 45	200	2.000
🇬🇧 🇫🇷 🇩🇪 🇪🇸 🇷🇺 FJ 01 50 080	5 x 80 / 48	200	2.000
🇬🇧 🇫🇷 🇩🇪 🇪🇸 🇷🇺 FJ 01 50 100	5 x 100 / 60	100	1.000
<b>Ø 6 / T-30</b>			
🇬🇧 🇫🇷 🇩🇪 🇪🇸 🇷🇺 FJ 01 60 030	6 x 30 / 18	200	2.000
🇬🇧 🇫🇷 🇩🇪 🇪🇸 🇷🇺 FJ 01 60 040	6 x 40 / 25	200	2.000
🇫🇷 🇩🇪 🇪🇸 🇷🇺 FJ 01 60 050	6 x 50 / 30	200	2.000
🇫🇷 🇩🇪 🇪🇸 🇷🇺 FJ 01 60 060	6 x 60 / 35	200	2.000
🇫🇷 🇩🇪 🇪🇸 🇷🇺 FJ 01 60 070	6 x 70 / 45	200	2.000
🇬🇧 🇫🇷 🇩🇪 🇪🇸 🇷🇺 FJ 01 60 080	6 x 80 / 48	200	2.000
🇬🇧 🇫🇷 🇩🇪 🇪🇸 🇷🇺 FJ 01 60 100	6 x 100 / 60	100	1.000

🇬🇧 🇫🇷 🇩🇪 🇪🇸 🇷🇺 CE Certified / Certifié CE / CE Zulassung / Certificado CE / Сертификат CE

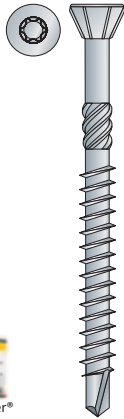
🔥 Fire Reaction A1 / Réaction au feu A1 / Brandverhalten A1 / Reacción al fuego A1 / Реакция на огонь

# XP

## Reduced flat CSK head with ribs 6-lobe recess chipboard screw with reduced self drilling point and with reamer

- Vis tête fraisée plate réduite pour panneaux de particules avec aisoir, empreinte 6 lobes, pointe auto-perceuse réduite, en acier cémenté, zingué blanc et ciré
- Spanplatten Schraube mit Fräsrippen und reduziertem CSK Senkkopf, Innensechsrund, mit reduziertem Selbstbohrpunkt, passiviert, mit Wachs
- Tornillo para aglomerado con broca reducida y fresa, cabeza avellanada reducida con 6 lóbulos internos y estrías avellanadoras, acero cementado
- Винт с уменьшенной потайной головкой для ДСП с расширителем, с шестигранным шлицем, уменьшенный наконечник для самосверления, из закаленной стали, воском покрытым

### XP 01 zinc plated and waxed / zinguée / verzinkt / cincado y encerado / Оцинкованный



Item code	Screw size Ø x L / L <sub>1</sub> (mm)	Fixture Thickness (t <sub>fix</sub> )		Pcs. per box	Pcs. per carton
		A (mm)	B (mm)		
<b>Ø 3,2 / T-10</b>					
* CE XP 01 32 020	3,2 x 20 / 16	4	3	500	5.000
CE XP 01 32 025	3,2 x 25 / 16	9	6	500	5.000
CE XP 01 32 030	3,2 x 30 / 16	14	10	500	5.000
CE XP 01 32 035	3,2 x 35 / 16	19	13	500	5.000
CE XP 01 32 040	3,2 x 40 / 26	14	10	500	5.000
CE XP 01 32 045	3,2 x 45 / 26	19	13	500	5.000
CE XP 01 32 050	3,2 x 50 / 26	24	17	500	5.000
<b>Ø 4 / T-15</b>					
CE XP 01 40 040	4 x 40 / 30	10	7	500	5.000
CE XP 01 40 050	4 x 50 / 30	20	14	200	2.000
CE XP 01 40 060	4 x 60 / 36	24	17	200	2.000
CE XP 01 40 070	4 x 70 / 36	34	24	200	2.000
CE XP 01 40 080	4 x 80 / 46	44	31	200	2.000

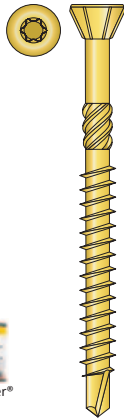


\* Without reamer / Mesures sans Alésoir / Maßnahmen ohne Reibahle / Medidas sin Escariador / Размеры без накатки  
 CE Certified / Certifié CE / CE Zulassung / Certificado CE / Сертификат CE  
 Fire Reaction A1 / Réaction au feu A1 / Brandverhalten A1 / Reacción al fuego A1 / Реакция на огонь A1


Box / Boîte / Verpackung / Caja / Упаковка



### XP 02 GOLD yellow ZP (CrVI free) and waxed / zinguée jaune or (sans CrVI) / GOLD gelb ZP (CrVI frei) verzinkt und gewachst / bicromatado (efecto dorado – libre de CrVI) y encerado / золотого цвета (GOLD без содержания Cr6)



Item code	Screw size Ø x L / L <sub>1</sub> (mm)	Fixture Thickness (t <sub>fix</sub> )		Pcs. per box	Pcs. per carton
		A (mm)	B (mm)		
<b>Ø 3,2 / T-10</b>					
* CE XP 02 32 020	3,2 x 20 / 16	4	3	500	5.000
CE XP 02 32 025	3,2 x 25 / 16	9	6	500	5.000
CE XP 02 32 030	3,2 x 30 / 16	14	10	500	5.000
CE XP 02 32 035	3,2 x 35 / 16	19	13	500	5.000
CE XP 02 32 040	3,2 x 40 / 26	14	10	500	5.000
CE XP 02 32 045	3,2 x 45 / 26	19	13	500	5.000
CE XP 02 32 050	3,2 x 50 / 26	24	17	500	5.000
<b>Ø 4 / T-15</b>					
CE XP 02 40 040	4 x 40 / 30	10	7	500	5.000
CE XP 02 40 050	4 x 50 / 30	20	14	200	2.000
CE XP 02 40 060	4 x 60 / 36	24	17	200	2.000
CE XP 02 40 070	4 x 70 / 36	34	24	200	2.000
CE XP 02 40 080	4 x 80 / 46	44	31	200	2.000



\* Without reamer / Mesures sans Alésoir / Maßnahmen ohne Reibahle / Medidas sin Escariador / Размеры без накатки  
 CE Certified / Certifié CE / CE Zulassung / Certificado CE / Сертификат CE  
 Fire Reaction A1 / Réaction au feu A1 / Brandverhalten A1 / Reacción al fuego A1 / Реакция на огонь A1

“Gold type - CrVI free” special coating



The new Tecfi “Gold type - CrVI free” coating, is a very appreciated deep yellow zinc plating, totally in compliance with REACH Regulation. For more info, please see technical introduction on page 15.

Box / Boîte / Verpackung / Caja / Упаковка




# XP

## Reduced flat CSK head with ribs 6-lobe recess chipboard screw with reduced self drilling point and with reamer

- Vis tête fraisée plate réduite pour panneaux de particules avec aisoir, empreinte 6 lobes, pointe auto-perceuse réduite, en acier cementé, zingué blanc et ciré
- Spanplatten Schraube mit Fräsrippen und reduziertem CSK Senkkopf, Innensechsrund, mit reduziertem Selbstbohrpunkt, passiviert, mit Wachs
- Tornillo para aglomerado con broca reducida y fresa, cabeza avellanada reducida con 6 lóbulos internos y estrías avellanadoras, acero cementado
- Винт с уменьшенной потайной головкой для ДСП с расширителем, с шестигранным шлицем, уменьшенный наконечник для самосверления, из закаленной стали, воском покрытем

**XP 04** bronze plated and waxed / bronzé et ciré / bronziert / bronceado y encerado / бронзовый



Item code	Screw size Ø x L / L <sub>1</sub> (mm)	Fixture Thickness (t <sub>fix</sub> )		Pcs. per box	Pcs. per carton
		A (mm)	B (mm)		
<b>Ø 3,2 / T-10</b>					
* CE XP 04 32 020	3,2 x 20 / 16	4	3	500	5.000
CE XP 04 32 025	3,2 x 25 / 16	9	6	500	5.000
CE XP 04 32 030	3,2 x 30 / 16	14	10	500	5.000
CE XP 04 32 035	3,2 x 35 / 16	19	13	500	5.000
CE XP 04 32 040	3,2 x 40 / 26	14	10	500	5.000
CE XP 04 32 045	3,2 x 45 / 26	19	13	500	5.000
CE XP 04 32 050	3,2 x 50 / 26	24	17	500	5.000
<b>Ø 4 / T-15</b>					
CE XP 04 40 040	4 x 40 / 30	10	7	500	5.000
CE XP 04 40 050	4 x 50 / 30	20	14	200	2.000
CE XP 04 40 060	4 x 60 / 36	24	17	200	2.000
CE XP 04 40 070	4 x 70 / 36	34	24	200	2.000
CE XP 04 40 080	4 x 80 / 46	44	31	200	2.000

\* Without reamer / Mesures sans Alésoir / Maßnahmen ohne Reibahle / Medidas sin Escariador / Размеры без накатки

CE Certified / Certifié CE / CE Zulassung / Certificado CE / Сертификат CE

Fire Reaction A1 / Réaction au feu A1 / Brandverhalten A1 / Reacción al fuego A1 / Реакция на огонь A1



DoP



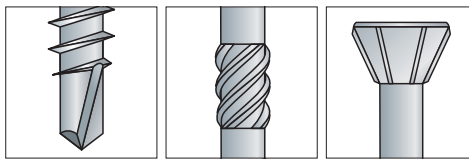
One bit free per box



one bit free per box

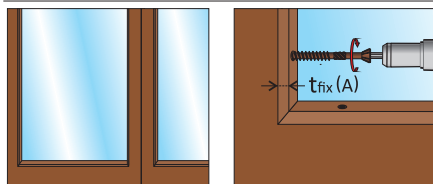
- Un embout gratuit dans chaque boîte
- Zu jeder Verpackung ein Bit kostenlos
- Una punta de atornillar en cada caja
- Один бесплатный бит в каждой упаковке

Usage / Utilisation / Benutzung / Uso / Применение

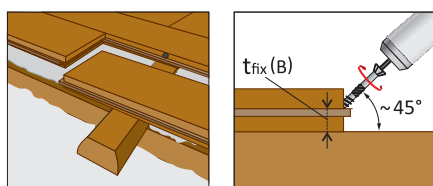


Thanks to the reduced self drilling point, to the reamer and to the special shape of the reduced head, this screw is particularly suitable for very hard and thin wood (avoiding edge splitting), e.g. glazing beads, grooved boards for wooden flooring, decking, etc.

Installation sequence / Instructions de mise en oeuvre / Setzanweisung / Secuencia de instalación / Порядок монтажа



t<sub>fix</sub> (A): thickness of the fixture with orthogonal driving.



t<sub>fix</sub> (B): thickness of the fixture calculated with 45° driving.

Box / Boîte / Verpackung / Caja / Упаковка



# TM 02


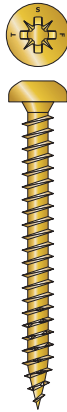
**UK** Pan head cross type Z recess chipboard screw with special patented thread, GOLD yellow ZP (CrVI free) and waxed

**FR** Vis tête cylindrique pour panneaux de particules, empreinte cruciforme type Z, filetage breveté, zingué jaune or (sans CrVI) et cirée

**DE** Spanplatte- Halbrundkopfschraube, Kreuzschlitz Z, Gewinde patentiert, GOLD gelb ZP (CrVI frei) verzinkt und gewachst

**ES** Tornillo para aglomerado, cabeza cilíndrica cruz tipo Z, especial rosca patentada, bicromatado (efecto dorado – libre de CrVI) y encerado

**RU** Запатентованный оцинкованный шуруп по дереву золотого цвета (GOLD без содержания Cr6) с цилиндрической скругленной головкой с крестообразным шлицем типа Z, со специальным восковым покрытием



CE Certified according to the EN 14592:2008+A1:2012, for structural timber applications. Nominal diameter and technical details in: DoP n. P1210/13-630-1-TM

DoP



"Gold type - CrVI free" special coating



The new Tecfi "Gold type - CrVI free" coating, is a very appreciated deep yellow zinc plating, totally in compliance with REACH Regulation. For more info, please see technical introduction on page 15.

Box / Boîte / Verpackung  
Caja / Упаковка

Usage / Utilisation / Benutzung  
Uso / Применение



Included in TADS - Tecfi Anchor Design Software for computer aided design of Anchorage.

Tecfi Anchor Design Software  
[www.tecfi.it/tads](http://www.tecfi.it/tads)

Item code	Screw size Ø x L / L <sub>1</sub> (mm)	Pcs. per box	Pcs. per carton
<b>Ø 3 / Pz 1</b>			
TM 02 30 010	3 x 10	500	5.000
CE TM 02 30 012	3 x 12	500	5.000
CE TM 02 30 016	3 x 16	500	5.000
CE TM 02 30 018	3 x 18	500	5.000
CE TM 02 30 020	3 x 20	500	5.000
CE TM 02 30 025	3 x 25	500	5.000
CE TM 02 30 030	3 x 30	500	5.000
<b>Ø 3,5 / Pz 2</b>			
TM 02 35 012	3,5 x 12	500	5.000
CE TM 02 35 016	3,5 x 16	500	5.000
CE TM 02 35 018	3,5 x 18	500	5.000
CE TM 02 35 020	3,5 x 20	500	5.000
CE TM 02 35 025	3,5 x 25	500	5.000
CE TM 02 35 030	3,5 x 30	500	5.000
CE TM 02 35 035	3,5 x 35	500	5.000
CE TM 02 35 040	3,5 x 40	500	5.000
<b>Ø 4 / Pz 2</b>			
CE TM 02 40 016	4 x 16	500	5.000
CE TM 02 40 020	4 x 20	500	5.000
CE TM 02 40 025	4 x 25	500	5.000
CE TM 02 40 030	4 x 30	500	5.000
CE TM 02 40 035	4 x 35	500	5.000
CE TM 02 40 040	4 x 40	500	5.000
CE TM 02 40 045	4 x 45	200	2.000
CE TM 02 40 050	4 x 50	200	2.000
CE TM 02 40 060	4 x 60	200	2.000
<b>Ø 4,5 / Pz 2</b>			
CE TM 02 45 020	4,5 x 20	500	5.000
CE TM 02 45 025	4,5 x 25	500	5.000
CE TM 02 45 030	4,5 x 30	500	5.000
CE TM 02 45 035	4,5 x 35	500	5.000
CE TM 02 45 040	4,5 x 40	500	5.000
CE TM 02 45 045	4,5 x 45	200	2.000
CE TM 02 45 050	4,5 x 50	200	2.000
CE TM 02 45 060	4,5 x 60	200	2.000
<b>Ø 5 / Pz 2</b>			
CE TM 02 50 020	5 x 20	500	5.000
CE TM 02 50 025	5 x 25	500	5.000
CE TM 02 50 030	5 x 30	500	5.000
CE TM 02 50 035	5 x 35	500	5.000
CE TM 02 50 040	5 x 40	200	2.000
CE TM 02 50 045	5 x 45	200	2.000
CE TM 02 50 050	5 x 50	200	2.000
CE TM 02 50 060	5 x 60	200	2.000
CE TM 02 50 070	5 x 70 / 60	200	2.000
CE TM 02 50 080	5 x 80 / 60	200	2.000
CE TM 02 50 090	5 x 90 / 70	100	1.000
<b>Ø 6 / Pz 3</b>			
CE TM 02 60 040	6 x 40	200	2.000
CE TM 02 60 050	6 x 50	200	2.000
CE TM 02 60 060	6 x 60	100	1.000
CE TM 02 60 080	6 x 80 / 60	100	1.000
CE TM 02 60 100	6 x 100 / 70	100	1.000

CE CE Certified / Certifié CE / CE Zulassung / Certificado CE / Сертификат CE

Fire Reaction A1 / Réaction au feu A1 / Brandverhalten A1 / Reacción al fuego A1 / Реакция на огонь A1

# TM 05



## ✚ Pan head cross type Z recess chipboard screw with special patented thread, black zinc plated and waxed

🇫🇷 Vis tête cylindrique pour panneaux de particules, empreinte cruciforme type Z, filetage breveté, zinguée noire et cirée

🇩🇪 Spanplatte - Halbrundkopfschraube, Kreuzschlitz Z, Gewinde patentiert, schwarz verzinkt und mit Wachs

🇪🇸 Tornillo para aglomerado, cabeza cilíndrica cruz tipo Z, especial rosca patentada, cincado negro y encerado

🇷🇺 Запатентованный оцинкованный шуруп по дереву черного цвета с цилиндрической скругленной головкой с крестообразным шлицем типа Z из закаленной стали со специальным восковым покрытием



CE Certified according to the EN 14592:2008+A1:2012, for structural timber applications. Nominal diameter and technical details in: DoP n. P1210/13-630-1-TM

DoP



Box / Boîte / Verpackung  
Caja / Упаковка

Usage / Utilisation / Benutzung  
Усо / Применение



Included in TADS - Tecfi Anchor Design Software for computer aided design of Anchorage.

**Tecfi Anchor Design Software**  
www.tecfi.it/tads

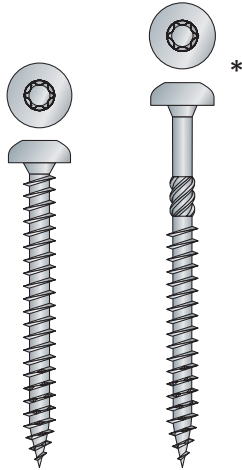
Item code	Screw size Ø x L / L <sub>1</sub> (mm)	Pcs. per box	Pcs. per carton
<b>Ø 3 / Pz 1</b>			
TM 05 30 010	3 x 10	500	5.000
CE 🔥 TM 05 30 012	3 x 12	500	5.000
CE 🔥 TM 05 30 016	3 x 16	500	5.000
CE 🔥 TM 05 30 018	3 x 18	500	5.000
CE 🔥 TM 05 30 020	3 x 20	500	5.000
CE 🔥 TM 05 30 025	3 x 25	500	5.000
CE 🔥 TM 05 30 030	3 x 30	500	5.000
<b>Ø 3,5 / Pz 2</b>			
TM 05 35 012	3,5 x 12	500	5.000
CE 🔥 TM 05 35 016	3,5 x 16	500	5.000
CE 🔥 TM 05 35 018	3,5 x 18	500	5.000
CE 🔥 TM 05 35 020	3,5 x 20	500	5.000
CE 🔥 TM 05 35 025	3,5 x 25	500	5.000
CE 🔥 TM 05 35 030	3,5 x 30	500	5.000
CE 🔥 TM 05 35 035	3,5 x 35	500	5.000
CE 🔥 TM 05 35 040	3,5 x 40	500	5.000
<b>Ø 4 / Pz 2</b>			
CE 🔥 TM 05 40 016	4 x 16	500	5.000
CE 🔥 TM 05 40 020	4 x 20	500	5.000
CE 🔥 TM 05 40 025	4 x 25	500	5.000
CE 🔥 TM 05 40 030	4 x 30	500	5.000
CE 🔥 TM 05 40 035	4 x 35	500	5.000
CE 🔥 TM 05 40 040	4 x 40	500	5.000
CE 🔥 TM 05 40 045	4 x 45	200	2.000
CE 🔥 TM 05 40 050	4 x 50	200	2.000
CE 🔥 TM 05 40 060	4 x 60	200	2.000
<b>Ø 4,5 / Pz 2</b>			
CE 🔥 TM 05 45 020	4,5 x 20	500	5.000
CE 🔥 TM 05 45 025	4,5 x 25	500	5.000
CE 🔥 TM 05 45 030	4,5 x 30	500	5.000
CE 🔥 TM 05 45 035	4,5 x 35	500	5.000
CE 🔥 TM 05 45 040	4,5 x 40	500	5.000
CE 🔥 TM 05 45 045	4,5 x 45	200	2.000
CE 🔥 TM 05 45 050	4,5 x 50	200	2.000
CE 🔥 TM 05 45 060	4,5 x 60	200	2.000
<b>Ø 5 / Pz 2</b>			
CE 🔥 TM 05 50 020	5 x 20	500	5.000
CE 🔥 TM 05 50 025	5 x 25	500	5.000
CE 🔥 TM 05 50 030	5 x 30	500	5.000
CE 🔥 TM 05 50 035	5 x 35	500	5.000
CE 🔥 TM 05 50 040	5 x 40	200	2.000
CE 🔥 TM 05 50 045	5 x 45	200	2.000
CE 🔥 TM 05 50 050	5 x 50	200	2.000
CE 🔥 TM 05 50 060	5 x 60	200	2.000
CE 🔥 TM 05 50 070	5 x 70 / 60	200	2.000
CE 🔥 TM 05 50 080	5 x 80 / 60	200	2.000
CE 🔥 TM 05 50 090	5 x 90 / 70	100	1.000
<b>Ø 6 / Pz 3</b>			
CE 🔥 TM 05 60 040	6 x 40	200	2.000
CE 🔥 TM 05 60 050	6 x 50	200	2.000
CE 🔥 TM 05 60 060	6 x 60	200	2.000
CE 🔥 TM 05 60 080	6 x 80 / 60	200	2.000
CE 🔥 TM 05 60 100	6 x 100 / 70	100	1.000

CE CE Certified / Certifié CE / CE Zulassung / Certificado CE / Сертификат CE

🔥 Fire Reaction A1 / Réaction au feu A1 / Brandverhalten A1 / Reacción al fuego A1 / Реакция на огонь A1

# TM 11

- 🇬🇧 **Pan head 6-lobe recess chipboard screw with special patented thread and reamer (over 100mm), zinc plated and waxed**
- 🇫🇷 Vis tête cylindrique pour panneaux de particules, empreinte à six lobes, avec filetage breveté et alésoir (au-dessus de 100 mm), zinguée et cirée
- 🇩🇪 Spanplatte - Halbrundkopfschraube, Innensechsrund, Gewinde patentiert und Reibahle (ab 100mm), verzinkt und mit Wachs
- 🇪🇸 Tornillo para aglomerado, cabeza cilíndrica 6 lóbulos internos, especial rosca patentada y fresa (a partir de 100mm de longitud), cincado y encerado
- 🇷🇺 Запатентованный оцинкованный шуруп по дереву из закаленной стали с цилиндрической скругленной головкой с шестигранным шлицем, с накаткой (для размеров свыше 100 мм), со специальным восковым покрытием



Item code	Screw size Ø x L / L <sub>1</sub> (mm)	Pcs. per box	Pcs. per carton
Ø 5 / T-25			
CE 🔥 TM 11 50 020	5 x 20	500	5.000
CE 🔥 TM 11 50 025	5 x 25	500	5.000
CE 🔥 TM 11 50 030	5 x 30	500	5.000
CE 🔥 TM 11 50 035	5 x 35	500	5.000
CE 🔥 TM 11 50 040	5 x 40	200	2.000
CE 🔥 TM 11 50 045	5 x 45	200	2.000
CE 🔥 TM 11 50 050	5 x 50	200	2.000
CE 🔥 TM 11 50 060	5 x 60	200	2.000
CE 🔥 TM 11 50 070	5 x 70 / 60	200	2.000
CE 🔥 TM 11 50 080	5 x 80 / 60	200	2.000
CE 🔥 TM 11 50 100	5 x 100 / 70	100	1.000
CE 🔥 TM 11 50 120	5 x 120 / 70	100	1.000
CE 🔥 TM 11 50 140	5 x 140 / 70	100	1.000

CE 🔥 CE Certified / Certifié CE / CE Zulassung / Certificado CE / Сертификат CE

🔥 Fire Reaction A1 / Réaction au feu A1 / Brandverhalten A1 / Reacción al fuego A1 / Реакция на огонь A1



- 🇬🇧 \* With reamer starting from 100 mm length (Ø 5 mm)
- 🇫🇷 \* Avec alésoir à partir de la longueur 100 mm (Ø 5 mm)
- 🇩🇪 \* Mit Reibahle von der Länge 100 mm (Ø 5 mm)
- 🇪🇸 \* Con fresa a partir de la longitud 100 mm (Ø 5 mm)
- 🇷🇺 \* С накаткой для размера 100 мм и выше (Ø 5 мм)



CE Certified according to the EN 14592:2008+A1:2012, for structural timber applications. Nominal diameter and technical details in: DoP n. P1210/13-630-1-TM

DoP



One bit free per box



🇬🇧 one bit free per box

- 🇫🇷 Un embout gratuit dans chaque boîte
- 🇩🇪 Zu jeder Verpackung ein Bit kostenlos
- 🇪🇸 Una punta de atornillar en cada caja
- 🇷🇺 Один бесплатный бит в каждой упаковке

Box / Boîte / Verpackung  
Caja / Упаковка

Usage / Utilisation / Benutzung  
Uso / Применение



Included in TADS - Tecfi Anchor Design Software for computer aided design of Anchorage.

**Tecfi Anchor Design Software**  
www.tecfi.it/tads

# TL

## Raised (oval) CSK head with ribs cross type Z recess chipboard screw with special patented thread, waxed


Vis tête fraisée bombée pour panneaux de particules, empreinte cruciforme Type Z, filetage breveté, cirée

Linsensenkopfschraube für Spanplatte, Kreuzschlitz Z, Gewinde patentiert, mit Wachs

Tornillo para aglomerado, cabeza avellanada abombada cruz tipo Z con estrías avellanadoras, especial rosca patentada, encerado

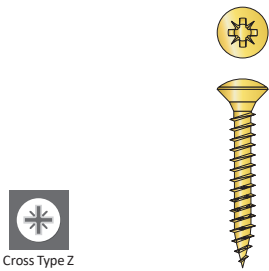
Запатентованный шуруп по дереву из закаленной стали с полупотайной головкой с насечками с крестообразным шлицем типа Z, со специальным восковым покрытием

### TL 01 zinc plated / zinguée / verzinkt / cincado / Оцинкованный




Item code	Screw size Ø x L (mm)	Pcs. per box	Pcs. per carton
Ø 3 / Pz 1			
TL 01 30 016	3 x 16	500	5.000
TL 01 30 020	3 x 20	500	5.000
TL 01 30 025	3 x 25	500	5.000
TL 01 30 030	3 x 30	500	5.000

### TL 03 brass plated / laitonée / vermessingt / latonado / латунный




Item code	Screw size Ø x L (mm)	Pcs. per box	Pcs. per carton
Ø 2,5 / Pz 1			
TL 03 25 016	2,5 x 16	500	5.000
TL 03 25 020	2,5 x 20	500	5.000
Ø 3 / Pz 1			
TL 03 30 016	3 x 16	500	5.000
TL 03 30 020	3 x 20	500	5.000
TL 03 30 025	3 x 25	500	5.000
TL 03 30 030	3 x 30	500	5.000
Ø 3,5 / Pz 2			
TL 03 35 020	3,5 x 20	500	5.000
TL 03 35 025	3,5 x 25	500	5.000
TL 03 35 030	3,5 x 30	500	5.000

### TL 04 bronze plated / bronzée / bronziert / bronceado / бронзовый



Item code	Screw size Ø x L (mm)	Pcs. per box	Pcs. per carton
Ø 3 / Pz 1			
TL 04 30 016	3 x 16	500	5.000
TL 04 30 020	3 x 20	500	5.000
TL 04 30 025	3 x 25	500	5.000
TL 04 30 030	3 x 30	500	5.000

Box / Boîte / Verpackung / Caja / Упаковка



TL 01



TL 03

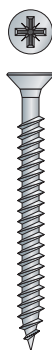


TL 04

# AAA 01

## Flat CSK head cross type Z recess chipboard screw, waxed

- Vis tête fraisée plate pour panneaux de particules, empreinte cruciforme type Z, cirée
- Spanplatte-Senkkopfschraube Kreuzschlitz Z, mit Wachs
- Tornillo para aglomerado, cabeza avellanada cruz tipo Z, de acero cementado, encerado, a granel
- Оцинкованный шуруп из закаленной стали с плоской потайной головкой с крестообразным шлицем типа Z, со специальным восковым покрытием

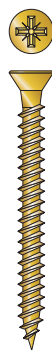


Item code	Screw size Ø x L / L <sub>1</sub> (mm)	Pcs. per carton
<b>Ø 3,5 / Pz 2</b>		
AAA 01 35 030	3,5 x 30	10.000
AAA 01 35 045	3,5 x 45	5.000
AAA 01 35 050	3,5 x 50	5.000
<b>Ø 4 / Pz 2</b>		
AAA 01 40 018	4 x 18	10.000
AAA 01 40 020	4 x 20	10.000
AAA 01 40 035	4 x 35	5.000
AAA 01 40 040	4 x 40	5.000
AAA 01 40 045	4 x 45	5.000
<b>Ø 4,5 / Pz 2</b>		
AAA 01 45 025	4,5 x 25	10.000
AAA 01 45 040	4,5 x 40	5.000
AAA 01 45 045	4,5 x 45	5.000
AAA 01 45 050	4,5 x 50	5.000
AAA 01 45 055	4,5 x 55	5.000
AAA 01 45 060	4,5 x 60	5.000
<b>Ø 5 / Pz 2</b>		
AAA 01 50 050	5 x 50	5.000
AAA 01 50 060	5 x 60	5.000
AAA 01 50 070	5 x 70 / 60	3.000
<b>Ø 6 / Pz 3</b>		
AAA 01 60 060	6 x 60	3.000
AAA 01 60 070	6 x 70 / 60	3.000
AAA 01 60 080	6 x 80 / 60	3.000

⚠ Until stockout / Jusqu'à épuisement des stocks / Solange der Vorrat reicht / Hasta agotar existencias / до окончания стока

Until stockout / Jusqu'à épuisement des stocks / Solange der Vorrat reicht / Hasta agotar existencias / до окончания стока

## AAA 02 yellow zinc plated / zingué jaune / gelb Verzinkt / bicromatado / оцинкованный желтого цвета



Item code	Screw size Ø x L / L <sub>1</sub> (mm)	Pcs. per carton
<b>Ø 3,5 / Pz 2</b>		
AAA 02 35 025	3,5 x 25	5.000
<b>Ø 4 / Pz 2</b>		
AAA 02 40 050	4 x 50	5.000

Box / Boîte / Verpackung / Caja / Упаковка





# AAD 01

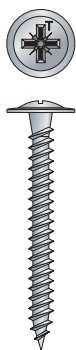
## ✚ Pan washer head cross type Z recess chipboard screw, waxed

🇫🇷 Vis tête cylindrique pour panneaux de particules, avec rondelle intégrée, empreinte cruciforme type Z, cirée

🇩🇪 Spanplatte- Tellerkopfschraube, Kreuzschlitz Z, mit Wachs

🇪🇸 Tornillo para aglomerado, cabeza cilíndrica cruz tipo Z con arandela estampada, encerado

🇷🇺 Оцинкованный шуруп с полукруглой головкой с пресс-шайбой с крестообразным шлицем типа Z, со специальным восковым покрытием



Item code	Screw size Ø x L / L <sub>1</sub> (mm)	Pcs. per carton
Ø 3,5 / Pz 2		
AAD 01 35 030	3,5 x 30	5.000
Ø 4 / Pz 2		
AAD 01 40 040	4 x 40	5.000
AAD 01 40 045	4 x 45	5.000
Ø 4,5 / Pz 2		
AAD 01 45 035	4,5 x 35	5.000
AAD 01 45 040	4,5 x 40	5.000
AAD 01 45 045	4,5 x 45	5.000
AAD 01 45 050	4,5 x 50	5.000
AAD 01 45 055	4,5 x 55	5.000
AAD 01 45 060	4,5 x 60	5.000
Ø 5 / Pz 3		
AAD 01 50 040	5 x 40	5.000
AAD 01 50 045	5 x 45	5.000
AAD 01 50 050	5 x 50	5.000
AAD 01 50 060	5 x 60	3.000
AAD 01 50 070	5 x 70	3.000
Ø 6 / Pz 3		
AAD 01 60 060	6 x 60	3.000
AAD 01 60 070	6 x 70	3.000
AAD 01 60 080	6 x 80	3.000






Technical Data Sheet

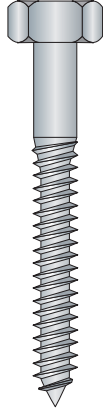


Box / Boîte / Verpackung / Caja / Упаковка



# BA 01

-  **DIN 571 - Hexagonal head wood screw, zinc plated**
-  **DIN 571 - Vis à bois tête hexagonale, zinguée**
-  **DIN 571 - Sechskant- Holzschraube, verzinkt**
-  **DIN 571 - Tornillo para madera, cabeza hexagonal, de acero cincado**
-  **DIN 571 - Оцинкованный шуруп с шестигранной головкой**

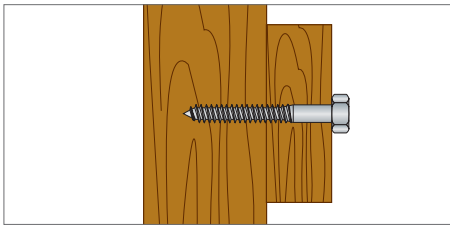


**CE Certified** according to the **EN 14592:2008+A1:2012**, for structural timber applications. Nominal diameter and technical details in: DoP n. P1210/13-630-1-BA

DoP



Usage / Utilisation / Benutzung / Uso / Применение



Box / Boîte / Verpackung  
Saja / Упаковка

Usage / Utilisation / Benutzung  
Uso / Применение



Included in **TADS - Tecfi Anchor Design Software** for computer aided design of Anchorage.

**Tecfi Anchor Design Software**  
[www.tecfi.it/tads](http://www.tecfi.it/tads)

Item code	Screw size Ø x L (mm)	Pcs. per box	Pcs. per carton
<b>Ø 6 / SW: 10</b>			
CE BA 01 06 030	6 x 30	200	2.000
CE BA 01 06 040	6 x 40	200	2.000
CE BA 01 06 050	6 x 50	200	2.000
CE BA 01 06 060	6 x 60	100	1.000
CE BA 01 06 070	6 x 70	100	1.000
CE BA 01 06 080	6 x 80	100	1.000
CE BA 01 06 090	6 x 90	100	1.000
CE BA 01 06 100	6 x 100	100	1.000
CE BA 01 06 110	6 x 110	100	1.000
CE BA 01 06 120	6 x 120	100	1.000
<b>Ø 7 / SW: 12</b>			
CE BA 01 07 030	7 x 30	200	2.000
CE BA 01 07 040	7 x 40	200	2.000
CE BA 01 07 050	7 x 50	100	1.000
CE BA 01 07 060	7 x 60	100	1.000
CE BA 01 07 070	7 x 70	100	1.000
CE BA 01 07 080	7 x 80	100	1.000
CE BA 01 07 090	7 x 90	100	1.000
CE BA 01 07 100	7 x 100	100	1.000
CE BA 01 07 110	7 x 110	100	1.000
CE BA 01 07 120	7 x 120	100	500
CE BA 01 07 130	7 x 130	100	500
CE BA 01 07 150	7 x 150	100	500
<b>Ø 8 / SW: 13</b>			
CE BA 01 08 040	8 x 40	200	1.000
CE BA 01 08 050	8 x 50	200	1.000
CE BA 01 08 060	8 x 60	100	1.000
CE BA 01 08 070	8 x 70	100	1.000
CE BA 01 08 080	8 x 80	100	1.000
CE BA 01 08 090	8 x 90	100	500
CE BA 01 08 100	8 x 100	100	500
CE BA 01 08 110	8 x 110	100	500
CE BA 01 08 120	8 x 120	50	500
CE BA 01 08 130	8 x 130	50	500
CE BA 01 08 140	8 x 140	50	500
CE BA 01 08 150	8 x 150	50	250
CE BA 01 08 160	8 x 160	50	250
CE BA 01 08 180	8 x 180	50	250
CE BA 01 08 200	8 x 200	50	250
CE BA 01 08 220	8 x 220	50	250
CE BA 01 08 240	8 x 240	50	250
CE BA 01 08 250	8 x 250	50	250
<b>Ø 10 / SW: 17</b>			
CE BA 01 10 050	10 x 50	100	500
CE BA 01 10 060	10 x 60	100	500
CE BA 01 10 070	10 x 70	100	500
CE BA 01 10 080	10 x 80	50	500
CE BA 01 10 090	10 x 90	50	500
CE BA 01 10 100	10 x 100	50	250
CE BA 01 10 120	10 x 120	50	250
CE BA 01 10 140	10 x 140	50	250
CE BA 01 10 150	10 x 150	50	250
CE BA 01 10 160	10 x 160	50	250
CE BA 01 10 180	10 x 180	50	250
CE BA 01 10 200	10 x 200	50	250
CE BA 01 10 220	10 x 220	50	250
CE BA 01 10 240	10 x 240	-	50
CE BA 01 10 260	10 x 260	-	50
CE BA 01 10 280	10 x 280	-	50
CE BA 01 10 300	10 x 300	-	50
<b>Ø 12 / SW: 19</b>			
CE BA 01 12 080	12 x 80	50	250
CE BA 01 12 100	12 x 100	50	250
CE BA 01 12 120	12 x 120	50	250
CE BA 01 12 140	12 x 140	50	250
CE BA 01 12 150	12 x 150	50	250
CE BA 01 12 160	12 x 160	25	125
CE BA 01 12 180	12 x 180	25	125
CE BA 01 12 200	12 x 200	25	125
CE BA 01 12 260	12 x 260	-	25
CE BA 01 12 300	12 x 300	-	25
CE BA 01 12 360	12 x 360	-	20
CE BA 01 12 400	12 x 400	-	15

CE CE Certified / Certifié CE / CE Zulassung / Certificado CE / Сертификат CE  
 Fire Reaction A1 / Réaction au feu A1 / Brandverhalten A1 / Reacción al fuego A1 / Реакция на огонь A1

# BA 02

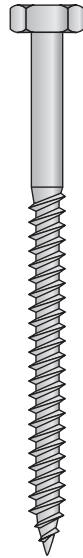
**DIN 571 - Hexagonal head SPECIAL wood screw, zinc plated**

DIN 571 - Vis à bois tête hexagonale avec filet SPÉCIAL, zinguée

DIN 571 - Sechskant-Holzschraube mit Spezialgewinde, verzinkt

DIN 571 - Tornillo ESPECIAL para madera, cabeza hexagonal, de acero cincado

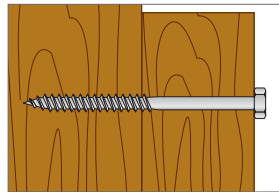
DIN 571 - Оцинкованный шуруп с шестигранной головкой со СПЕЦИАЛЬНОЙ резьбой



Item code	Screw size Ø x L / L <sub>1</sub> (mm)	Pcs. per box	Pcs. per carton
<b>Ø 5,5 / SW: 10</b>			
BA 02 55 065	5,5 x 65 / 39	100	1.000
BA 02 55 085	5,5 x 85 / 51	100	1.000
BA 02 55 105	5,5 x 105 / 63	100	1.000
BA 02 55 125	5,5 x 125 / 72	100	1.000
BA 02 55 140	5,5 x 140 / 72	100	1.000
<b>Ø 7 / SW: 12</b>			
BA 02 07 085	7 x 85 / 51	100	1.000
BA 02 07 105	7 x 105 / 63	100	500
BA 02 07 120	7 x 120 / 72	50	500
BA 02 07 140	7 x 140 / 72	50	500
BA 02 07 165	7 x 165 / 72	50	500
BA 02 07 205	7 x 205 / 72	50	500

Usage / Utilisation / Benutzung / Uso / Применение

Box / Boîte / Verpackung / Caja / Упаковка



Across flats  
SW



CrVI Free  
since 2001

# BA 03

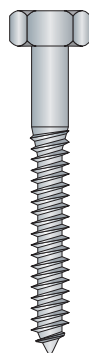
**DIN 571 - Hexagonal head SPECIAL wood screw, hardened, zinc plated**

DIN 571 - Vis à bois tête hexagonale avec filet SPÉCIAL, zinguée

DIN 571 - Sechskant- Holzschraube mit Spezialgewinde, verzinkt

DIN 571 - Tornillo ESPECIAL para madera, cabeza hexagonal, de acero cementado, cincado

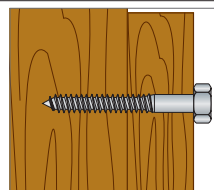
DIN 571 - Оцинкованный шуруп из закаленной стали с шестигранной головкой со СПЕЦИАЛЬНОЙ резьбой



Item code	Screw size Ø x L / L <sub>1</sub> (mm)	Pcs. per box	Pcs. per carton
<b>Ø 6 / SW: 10</b>			
BA 03 06 050	6 x 50 / 39	200	2.000
<b>Ø 7 / SW: 12</b>			
BA 03 07 065	7 x 65 / 50	100	1.000
<b>Ø 8 / SW: 13</b>			
BA 03 08 070	8 x 70 / 59	100	1.000
<b>Ø 10 / SW: 17</b>			
BA 03 10 100	10 x 100 / 75	50	500
BA 03 10 120	10 x 120 / 85	50	250
<b>Ø 12 / SW: 19</b>			
BA 03 12 100	12 x 100 / 75	50	250

Usage / Utilisation / Benutzung / Uso / Применение

Box / Boîte / Verpackung / Caja / Упаковка



Across flats  
SW

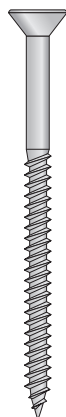


CrVI Free  
since 2001

# AAC 01

## Flat countersunk head cross type Z recess wood screw, zinc plated

- 🇫🇷 Vis à bois tête fraisée plate empreinte cruciforme type Z, zinguée
- 🇩🇪 Senkkopf- Holzschraube, Kreuzschlitz Z, verzinkt
- 🇵🇪 Tornillo para madera, cabeza avellanada cruz tipo Z, de acero cincado
- 🇷🇺 Оцинкованный шуруп с плоской потайной головкой с крестообразным шлицем типа Z



Item code	Screw size Ø x L (mm)	Pcs. per box	Pcs. per carton
<b>Ø 4 / Pz 2</b>			
AAC 01 40 045	4 x 45	200	2.000
AAC 01 40 065	4 x 65	200	2.000
AAC 01 40 085	4 x 85	200	2.000
<b>Ø 5,5 / Pz 3</b>			
AAC 01 55 065	5,5 x 65	200	2.000
AAC 01 55 085	5,5 x 85	200	2.000
AAC 01 55 105	5,5 x 105	100	1.000
AAC 01 55 125	5,5 x 125	100	1.000
AAC 01 55 140	5,5 x 140	100	1.000
<b>Ø 7 / Pz 4</b>			
AAC 01 70 065	7 x 65	100	1.000
AAC 01 70 085	7 x 85	100	1.000
AAC 01 70 105	7 x 105	100	500
AAC 01 70 120	7 x 120	100	500
AAC 01 70 140	7 x 140	50	500
AAC 01 70 165	7 x 165	50	500
AAC 01 70 205	7 x 205	50	500

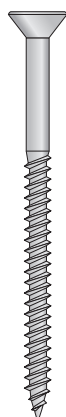
Box / Boîte / Verpackung / Caja / Упаковка



# AAC 03

## Flat countersunk head 6-lobe recess wood screw, zinc plated

- 🇫🇷 Vis à bois tête fraisée plate empreinte à six lobes, zinguée
- 🇩🇪 Senkkopf- Holzschraube mit Innensechsrund, verzinkt
- 🇵🇪 Tornillo para madera, cabeza avellanada 6 lóbulos internos, de acero cincado
- 🇷🇺 Оцинкованный шуруп с плоской потайной головкой с шестигранным шлицем



Item code	Screw size Ø x L (mm)	Pcs. per box	Pcs. per carton
<b>Ø 5,5 / T-30</b>			
AAC 03 55 065	5,5 x 65	200	2.000
AAC 03 55 085	5,5 x 85	200	2.000
AAC 03 55 105	5,5 x 105	100	1.000
AAC 03 55 125	5,5 x 125	100	1.000
AAC 03 55 140	5,5 x 140	100	1.000
<b>Ø 7 / T-40</b>			
AAC 03 70 085	7 x 85	100	1.000
AAC 03 70 105	7 x 105	100	500
AAC 03 70 120	7 x 120	100	500
AAC 03 70 140	7 x 140	50	500
AAC 03 70 165	7 x 165	50	500
AAC 03 70 205	7 x 205	50	500


Box / Boîte / Verpackung / Caja / Упаковка



# LD 01

## 🇬🇧 Mushroom head 6-lobe recess special and hardened wood screw, zinc plated

- 🇫🇷 Vis spéciale à bois tête bombée à six lobes, en acier cementé, zinguée
- 🇩🇪 Spezielle Rundkopf- Holzschraube mit Innensechsrund, einsatzgehärtet, verzinkt
- 🇪🇸 Tornillo especial para madera, cabeza abombada 6 lóbulos internos, de acero cementado, cincado
- 🇷🇺 Оцинкованный шуруп из закаленной стали с низкой полукруглой головкой с шестигранным шлицем



Item code	Screw size Ø x L / L <sub>1</sub> (mm)	Pcs. per box	Pcs. per carton
Ø 7 / T-40			
LD 01 70 065	7 x 65 / 39	100	1.000
LD 01 70 085	7 x 85 / 51	100	1.000
LD 01 70 105	7 x 105 / 63	100	1.000
LD 01 70 120	7 x 120 / 72	50	500
LD 01 70 140	7 x 140 / 84	50	500
LD 01 70 165	7 x 165 / 99	50	500
LD 01 70 205	7 x 205 / 99	50	500

**LD 02** with T-40 6-lobe shaped small cap to be hammered  
avec cache-tête à six lobes X T-40 à marteler / mit T-40 Einschlagstern / con tapón clavable T-40 / с ударным колпачком -заглушкой T-40 под шестигранный шлиц



Item code	Screw size Ø x L / L <sub>1</sub> (mm)	Pcs. per box	Pcs. per carton
Ø 7 / T-40			
LD 02 70 065	7 x 65 / 39	100	1.000
LD 02 70 085	7 x 85 / 51	100	1.000
LD 02 70 105	7 x 105 / 63	100	1.000
LD 02 70 120	7 x 120 / 72	50	500
LD 02 70 140	7 x 140 / 84	50	500
LD 02 70 165	7 x 165 / 99	50	500
LD 02 70 205	7 x 205 / 99	50	500

Box / Boîte / Verpackung / Caja / Упаковка



# LB 01

## 🇬🇧 T-30 and T-40 6-lobe shaped small cap fitting 6-lobe recessed screw, to be hammered

- 🇫🇷 Cache-tête à six lobes X T-30 et T-40 pour vis à six lobes, à marteler
- 🇩🇪 T-30 und T-40 Einschlagstern
- 🇪🇸 Tapón clavable para tornillos con cabeza 6 lóbulos internos T-30 y T-40
- 🇷🇺 Ударный колпачок-заглушка T-30 и T-40 под шестигранный шлиц




Item code	Size	Pcs. per bag	Pcs. per box
LB 01 00 030	T-30	100	5.000
LB 01 00 040	T-40	50	2.500


Box / Boîte / Verpackung / Caja / Упаковка




# IV 01 - IX 01 - IW 01

 **Special wood screw for VS-Handyplug® anchors, zinc plated**

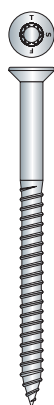
 Vis à bois spéciale pour chevilles VS-Handyplug®, zinguée

 Spezielle verzinkte Holzschraube für VS-Handyplug® Nylondübel

 Tornillo especial para madera, para tacos VS-Handyplug®, cincado

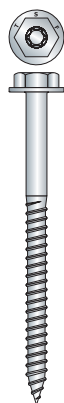
 Специальный оцинкованный шуруп для дюбелей VS-Handyplug®

**IV 01** 6-lobe recess flat countersunk head / Tête fraisée empreinte six lobes X / Senkkopf mit Innensechsrund / cabeza avellanada 6 lóbulos internos / шуруп с плоской потайной головкой и шестигранным шлицем



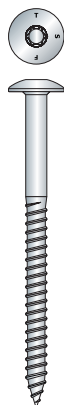
Item code	Screw size Ø x L / L <sub>1</sub> (mm)	Pcs. per box	Pcs. per carton
<b>Ø 8 / T-30</b>			
IV 01 60 085	6 x 85 / 75	200	1.000
IV 01 60 105	6 x 105 / 75	100	500
IV 01 60 125	6 x 125 / 75	100	500
IV 01 60 145	6 x 145 / 75	100	500
<b>Ø 10 / T-40</b>			
IV 01 70 085	7 x 85 / 75	100	500
IV 01 70 105	7 x 105 / 75	100	500
IV 01 70 125	7 x 125 / 75	100	500
IV 01 70 145	7 x 145 / 75	50	500
IV 01 70 165	7 x 165 / 75	50	250
IV 01 70 205	7 x 205 / 75	50	250
IV 01 70 235	7 x 235 / 75	25	250

**IX 01** 6-lobe recess hexagonal washer head / Tête hexagonale empreinte six lobes X / Sechskantkopf mit Innensechsrund / cabeza hexagonal arandela estampada 6 lóbulos internos / шуруп с шестигранной головкой и шестигранным шлицем



Item code	Screw size Ø x L / L <sub>1</sub> (mm)	Pcs. per box	Pcs. per carton
<b>Ø 8 / SW: 10 / T-30</b>			
IX 01 60 085	6 x 85 / 75	100	1.000
IX 01 60 105	6 x 105 / 75	100	500
IX 01 60 125	6 x 125 / 75	50	500
IX 01 60 145	6 x 145 / 75	50	500
<b>Ø 10 / SW: 13 / T-40</b>			
IX 01 70 085	7 x 85 / 75	100	500
IX 01 70 105	7 x 105 / 75	100	500
IX 01 70 125	7 x 125 / 75	50	500
IX 01 70 145	7 x 145 / 75	50	250
IX 01 70 165	7 x 165 / 75	50	250
IX 01 70 205	7 x 205 / 75	50	250
IX 01 70 235	7 x 235 / 75	25	250

**IW 01** 6-lobe recess mushroom head / Tête ronde empreinte six lobes X / Rundkopf mit Innensechsrund / cabeza abombada 6 lóbulos internos / Шуруп с низкой полукруглой головкой с шестигранным шлицем



Item code	Screw size Ø x L / L <sub>1</sub> (mm)	Pcs. per box	Pcs. per carton
<b>Ø 8 / T-30</b>			
IW 01 60 085	6 x 85 / 75	100	1.000
IW 01 60 105	6 x 105 / 75	100	500
IW 01 60 125	6 x 125 / 75	50	500
IW 01 60 145	6 x 145 / 75	50	500
<b>Ø 10 / T-40</b>			
IW 01 70 085	7 x 85 / 75	100	500
IW 01 70 105	7 x 105 / 75	100	500
IW 01 70 125	7 x 125 / 75	50	250
IW 01 70 145	7 x 145 / 75	50	250
IW 01 70 165	7 x 165 / 75	50	250
IW 01 70 205	7 x 205 / 75	50	250


# RN 01- PX 01

 **Special wood screw for VS-Handyplug® anchors, zinc plated**

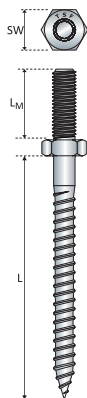
 Vis à bois spéciale pour chevilles VS-Handyplug®, zinguée




 Spezielle verzinkte Holzschraube für VS-Handyplug® Nylondübel

 Tornillo especial para madera, para tacos VS-Handyplug®, cincado

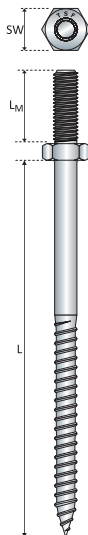
 Специальный оцинкованный шуруп для дюбелей VS-Handyplug®

**RN 01** socket recess dual thread (machine + special) screw / vis double filet (métrique et spécial) à six pans creux / Innensechskantschraube mit doppeltem Gewinde (metrisches und spezielles) / Tornillo doble rosca (métrica + especial), con huella hexagonal / Оцинкованный двухсторонний шуруп с внутренним шестигранником



Item code	Dual thread screw $\varnothing \times L / M \times L_m$ (mm)	Pcs. per box	Pcs. per carton
<b><math>\varnothing 6/M6 / SW: 10 /</math> In hex (s): 3</b>			
 <b>RN 01 60 110</b>	$\varnothing 6 \times 85 / M6 \times 21$	100	1.000
<b><math>\varnothing 7/M8 / SW: 13 /</math> In hex (s): 4</b>			
 <b>RN 01 70 115</b>	$\varnothing 7 \times 85 / M8 \times 25$	50	500
<small> with hex recess until stockout, then WITHOUT hex recess / à six pans creux jusqu'à épuisement de stock, après sans six pans creux / Mit Sechseckeinbuchtung bis Lagerende geliefert, danach ohne Sechseckeinbuchtung geliefert / con huella hexagonal hasta agotar existencias. Luego se entregará el producto sin huella / с внутренним шестигранником до конца стока, потом без внутреннего шестигр</small>			

**PX 01** socket recess dual thread (machine + special) screw / vis double filet (métrique et spécial) à six pans creux / Innensechskantschraube mit Doppelgewinde (metrisch und spezial) / Tornillo doble rosca (métrica + especial), con huella hexagonal / Оцинкованный двухсторонний шуруп с внутренним шестигранником



Item code	Dual thread screw $\varnothing \times L / M \times L_m$ (mm)	Pcs. per box	Pcs. per carton
<b><math>\varnothing 7/M8 / SW: 13 /</math> without In hex</b>			
<b>PX 01 70 165</b>	$\varnothing 7 \times 165 / M8 \times 20$	50	500
<b>PX 01 70 205</b>	$\varnothing 7 \times 205 / M8 \times 20$	50	500

# IV 71 - IX 71 - RN 71

## 🇬🇧 A4-70 (AISI 316) stainless steel special wood screw for VS-Handyplug® anchors

🇫🇷 Vis à bois spéciale pour chevilles VS-Handyplug®, en acier Inox A4-70 (AISI 316)

🇩🇪 Spezielle Holzschraube aus Edelstahl A4-70 (AISI 316) für VS-Handyplug® Nyldübel

🇪🇸 Tornillo especial para madera, para tacos VS-Handyplug®, de Acero Inoxidable A4-70 (AISI 316)

🇷🇺 Специальный шуруп из нержавеющей стали A4-70 (AISI 316) для дюбелей VS-Handyplug®

### IV 71 6-lobe recess flat countersunk head / Tête fraisée empreinte six lobes X / Senkkopf mit Innensechsrund / cabeza avellanada 6 lóbulos internos шуруп с плоской потайной головкой и шестигранным шлицем



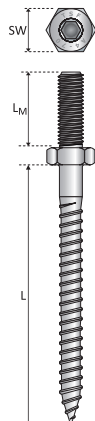
Item code	Screw size Ø x L / L <sub>1</sub> (mm)	Pcs. per box	Pcs. per carton
<b>Ø 8 / T-30</b>			
IV 71 60 085	6 x 85 / 75	200	1.000
IV 71 60 105	6 x 105 / 75	100	500
IV 71 60 125	6 x 125 / 75	100	500
IV 71 60 145	6 x 145 / 75	100	500
<b>Ø 10 / T-40</b>			
IV 71 70 085	7 x 85 / 75	100	500
IV 71 70 105	7 x 105 / 75	100	500
IV 71 70 125	7 x 125 / 75	100	500
IV 71 70 145	7 x 145 / 75	50	250
IV 71 70 165	7 x 165 / 75	50	250
IV 71 70 205	7 x 205 / 75	50	250
IV 71 70 235	7 x 235 / 75	25	250

### IX 71 6-lobe recess hexagonal washer head / Tête hexagonale empreinte six lobes X / Sechskantkopf mit Innensechsrund / cabeza hexagonal arandela estampada 6 lóbulos internos / шуруп с шестигранной головкой и шестигранным шлицем



Item code	Screw size Ø x L / L <sub>1</sub> (mm)	Pcs. per box	Pcs. per carton
<b>Ø 8 / SW: 10 / T-30</b>			
IX 71 60 085	6 x 85 / 75	100	1.000
IX 71 60 105	6 x 105 / 75	100	500
IX 71 60 125	6 x 125 / 75	50	500
IX 71 60 145	6 x 145 / 75	50	500
<b>Ø 10 / SW: 13 / T-40</b>			
IX 71 70 085	7 x 85 / 75	100	500
IX 71 70 105	7 x 105 / 75	100	500
IX 71 70 125	7 x 125 / 75	50	250
IX 71 70 145	7 x 145 / 75	50	250
IX 71 70 165	7 x 165 / 75	50	250
IX 71 70 205	7 x 205 / 75	50	250
IX 71 70 235	7 x 235 / 75	25	250

### RN 71 socket recess dual thread (machine + special) screw / vis double filet (métrique et spécial) à six pans creux / Innensechskantschraube mit Doppelgewinde (metrisch und spezial) / Tornillo doble rosca (métrica + especial), con huella hexagonal / Оцинкованный двухсторонний шуруп с внутренним шестигранником







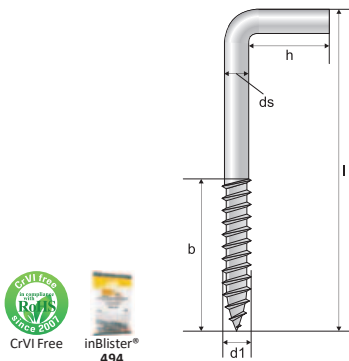
Item code	Screw size Ø x L / M x L <sub>M</sub> (mm)	Pcs. per box	Pcs. per carton
<b>Ø 6/M6 / SW: 10 / In hex (s): 3</b>			
RN 71 60 110	Ø6 x 85 / M6 x 21	100	1.000
<b>Ø 7/M8 / SW: 13 / In hex (s): 4</b>			
RN 71 70 115	Ø7 x 85 / M8 x 25	50	500



# EA 01

## “L” shaped wood screw (undersized body), zinc plated

-  Vis crochet droit à bois, zinguée
-  Holzschraube mit Haken, verzinkt
-  Alcayata con rosca para madera, cincada
-  Оцинкованный костыль-шуруп







Box / Boîte / Verpackung / Caja / Упаковка



Item code	Size number	Wire $\varnothing$ (ds) (mm)	Thread $\varnothing$ (d1) (mm)	Length (l) (mm)	Thread length (b) (mm)	Height (h) (mm)	Pcs. per Box	Pcs. per carton
EA 01 14 025	14 x 25	2	2,5	15	10	6	500	5.000
EA 01 14 030	14 x 30	2	2,5	20	10	6	500	5.000
EA 01 16 030	16 x 30	2,25	3	20	10	7,5	500	5.000
EA 01 16 035	16 x 35	2,25	3	25	10	7,5	500	5.000
EA 01 17 030	17 x 30	2,5	3,3	20	10	8,5	200	2.000
EA 01 17 035	17 x 35	2,5	3,3	25	10	8,5	200	2.000
EA 01 17 040	17 x 40	2,5	3,3	30	10	8,5	200	2.000
EA 01 18 040	18 x 40	3	4,2	30	10	10	200	2.000
EA 01 18 045	18 x 45	3	4,2	35	15	10	200	2.000
EA 01 18 050	18 x 50	3	4,5	40	15	10	200	2.000
EA 01 19 050	19 x 50	3,5	4,5	35	15	12	200	2.000
EA 01 19 060	19 x 60	3,5	4,5	45	18	12	200	2.000
EA 01 20 050	20 x 50	4	5	35	15	13	200	2.000
EA 01 20 060	20 x 60	4	5	45	18	13	200	2.000
EA 01 20 070	20 x 70	4	5	55	21	13	200	2.000
EA 01 20 080	20 x 80	4	5	65	21	13	200	2.000
EA 01 21 060	21 x 60	4,5	5,5	45	18	14	200	2.000
EA 01 21 070	21 x 70	4,5	5,5	55	21	14	200	2.000
EA 01 21 080	21 x 80	4,5	5,5	60	21	14	200	2.000
EA 01 21 100	21 x 100	4,5	5,5	80	24	14	100	1.000
EA 01 22 070	22 x 70	5	6	50	21	17	100	1.000
EA 01 22 080	22 x 80	5	6	60	21	17	100	1.000
EA 01 22 100	22 x 100	5	6	80	24	17	100	1.000
EA 01 23 080	23 x 80	6	7,5	60	24	20	100	1.000
EA 01 23 100	23 x 100	6	7,5	80	30	20	100	1.000
EA 01 23 120	23 x 120	6	7,5	100	30	20	100	1.000

# FU 01

## Hook wood screw (undersized body), zinc plated

-  Vis crochet rond à bois, zinguée
-  Holzschraube mit Rundhaken, verzinkt
-  Hembrilla abierta con rosca para madera, cincada
-  Оцинкованное полукольцо-шуруп



Box / Boîte / Verpackung / Caja / Упаковка



Item code	Size number	Wire $\varnothing$ (ds) (mm)	Thread $\varnothing$ (d1) (mm)	Length (l) (mm)	Thread length (b) (mm)	$\varnothing$ Hook (da) (mm)	Pcs. per Box	Pcs. per carton
FU 01 14 025	14 x 25	2	2,5	10	8	4	500	5.000
FU 01 14 030	14 x 30	2	2,5	15	8	5	500	5.000
FU 01 16 030	16 x 30	2,25	3	10	8	5	500	5.000
FU 01 17 035	17 x 35	2,5	3,3	12	8	7	200	2.000
FU 01 17 040	17 x 40	2,5	3,3	16	10	7	200	2.000
FU 01 18 050	18 x 50	3	4,2	20	10	12	200	2.000
FU 01 18 060	18 x 60	3	4,2	25	15	12	200	2.000
FU 01 19 060	19 x 60	3,5	4,5	20	12	12	200	2.000
FU 01 19 070	19 x 70	3,5	4,5	25	15	12	200	2.000
FU 01 19 080	19 x 80	3,5	4,5	30	15	17	200	2.000
FU 01 20 070	20 x 70	4	5	25	15	14	200	2.000
FU 01 20 080	20 x 80	4	5	30	18	17	200	2.000
FU 01 20 090	20 x 90	4	5	35	18	17	200	2.000
FU 01 21 080	21 x 80	4,5	5,5	30	18	19	200	2.000
FU 01 21 090	21 x 90	4,5	5,5	35	18	19	100	1.000
FU 01 21 100	21 x 100	4,5	5,5	40	24	19	100	1.000
FU 01 22 090	22 x 90	5	6	30	18	21	100	1.000
FU 01 22 100	22 x 100	5	6	35	18	21	100	1.000
FU 01 22 120	22 x 120	5	6	50	30	23	100	1.000

# GG 01

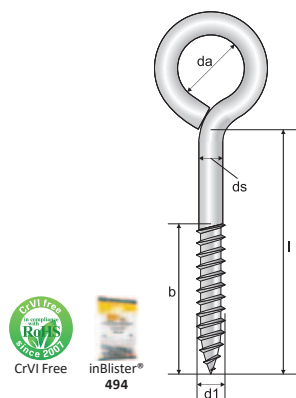
## Eye wood screw (undersized body), zinc plated

Vis oeillet à bois, zinguée

Holzschraube mit Auge, verzinkt

Hembrilla cerrada con rosca para madera, cincada

Оцинкованное кольцо-шуруп



Box / Boîte / Verpackung / Caja / Упаковка



Item code	Size number	Wire Ø (ds) (mm)	Thread Ø (d1) (mm)	Length (l) (mm)	Thread length (b) (mm)	Eye Ø (da) (mm)	Pcs. per Box	Pcs. per carton
GG 01 14 025	14 x 25	2	2,5	10	8	4	500	5.000
GG 01 14 030	14 x 30	2	2,5	12	8	5	500	5.000
GG 01 16 030	16 x 30	2,25	3	12	8	5	500	5.000
GG 01 17 035	17 x 35	2,5	3,3	12	8	6	200	2.000
GG 01 17 040	17 x 40	2,5	3,3	16	10	6	200	2.000
GG 01 17 050	17 x 50	2,5	3,3	20	13	8	200	2.000
GG 01 18 040	18 x 40	3	4,2	16	10	7	200	2.000
GG 01 18 050	18 x 50	3	4,2	20	10	9	200	2.000
GG 01 18 060	18 x 60	3	4,2	25	15	9	200	2.000
GG 01 19 050	19 x 50	3,5	4,5	20	12	9	200	2.000
GG 01 19 060	19 x 60	3,5	4,5	25	15	9	200	2.000
GG 01 19 070	19 x 70	3,5	4,5	30	18	10	200	2.000
GG 01 20 060	20 x 60	4	5	20	15	10	200	2.000
GG 01 20 070	20 x 70	4	5	25	15	10	200	2.000
GG 01 20 080	20 x 80	4	5	30	18	10	200	2.000
GG 01 20 090	20 x 90	4	5	35	18	12	200	2.000
GG 01 21 070	21 x 70	4,5	5,5	25	18	12	200	2.000
GG 01 21 080	21 x 80	4,5	5,5	30	18	12	200	2.000
GG 01 21 090	21 x 90	4,5	5,5	35	18	12	200	2.000
GG 01 22 080	22 x 80	5	6	30	18	14	100	1.000
GG 01 22 100	22 x 100	5	6	40	24	14	100	1.000
GG 01 22 120	22 x 120	5	6	50	30	14	100	1.000
GG 01 23 080	23 x 80	6	7,5	25	18	14	100	1.000
GG 01 23 100	23 x 100	6	7,5	40	24	16	100	1.000
GG 01 23 120	23 x 120	6	7,5	50	30	16	100	1.000
GG 01 23 140	23 x 140	6	7,5	60	36	16	50	500

# GG 03

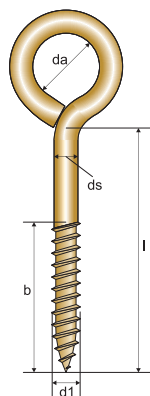
## Eye wood screw (undersized body), brass plated

Vis oeillet à bois, bronzée

Holzschraube mit Auge, bronziert

Hembrilla cerrada con rosca para madera, latonada

Латунное кольцо-шуруп







Item code	Size number	Wire Ø (ds) (mm)	Thread Ø (d1) (mm)	Length (l) (mm)	Thread length (b) (mm)	Eye Ø (da) (mm)	Pcs. per Box	Pcs. per carton
GG 03 00 020	n.d.	1,65	2	9	6	3	500	5.000
GG 03 14 025	14 x 25	2	2,5	10	8	4	500	5.000
GG 03 14 030	14 x 30	2	2,5	12	8	5	500	5.000
GG 03 17 035	17 x 35	2,5	3,3	12	8	6	500	5.000
GG 03 17 040	17 x 40	2,5	3,3	16	10	6	500	5.000
GG 03 17 050	17 x 50	2,5	3,3	20	13	8	500	5.000
GG 03 18 040	18 x 40	3	4,2	16	10	7	200	2.000
GG 03 18 050	18 x 50	3	4,2	20	10	9	200	2.000

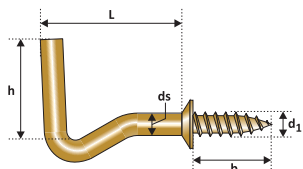
Box / Boîte / Verpackung / Caja / Упаковка



# LI 03

## Special "L" shaped wood screw with ring, brass plated

-  Vis crochet droit spéciale à bois avec anneau, bronzée
-  Spezielle Holzschraube mit Haken und Ring, bronziert
-  Alcayata especial con rosca para madera, con anillo, latonada
-  Латунный костыль-шуруп специальной формы с кольцом







Item code	Wire Ø (ds) (mm)	Thread Ø (d1) (mm)	Length (l) (mm)	Thread length (b) (mm)	Height (h) (mm)	Pcs. per Box	Pcs. per carton
LI 03 24 007	2,5	3	15	7	11	500	5.000
LI 03 24 010	2,5	3	17	10	11	500	5.000

Box / Boîte / Verpackung / Caja / Упаковка

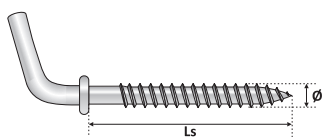


# HJI - HWI - JWI - FWI

## Special screw with ring, bulk packing

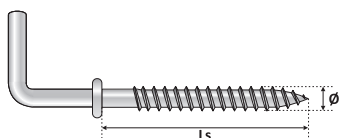
-  Vis spéciale avec anneau, emballage vrac
-  Spezielle Schraube mit Ring, lose Verpackung
-  Tornillo especial con anillo, a granel
-  Специальный шуруп, в индустриальной упаковке

### HJI 01 short "L" screw / crochet droit court / Kurzer Haken / gancho corto / с коротким крюком



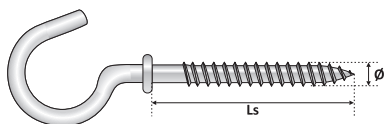
Item code	Screw size Ø x L (mm)	Bags per carton
HJI 01 45 035	4,5 x 35	1.000

### HWI 01 medium "L" screw / crochet droit longueur moyenne / Mittelhaken / gancho medio / с крюком



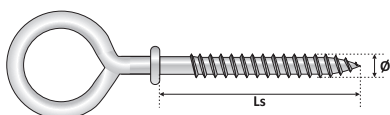
Item code	Screw size Ø x L (mm)	Bags per carton
HWI 01 45 035	4,5 x 35	1.000

### JWI 01 hook screw / crochet rond / Rundhaken / gancho curvo / с потолочным крюком



Item code	Screw size Ø x L (mm)	Bags per carton
JWI 01 45 035	4,5 x 35	1.000

### FWI 01 eye screw / oeillet / Augenschraube / argolla / с замкнутым крюком



Item code	Screw size Ø x L (mm)	Bags per carton
FWI 01 45 035	4,5 x 35	1.000


Box / Boîte / Verpackung / Caja / Упаковка




# JN 01

 Adhesive coloured round cover for screw

 Adhésif coloré pour vis

 Gefärbte Aufkleber für Schrauben

 Tapón adhesivo colorado para tornillos

 Цветная круглая наклейка для шурупов



JN 01 xx 013

Ø 13 mm



JN 01 xx 020

Ø 20 mm



JN 01 xx 025

Ø 25 mm

Box / Boîte / Verpackung / Caja / Упаковка













Item code	Diameter Ø (mm)	Finishing	Pcs. per box	Pcs. per carton
<b>Diameter: 13 mm</b>				
JN 01 01 013	13	White	1.000	10.000
JN 01 02 013	13	Black	1.000	10.000
JN 01 03 013	13	Brown	1.000	10.000
JN 01 04 013	13	Light grey	1.000	10.000
JN 01 05 013	13	Grey RAL 9006	1.000	10.000
JN 01 06 013	13	Ivory	1.000	10.000
JN 01 07 013	13	Light Cherry	1.000	10.000
JN 01 08 013	13	Dark Cherry	1.000	10.000
JN 01 09 013	13	Hazel	1.000	10.000
JN 01 10 013	13	Beech	1.000	10.000
JN 01 11 013	13	Wenge	1.000	10.000
JN 01 12 013	13	Oak	1.000	10.000
JN 01 13 013	13	Whitened Oak	1.000	10.000
JN 01 14 013	13	Light Ash	1.000	10.000
JN 01 15 013	13	Fir Tree	1.000	10.000
JN 01 16 013	13	Mahogany	1.000	10.000
JN 01 17 013	13	Pear Tree	1.000	10.000
JN 01 18 013	13	Dark Walnut	1.000	10.000
JN 01 19 013	13	Rosewood	1.000	10.000
JN 01 20 013	13	Teak	1.000	10.000
<b>Diameter: 20 mm</b>				
JN 01 01 020	20	White	450	4.500
JN 01 02 020	20	Black	450	4.500
JN 01 03 020	20	Brown	450	4.500
JN 01 04 020	20	Light grey	450	4.500
JN 01 05 020	20	Grey RAL 9006	450	4.500
JN 01 06 020	20	Ivory	450	4.500
JN 01 07 020	20	Light Cherry	450	4.500
JN 01 08 020	20	Dark Cherry	450	4.500
JN 01 09 020	20	Hazel	450	4.500
JN 01 10 020	20	Beech	450	4.500
JN 01 11 020	20	Wenge	450	4.500
JN 01 12 020	20	Oak	450	4.500
JN 01 13 020	20	Whitened Oak	450	4.500
JN 01 14 020	20	Light Ash	450	4.500
JN 01 15 020	20	Fir Tree	450	4.500
JN 01 16 020	20	Mahogany	450	4.500
JN 01 17 020	20	Pear Tree	450	4.500
JN 01 18 020	20	Dark Walnut	450	4.500
JN 01 19 020	20	Rosewood	450	4.500
JN 01 20 020	20	Teak	450	4.500
<b>Diameter: 25 mm</b>				
JN 01 01 025	25	White	300	3.000
JN 01 02 025	25	Black	300	3.000
JN 01 03 025	25	Brown	300	3.000
JN 01 04 025	25	Light grey	300	3.000
JN 01 05 025	25	Grey RAL 9006	300	3.000
JN 01 06 025	25	Ivory	300	3.000
JN 01 07 025	25	Light Cherry	300	3.000
JN 01 08 025	25	Dark Cherry	300	3.000
JN 01 09 025	25	Hazel	300	3.000
JN 01 10 025	25	Beech	300	3.000
JN 01 11 025	25	Wenge	300	3.000
JN 01 12 025	25	Oak	300	3.000
JN 01 13 025	25	Whitened Oak	300	3.000
JN 01 14 025	25	Light Ash	300	3.000
JN 01 15 025	25	Fir Tree	300	3.000
JN 01 16 025	25	Mahogany	300	3.000
JN 01 17 025	25	Pear Tree	300	3.000
JN 01 18 025	25	Dark Walnut	300	3.000
JN 01 19 025	25	Rosewood	300	3.000
JN 01 20 025	25	Teak	300	3.000



▶ All colours are available in the diameters 13, 20 and 25 mm

## ADHESIVE ROUND COLOURED SCREW COVERS


				
JN 01 01 - White	JN 01 02 - Black	JN 01 03 - Brown	JN 01 04 - Light Grey	JN 01 05 - Grey RAL 9006
				
JN 01 06 - Ivory	JN 01 07 - Light Cherry	JN 01 08 - Dark Cherry	JN 01 09 - Hazel	JN 01 10 - Beech
				
JN 01 11 - Wenge	JN 01 12 - Oak	JN 01 13 - Whitened Oak	JN 01 14 - Light Ash	JN 01 15 - Fir Tree
				
JN 01 16 - Mahogany	JN 01 17 - Pear Tree	JN 01 18 - Dark Walnut	JN 01 19 - Rosewood Tree	JN 01 20 - Teak



# KT 2

## Pre-galvanized steel Joist Hanger with Open Wings

- 🇫🇷 Sabot prézingué à ailes extérieures
- 🇩🇪 Vorverzinkte Balkenschuhe, einteilig, nach außen abgewickelt
- 🇪🇸 Soporte con alas exteriores para vigas de madera, de acero pregalvanizado
- 🇷🇺 Опора бруса раскрытая, оцинкованная



- \* Some sizes without rounded edges
- 🇫🇷 Quelques mesures n'ont pas les angles arrondis
  - 🇩🇪 Einige Größe haben keine runde Winkel
  - 🇪🇸 Algunas medidas no tienen ángulos redondeados
  - 🇷🇺 Для некоторых размеров не предусматриваются закругленные углы



European Technical Assessment  
ETAG 015

Item code	Size	Thickness* (mm)	Holes diameter (mm)		Pcs. per carton
	L x h (mm)				
KT 20 40 070	40 x 70	2	5	13	24
🇫🇷🇩🇪🇪🇸🇷🇺 KT 20 40 110	40 x 110	2	5	11	24
🇫🇷🇩🇪🇪🇸🇷🇺 KT 20 50 105	50 x 105	2	5	11	24
🇫🇷🇩🇪🇪🇸🇷🇺 KT 20 50 135	50 x 135	2	5	11	24
🇫🇷🇩🇪🇪🇸🇷🇺 KT 20 50 165	50 x 165	2	5	13	24
🇫🇷🇩🇪🇪🇸🇷🇺 KT 20 60 100	60 x 100	2	5	11	24
🇫🇷🇩🇪🇪🇸🇷🇺 KT 20 60 130	60 x 130	2	5	11	24
🇫🇷🇩🇪🇪🇸🇷🇺 KT 20 60 160	60 x 160	2	5	13	24
🇫🇷🇩🇪🇪🇸🇷🇺 KT 20 64 098	64 x 98	2	5	11	24
🇫🇷🇩🇪🇪🇸🇷🇺 KT 20 70 125	70 x 125	2	5	11	24
🇫🇷🇩🇪🇪🇸🇷🇺 KT 20 70 155	70 x 155	2	5	13	24
🇫🇷🇩🇪🇪🇸🇷🇺 KT 20 76 122	76 x 122	2	5	11	24
🇫🇷🇩🇪🇪🇸🇷🇺 KT 20 80 120	80 x 120	2	5	11	24
🇫🇷🇩🇪🇪🇸🇷🇺 KT 20 80 150	80 x 150	2	5	13	24
🇫🇷🇩🇪🇪🇸🇷🇺 KT 20 80 180	80 x 180	2	5	13	24
🇫🇷🇩🇪🇪🇸🇷🇺 KT 20 90 115	90 x 115	2	5	11	24
🇫🇷🇩🇪🇪🇸🇷🇺 KT 20 90 145	90 x 145	2	5	13	24
🇫🇷🇩🇪🇪🇸🇷🇺 KT 21 00 110	100 x 110	2	5	13	24
🇫🇷🇩🇪🇪🇸🇷🇺 KT 21 00 140	100 x 140	2	5	13	24
🇫🇷🇩🇪🇪🇸🇷🇺 KT 21 20 160	120 x 160	2	5	13	18
🇫🇷🇩🇪🇪🇸🇷🇺 KT 21 20 190	120 x 190	2	5	13	18
🇫🇷🇩🇪🇪🇸🇷🇺 KT 21 40 180	140 x 180	2	5	13	18

🇫🇷🇩🇪🇪🇸🇷🇺 ETA-CE Certified / Certifié ETA-CE / ETA-CE Zulassung / Certificado ETA-CE / Сертификат ETA-CE

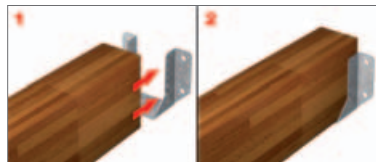
🇫🇷🇩🇪🇪🇸🇷🇺 Fire Reaction A1 / Réaction au feu A1 / Brandverhalten A1 / Reacción al fuego A1 / Реакция на огонь A1

\* 2,5 mm thickness available on request / Disponible sur demande (prix et délai de livraison à concorder) aussi avec épaisseur 2,5mm mit Dicke 2,5mm (Preise und Liefertermin zu vereinbaren) auf Anfrage / Grosor 2,5 mm disponible bajo solicitud, con precios y plazo de entrega a concordar / На заказ возможна также толщина в 2,5 мм

DoP



Usage / Utilisation / Benutzung / Uso / Применение




Box / Boîte / Verpackung / Caja / Упаковка



# KY 02

## Pre-galvanized steel adjustable joist hanger with open wings

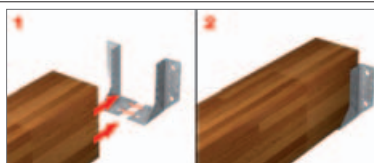
- 🇫🇷 Sabot prézingué à deux éléments extérieures réglables
- 🇩🇪 Vorverzinkte Balkenschuhe, zweiteilig, nach außen regulierbar
- 🇪🇸 Par de soportes regulable con alas exteriores para vigas de madera, de acero pregalvanizado
- 🇷🇺 Регулируемая пара опоры бруса открытая, оцинкованная



Item code	Size	Thickness* (mm)	Holes diameter (mm)		Pcs. per carton (set)
	L x h (mm)				
KY 02 30 100	30 x 100	2	5	11	24
KY 02 30 130	30 x 130	2	5	11	24
KY 02 40 150	40 x 150	2	5	13	24

\* 2,5 mm thickness available on request / Disponible sur demande (prix et délai de livraison à concorder) aussi avec épaisseur 2,5mm mit Dicke 2,5mm (Preise und Liefertermin zu vereinbaren) auf Anfrage / Grosor 2,5 mm disponible bajo solicitud, con precios y plazo de entrega a concordar / На заказ возможна также толщина в 2,5 мм

Usage / Utilisation / Benutzung / Uso / Применение



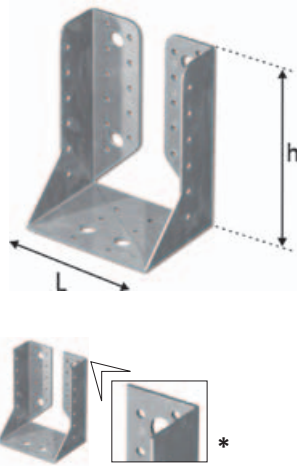
Box / Boîte / Verpackung / Caja / Упаковка



# KW 2

## Pre-galvanized steel Joist Hanger with Inner Folded Wings

- Sabot prézingué à ailes intérieures
- Vorverzinkte Balkenschuhe, einteilig, nach innen abgewickelt
- Soporte con alas interiores para vigas de madera, de acero pregalvanizado
- Опора бруса закрытая, оцинкованная



- \* Some sizes without rounded edges
- Quelques mesures n'ont pas les angles arrondis
  - Einige Größe haben keine runde Winkel
  - Algunas medidas no tienen ángulos redondeados
  - Для некоторых размеров не предусматриваются закругленные углы



Item code	Size	Thickness* (mm)	Holes diameter (mm)		Pcs. per carton
	L x h (mm)				
KW 20 60 100	60 x 100	2	5	13	24
KW 20 60 160	60 x 160	2	5	13	24
KW 20 80 120	80 x 120	2	5	11	24
KW 20 80 150	80 x 150	2	5	13	24
KW 20 90 115	90 x 115	2	5	11	24
KW 20 90 145	90 x 145	2	5	13	24
KW 21 00 110	100 x 110	2	5	11	24
KW 21 00 140	100 x 140	2	5	13	24
KW 21 20 160	120 x 160	2	5	13	18
KW 21 20 190	120 x 190	2	5	13	18
KW 21 40 180	140 x 180	2	5	13	18

ETA-CE Certified / Certifié ETA-CE / ETA-CE Zulassung / Certificado ETA-CE / Сертификат ETA-CE  
 Fire Reaction A1 / Réaction au feu A1 / Brandverhalten A1 / Reacción al fuego A1 / Реакция на огонь A1  
 2,5 mm thickness available on request / Disponible sur demande (prix et délai de livraison à concorder) aussi avec épaisseur 2,5mm mit Dicke 2,5mm (Preise und Liefertermin zu vereinbaren) auf Anfrage / Grosor 2,5 mm disponible bajo solicitud, con precios y plazo de entrega a concordar / На заказ возможна также толщина в 2,5 мм

Usage / Utilisation / Benutzung / Uso / Применение



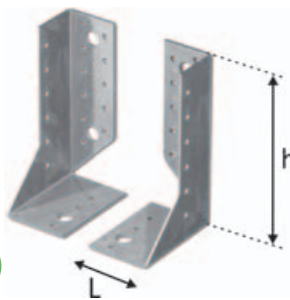
Box / Boîte / Verpackung / Caja / Упаковка



# KO 02

## Pre-galvanized steel adjustable joist hanger with inner folded wings

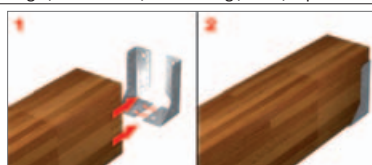
- Sabot prézingué à deux éléments intérieures réglables
- Vorverzinkte Balkenschuhe, zweiteilig, nach innen regulierbar
- Par de supports regulable con alas interiores para vigas de madera, de acero pregalvanizado
- Регулируемая пара опоры бруса закрытая, оцинкованная



Item code	Size	Thickness* (mm)	Holes diameter (mm)		Pcs. per carton (set)
	L x h (mm)				
KO 02 40 120	40 x 120	2	5	11	24
KO 02 40 150	40 x 150	2	5	13	24

\* 2,5 mm thickness available on request / Disponible sur demande (prix et délai de livraison à concorder) aussi avec épaisseur 2,5mm mit Dicke 2,5mm (Preise und Liefertermin zu vereinbaren) auf Anfrage / Grosor 2,5 mm disponible bajo solicitud, con precios y plazo de entrega a concordar / На заказ возможна также толщина в 2,5 мм

Usage / Utilisation / Benutzung / Uso / Применение







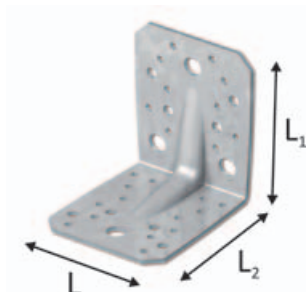
Box / Boîte / Verpackung / Caja / Упаковка







































# KS 02


## Pre-galvanized steel heavy angled bracket with rib

-  Equerre lourde nervurée, prézinguée
-  Vorverzinkter Schwer- Lochplattenwinkel mit Rippen
-  Escuadra pesada reforzada con nervadura, de acero pregalvanizado
-  Крепежный усиленный уголок, оцинкованный



Item code	Size $L_1 \times L_2 \times L$ (mm)	Thickness (mm)	Holes diameter (mm)			Pcs. per carton
			5	7,5	9	
    KS 02 05 020	50 x 50 x 40	2	5	7,5	9	60
    KS 02 05 025	50 x 50 x 40	2,5	5	7,5	9	60
    KS 02 07 020	70 x 70 x 55	2	5	7,5	11	60
    KS 02 07 025	70 x 70 x 55	2,5	5	7,5	11	60
    KS 02 09 020	90 x 90 x 65	2	5	7,5	11	30
    KS 02 09 025	90 x 90 x 65	2,5	5	7,5	11	30
    KS 02 10 520	105 x 105 x 90	2	5	7,5	13	20
    KS 02 10 525	105 x 105 x 90	2,5	5	7,5	13	20
    KS 02 10 530	105 x 105 x 90	3	5	7,5	13	20

 ETA-CE Certified / Certifié ETA-CE / ETA-CE Zulassung / Certificado ETA-CE / Сертификат ETA-CE

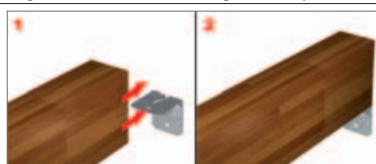
 Fire Reaction A1 / Réaction au feu A1 / Brandverhalten A1 / Reacción al fuego A1 / Реакция на огонь A1



DoP



Usage / Utilisation / Benutzung / Uso / Применение







Box / Boîte / Verpackung / Caja / Упаковка

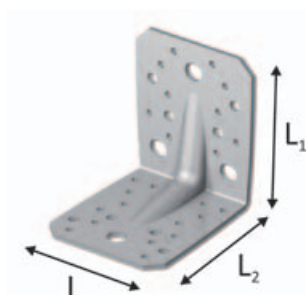



















# KS 21

**INOX**  
Stainless Steel


## A2 stainless steel heavy angled bracket with rib

-  Equerre lourde nervurée, en acier Inox A2
-  Schwer- Lochplattenwinkel mit Rippen aus Edelstahl A2
-  Escuadra pesada reforzada con nervadura, de acero inoxidable A2
-  Крепежный усиленный уголок из нержавеющей стали A2



Item code	Size $L_1 \times L_2 \times L$ (mm)	Thickness (mm)	Holes diameter (mm)			Pcs. per carton
			5	7,5	9	
    KS 21 05 020	50 x 50 x 40	2	5	7,5	9	60
    KS 21 07 020	70 x 70 x 55	2	5	7,5	11	60
    KS 21 09 020	90 x 90 x 65	2	5	7,5	11	30
    KS 21 10 520	105 x 105 x 90	2	5	7,5	13	20

 ETA-CE Certified / Certifié ETA-CE / ETA-CE Zulassung / Certificado ETA-CE / Сертификат ETA-CE

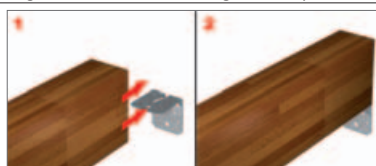
 Fire Reaction A1 / Réaction au feu A1 / Brandverhalten A1 / Reacción al fuego A1 / Реакция на огонь A1



DoP



Usage / Utilisation / Benutzung / Uso / Применение



Box / Boîte / Verpackung / Caja / Упаковка

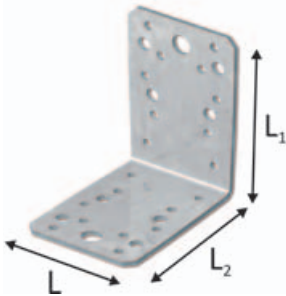




# KZ 02

## Pre-galvanized steel heavy angled bracket

- 🇫🇷 Equerre lourde prézinguée
- 🇩🇪 Vorverzinkter Schwer- Lochplattenwinkel
- 🇪🇸 Escuadra pesada, de acero pregalvanizado
- 🇷🇺 Крепежный равносторонний уголок, оцинкованный



Item code	Size	Thickness (mm)	Holes diameter (mm)			Pcs. per carton
	L <sub>1</sub> x L <sub>2</sub> x L (mm)		5	7,5	9	
🇫🇷🇩🇪🇪🇸🇷🇺 KZ 02 05 020	50 x 50 x 40	2	5	7,5	9	60
🇫🇷🇩🇪🇪🇸🇷🇺 KZ 02 05 025	50 x 50 x 40	2,5	5	7,5	9	60
🇫🇷🇩🇪🇪🇸🇷🇺 KZ 02 07 020	70 x 70 x 55	2	5	7,5	11	60
🇫🇷🇩🇪🇪🇸🇷🇺 KZ 02 07 025	70 x 70 x 55	2,5	5	7,5	11	60
🇫🇷🇩🇪🇪🇸🇷🇺 KZ 02 09 020	90 x 90 x 65	2	5	7,5	11	30
🇫🇷🇩🇪🇪🇸🇷🇺 KZ 02 09 025	90 x 90 x 65	2,5	5	7,5	11	30
🇫🇷🇩🇪🇪🇸🇷🇺 KZ 02 10 520	105 x 105 x 90	2	5	7,5	13	20
🇫🇷🇩🇪🇪🇸🇷🇺 KZ 02 10 525	105 x 105 x 90	2,5	5	7,5	13	20
🇫🇷🇩🇪🇪🇸🇷🇺 KZ 02 10 530	105 x 105 x 90	3	5	7,5	13	20

🇫🇷🇩🇪🇪🇸🇷🇺 ETA-CE Certified / Certifié ETA-CE / ETA-CE Zulassung / Certificado ETA-CE / Сертификат ETA-CE

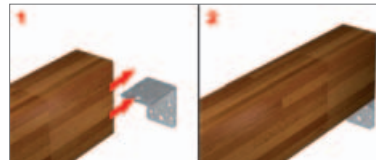
🇫🇷🇩🇪🇪🇸🇷🇺 Fire Reaction A1 / Réaction au feu A1 / Brandverhalten A1 / Reacción al fuego A1 / Реакция на огонь A1



DoP



Usage / Utilisation / Benutzung / Uso / Применение



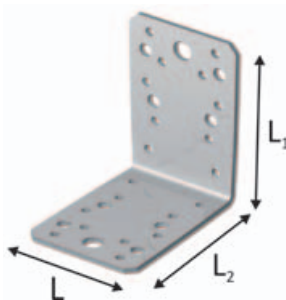
Box / Boîte / Verpackung / Caja / Упаковка



# KZ 21

## A2 stainless steel heavy angled bracket

- 🇫🇷 Equerre lourde, en acier Inox A2
- 🇩🇪 Schwer- Lochplattenwinkel aus Edelstahl A2
- 🇪🇸 Escuadra pesada, de acero inoxidable A2
- 🇷🇺 Крепежный равносторонний уголок из нержавеющей стали A2



Item code	Size	Thickness (mm)	Holes diameter (mm)			Pcs. per carton
	L <sub>1</sub> x L <sub>2</sub> x L (mm)		5	7,5	9	
🇫🇷🇩🇪🇪🇸🇷🇺 KZ 21 05 020	50 x 50 x 40	2	5	7,5	9	60
🇫🇷🇩🇪🇪🇸🇷🇺 KZ 21 07 020	70 x 70 x 55	2	5	7,5	11	60
🇫🇷🇩🇪🇪🇸🇷🇺 KZ 21 09 020	90 x 90 x 65	2	5	7,5	11	30
🇫🇷🇩🇪🇪🇸🇷🇺 KZ 21 10 520	105 x 105 x 90	2	5	7,5	13	20

🇫🇷🇩🇪🇪🇸🇷🇺 ETA-CE Certified / Certifié ETA-CE / ETA-CE Zulassung / Certificado ETA-CE / Сертификат ETA-CE

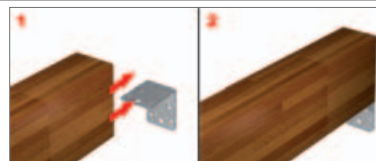
🇫🇷🇩🇪🇪🇸🇷🇺 Fire Reaction A1 / Réaction au feu A1 / Brandverhalten A1 / Reacción al fuego A1 / Реакция на огонь A1



DoP



Usage / Utilisation / Benutzung / Uso / Применение







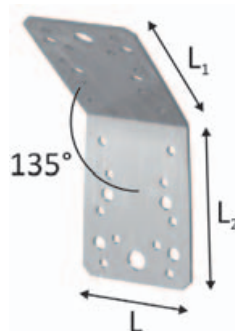
Box / Boîte / Verpackung / Caja / Упаковка



# TD 02


## Pre-galvanized steel heavy 135° angled bracket

-  Sabot lourd prézingué à angle de 135°
-  Vorverzinkter 135° Schwer- Lochplattenwinkel
-  Escuadra pesada a 135°, de acero pregalvanizado
-  Крепежный уголок под 135°, оцинкованный



Item code	Size	Thickness (mm)	Holes diameter (mm)			Pcs. per carton
	L <sub>1</sub> x L <sub>2</sub> x L (mm)		5	7,5	9	
TD 02 05 020	50 x 50 x 40	2	5	7,5	9	60
TD 02 05 025	50 x 50 x 40	2,5	5	7,5	9	60
TD 02 07 020	70 x 70 x 55	2	5	7,5	11	60
TD 02 07 025	70 x 70 x 55	2,5	5	7,5	11	60
TD 02 09 020	90 x 90 x 65	2	5	7,5	11	30
TD 02 09 025	90 x 90 x 65	2,5	5	7,5	11	30
TD 02 10 520	105 x 105 x 90	2	5	7,5	13	20
TD 02 10 525	105 x 105 x 90	2,5	5	7,5	13	20
TD 02 10 530	105 x 105 x 90	3	5	7,5	13	20

Usage / Utilisation / Benutzung / Uso / Применение







Box / Boîte / Verpackung / Caja / Упаковка

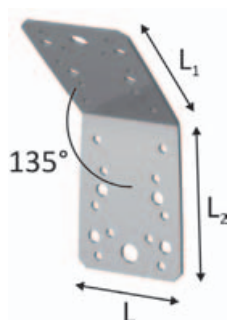


# TD 21



## A2 stainless steel heavy 135° angled bracket

-  Sabot lourd en acier Inox A2 à angle de 135°
-  135° Schwer- Lochplattenwinkel aus Edelstahl A2
-  Escuadra pesada a 135°, de acero inoxidable A2
-  Крепежный уголок под 135° из нержавеющей стали A2



Item code	Size	Thickness (mm)	Holes diameter (mm)			Pcs. per carton
	L <sub>1</sub> x L <sub>2</sub> x L (mm)		5	7,5	9	
TD 21 05 020	50 x 50 x 40	2	5	7,5	9	60
TD 21 07 020	70 x 70 x 55	2	5	7,5	11	60
TD 21 09 020	90 x 90 x 65	2	5	7,5	11	30
TD 21 10 520	105 x 105 x 90	2	5	7,5	13	20

Usage / Utilisation / Benutzung / Uso / Применение




Box / Boîte / Verpackung / Caja / Упаковка



# TA 2

## Pre-galvanized steel rectangular heavy plate with nail and screw holes

- Plaque rectangulaire lourde, prézinguée, perforée pour clous et vis
- Vorverzinkte Schwer- Rechteckige Lochplatte für Nägel und Schrauben
- Pletina rectangular pesada con agujeros para puntas y tornillos, de acero pregalvanizado
- Крепежная пластина, оцинкованная



	Item code	Size	Thickness (mm)	Holes diameter (mm)			Pcs. per carton
		L x L <sub>1</sub> (mm)		5	7,5	9	
CE	TA 24 01 020	40 x 95	2	5	7,5	9	100
CE	TA 24 01 025	40 x 95	2,5	5	7,5	9	100
CE	TA 25 51 420	55 x 135	2	5	7,5	11	50
CE	TA 25 51 425	55 x 135	2,5	5	7,5	11	50
CE	TA 26 51 820	65 x 175	2	5	7,5	11	50
CE	TA 26 51 825	65 x 175	2,5	5	7,5	11	50
CE	TA 29 02 120	90 x 205	2	5	7,5	13	25
CE	TA 29 02 125	90 x 205	2,5	5	7,5	13	25
CE	TA 29 02 130	90 x 205	3	5	7,5	13	25

CE Certified / Certifié CE / CE Zulassung / Certificado CE / Сертификат CE

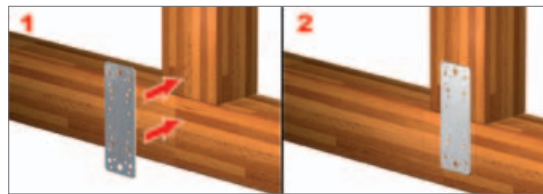
Fire Reaction A1 / Réaction au feu A1 / Brandverhalten A1 / Reacción al fuego A1 / Реакция на огонь A1



DoP



Usage / Utilisation / Benutzung / Uso / Применение



Box / Boîte / Verpackung / Caja / Упаковка




# TA 6

**INOX WAVE**  
Stainless Steel

## A2 (AISI 304) stainless steel rectangular heavy plate with nail and screw holes

- Plaque rectangulaire lourde, en acier inox A2 (AISI 304), perforée pour clous et vis
- Schwer-Rechteckige Lochplatte für Nägel und Schrauben, Edstahl A2 (AISI 304)
- Pletina rectangular pesada con agujeros para puntas y tornillos, de acero inoxidable A2 (AISI 304)
- Крепежная пластина, из нержавеющей стали A2 (AISI 304)



	Item code	Size	Thickness (mm)	Holes diameter (mm)			Pcs. per carton
		L x L <sub>1</sub> (mm)		5	7,5	9	
CE	TA 64 01 020	40 x 95	2	5	7,5	9	100
CE	TA 65 51 420	55 x 135	2	5	7,5	11	50
CE	TA 66 51 820	65 x 175	2	5	7,5	11	50
CE	TA 69 02 120	90 x 205	2	5	7,5	13	25

CE Certified / Certifié CE / CE Zulassung / Certificado CE / Сертификат CE

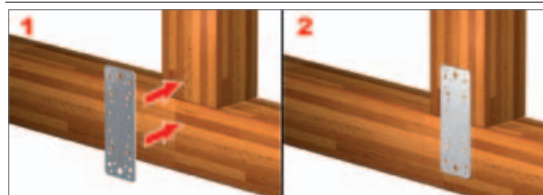
Fire Reaction A1 / Réaction au feu A1 / Brandverhalten A1 / Reacción al fuego A1 / Реакция на огонь A1



DoP



Usage / Utilisation / Benutzung / Uso / Применение



Box / Boîte / Verpackung / Caja / Упаковка



# TN 02

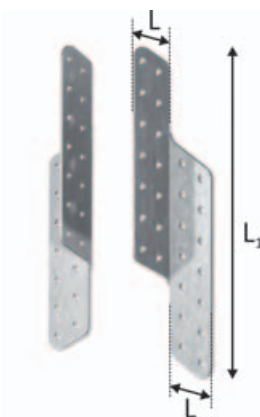
## 🇬🇧 Pregalvanized steel couple of plates (left and right), for lateral wood beam fixing

🇫🇷 Platte prézinguée à deux éléments (droit et gauche), pour fixation latéral de poutre en bois

🇩🇪 Vorverzinkte zweiteilige Lochplatte (links und recht), für Seitenbefestigung von Holzbalken

🇪🇸 Par de soportes (izquierda y derecha), para la fijación lateral de vigas de madera, de acero pregalvanizado

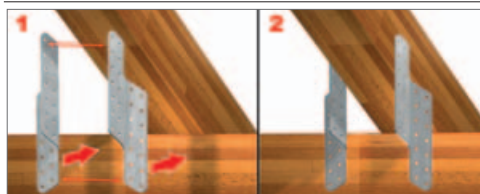
🇷🇺 Пара крепежных оцинкованных пластин (правая и левая) для бокового крепления деревянных брусьев



Item code	Size	Thickness* (mm)	Holes diameter (mm)	Pcs. per carton (set)
	L x L <sub>1</sub> (mm)			
TN 02 17 020	35 x 170	2	5	50
TN 02 17 030	35 x 170	3	5	50
TN 02 21 020	35 x 210	2	5	50
TN 02 21 030	35 x 210	3	5	50

\* 2,5 mm thickness available on request / Disponible sur demande (prix et délai de livraison à concorder) aussi avec épaisseur 2,5mm / mit Dicke 2,5mm (Preise und Liefertermin zu vereinbaren) auf Anfrage / Grosor 2,5 mm disponible bajo solicitud, con precios y plazo de entrega a concordar / На заказ возможна также толщина в 2,5 мм

Usage / Utilisation / Benutzung / Uso / Применение



Box / Boîte / Verpackung / Caja / Упаковка



# TN 21

**INOX WAVE**  
Stainless Steel

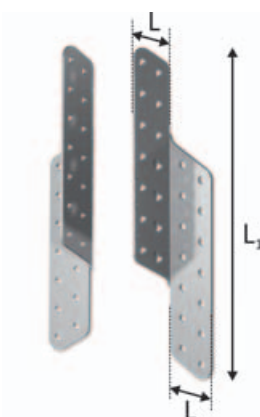
## 🇬🇧 A2 (AISI 304) stainless steel couple of plates (left and right), for lateral wood beam fixing

🇫🇷 Platte en acier inox A2 (AISI 304) à deux éléments (droit et gauche), pour fixation latéral de poutre en bois

🇩🇪 Zweiteilige Lochplatte (links und recht) aus Edelstahl A2 (AISI 304), für Seitenbefestigung von Holzbalken

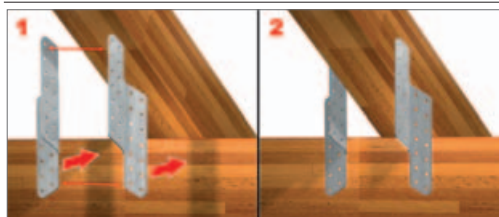
🇪🇸 Par de soportes (izquierda y derecha), para la fijación lateral de vigas de madera, de acero Inoxidable A2 (AISI 304)

🇷🇺 Пара крепежных пластин (правая и левая) из нержавеющей стали A2 (AISI 304) для бокового крепления деревянных брусьев



Item code	Size	Thickness (mm)	Holes diameter (mm)	Pcs. per carton (set)
	L x L <sub>1</sub> (mm)			
TN 21 17 020	35 x 170	2	5	50
TN 21 21 020	35 x 210	2	5	50

Usage / Utilisation / Benutzung / Uso / Применение



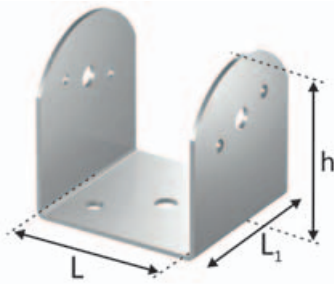
Box / Boîte / Verpackung / Caja / Упаковка



# KJ 1


## “U” shaped wood beam bracket, zinc plated

- Equerre en forme de “U”, zinguée
- U-förmiger Lochplattenwinkel, verzinkt
- Soporte en “U” para vigas de madera, de acero cincado
- Оцинкованный Кронштейн “U” для крепления наклонных балок



Item code	Size L x L1 x h (mm)	Thickness (mm)	Holes diameter		Pcs. per carton
			base (mm)	wings (mm)	
KJ 13 00 451	45 x 80 x 40	3	6,5 (2 holes)		20
KJ 13 00 601	60 x 60 x 85	3	9 (2 holes) - 13 (1 hole)		20
KJ 13 00 701	70 x 70 x 80	3	8 (2 holes)		15
KJ 13 00 801	80 x 80 x 85	3	9 (2 holes) - 13 (1 hole)		10
KJ 13 00 901	90 x 90 x 90	3	9 (2 holes)		10
KJ 13 01 001	100 x 100 x 105	3	9 (2 holes) - 13 (1 hole)		8
KJ 13 01 201	120 x 120 x 125	3	9 (2 holes) - 13 (1 hole)		8
KJ 14 01 401	140 x 140 x 160	4	11 (4 holes)		4

### Usage / Utilisation / Benutzung / Uso / Применение



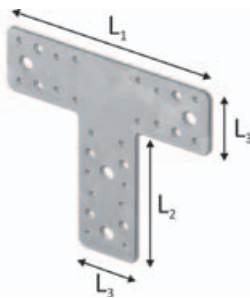
### Box / Boîte / Verpackung / Caja / Упаковка



# TE 02

## Pre-galvanized steel T-plate with nail and screw holes

- Platte prézinguée en forme de T, perforée pour clous et vis
- Vorverzinkt T-förmige Lochplatte für Nägel und Schrauben
- Pletina en “T” con agujeros para puntas y tornillos, de acero pregalvanizado
- Крепежный уголок типа “Т”, оцинкованный



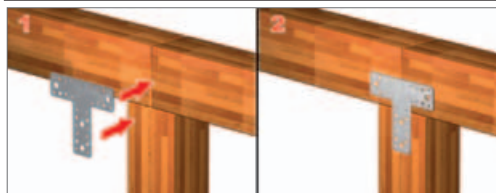
Item code	Size L1 x L2 x L3 (mm)	Thickness (mm)	Holes diameter (mm)			Pcs. per carton
			5	7,5	11	
CE TE 02 08 020	80 x 68 x 38	2	5	7,5	11	50
CE TE 02 08 025	80 x 68 x 38	2,5	5	7,5	11	50
TE 02 16 020	160 x 98 x 45	2	5	7,5	11	25
TE 02 16 025	160 x 98 x 45	2,5	5	7,5	11	25

CE Certified / Certifié CE / CE Zulassung / Certificado CE / Сертификат CE

Fire Reaction A1 / Réaction au feu A1 / Brandverhalten A1 / Reacción al fuego A1 / Реакция на огонь A1

Until stockout / Jusqu'à épuisement de stocks / Solange der Vorrat reicht / Hasta agotar existencias / до окончания стока

### Usage / Utilisation / Benutzung / Uso / Применение



### Box / Boîte / Verpackung / Caja / Упаковка




DoP



# TB 2

## Pre-galvanized steel rectangular heavy plate with nail holes

- 🇫🇷 Plaque rectangulaire lourde, prézinguée, perforée pour clous
- 🇩🇪 Schwere vorverzinkte- Rechteckige Lochplatte
- 🇪🇸 Pletina rectangular pesada con agujeros para puntas, de acero pregalvanizado
- 🇷🇺 Соединительная пластина, оцинкованная




Very long sizes (even over 1 meter) available on request / Longueur spéciales (plus d'un mètre) disponible sur demande / Besondere Länge (auch über 1 Meter) / MEDIDAS ESPECIALES (también más que 1 metro) - disponibles bajo solicitud / Особо большие размеры (и более 1 м) - на заказ



DoP



Usage / Utilisation / Benutzung / Uso / Применение



Item code	Size	Thickness (mm)	Holes diameter (mm)	Pcs. per carton
	L x L <sub>1</sub> (mm)			
CE TB 20 40 080	40 x 80	2	5	100
CE TB 20 40 120	40 x 120	2	5	100
CE TB 20 40 160	40 x 160	2	5	50
CE TB 20 40 200	40 x 200	2	5	50
CE TB 20 60 040	60 x 40	2	5	100
CE TB 20 60 080	60 x 80	2	5	100
CE TB 20 60 120	60 x 120	2	5	100
CE TB 20 60 160	60 x 160	2	5	50
CE TB 20 60 200	60 x 200	2	5	50
CE TB 20 60 240	60 x 240	2	5	25
CE TB 20 80 040	80 x 40	2	5	100
CE TB 20 80 080	80 x 80	2	5	100
CE TB 20 80 120	80 x 120	2	5	50
CE TB 20 80 160	80 x 160	2	5	50
CE TB 20 80 200	80 x 200	2	5	50
CE TB 20 80 240	80 x 240	2	5	25
CE TB 20 80 280	80 x 280	2	5	25
CE TB 20 80 320	80 x 320	2	5	25
CE TB 21 00 040	100 x 40	2	5	100
CE TB 21 00 080	100 x 80	2	5	50
CE TB 21 00 120	100 x 120	2	5	50
CE TB 21 00 160	100 x 160	2	5	50
CE TB 21 00 200	100 x 200	2	5	50
CE TB 21 00 240	100 x 240	2	5	25
CE TB 21 00 280	100 x 280	2	5	25
CE TB 21 00 320	100 x 320	2	5	25


CE Certified / Certifié CE / CE Zulassung / Certificado CE / Сертификат CE

Fire Reaction A1 / Réaction au feu A1 / Brandverhalten A1 / Reacción al fuego A1 / Реакция на огонь A1

# TBR

## Pre-galvanized steel band, 25 mt length, with nail holes

- 🇫🇷 Bande à clouer en acier pré-galvanisé, longueur 25 mt, avec trous pour clous
- 🇩🇪 Band aus verzinktem Stahl, 25 m Länge mit Bohrungen für Nägel
- 🇪🇸 Cinta perforada de acero pregalvanizado, longitud 25 mt
- 🇷🇺 Оцинкованная стальная лента, длина 25м, с отверстиями для гвоздей



DoP

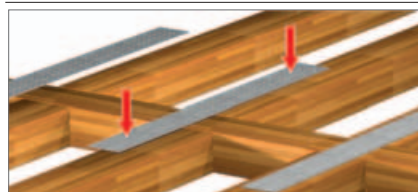


Item code	Size	Thickness (mm)	Holes diameter (mm)	Pcs. per carton
	L (mm)			
CE TB 20 40 250	40	2	5	1
CE TB 20 60 250	60	2	5	1
CE TB 20 80 250	80	2	5	1


CE Certified / Certifié CE / CE Zulassung / Certificado CE / Сертификат CE

Fire Reaction A1 / Réaction au feu A1 / Brandverhalten A1 / Reacción al fuego A1 / Реакция на огонь A1

Usage / Utilisation / Benutzung / Uso / Применение




Box / Boîte / Verpackung / Caja / Упаковка



# QBS 31 <sup>NEW</sup>

## EN 912-C2 type - Single-sided tooth plate wood connector with flanged bolt-hole, hot dip galvanized

- EN 912-C2 - Connecteur denté à bois simple face avec trou central à bride, galvanisé à chaud
- EN 912-C2 - Scheibendübel einseitig mit Zähnen mit gebördeltem Mittelloch, vorverzinkter Stahl
- EN 912 Tipo C2 - Conector para madera dentado de una cara, de acero galvanizado en caliente
- EN 912 Тип C2 - Односторонний зубчатый соединитель по дереву с фланцевым центральным отверстием из горячеоцинкованной стали



Item code	Size	Thickness	Nail holes	Pcs. per box	Pcs. per carton
	D x d (mm)	(mm)	Ø (mm)		
CE QBS 31 12 050	50 x 12,4	1	4	200	1.000
CE QBS 31 12 062	62 x 12,4	1,2	4	100	500

CE Certified / Certifié CE / CE Zulassung / Certificado CE / Сертификат CE

Fire Reaction A1 / Réaction au feu A1 / Brandverhalten A1 / Reacción al fuego A1 / Реакция на огонь A1

On request, Ø50 is also available with hole: Ø10,4 - Ø16,4 - Ø20,4, CE certified


On request, Ø62 is also available with hole: Ø16,4 - Ø20,4, CE certified

On request, also available in pre-galvanized steel (item code: QBS 11), not covered by EN 912 (and not CE certified) / Disponible, sur demande, en acier prézingué (code: QBS 11), pas prévu par le EN912 (et pas certifié ETA-CE) / Auf Anfrage erhältlich, in vorverzinke Stahl (Code: QBS 11), nicht vorgesehen von EN 912 (und nicht CE-zertifiziert) / Disponible a solicitud de acero pregalvanizado (código: QBS 11), no incluido en la EN 912 (y no homologado CE) / Доступно по запросу из предварительно оцинкованной стали (код: QBS 11), не подпадает под действие EN 912. (и не сертифицирован CE)

### Description / Description / Beschreibung / Descripción / Описание

The single-sided tooth plate wood connector with flanged bolt-hole, hot dip galvanized, CE certified according to EN 912 (Type C2), is suitable for joining steel-wood or wood-wood parts with nails, screws and bolts, avoiding relative sliding.

### Usage / Utilisation / Benutzung / Uso / Применение



### Box / Boîte / Verpackung / Caja / Упаковка



# QBD 31 <sup>NEW</sup>

## EN 912-C1 type - Double-sided tooth plate wood connector with flat bolt-hole, hot dip galvanized

- EN 912-C1 - Connecteur denté à bois double face avec trou central à bride, galvanisé à chaud
- EN 912-C1 Typ - Scheibendübel zweiseitig mit Zähnen mit flachem Mittelloch, vorverzinkter Stahl
- EN 912 Tipo C1 - Conector para madera dentado de doble cara, de acero galvanizado en caliente
- EN 912 Тип C1 - Соединитель по дереву с двусторонней зубчатой пластиной и плоским центральным отверстием из горячеоцинкованной стали



Item code	Size	Thickness	Nail holes	Pcs. per box	Pcs. per carton
	D x d (mm)	(mm)	Ø (mm)		
CE QBD 31 17 050	50 x 17	1	4	150	750
CE QBD 31 21 062	62 x 21	1,2	4	75	375

CE Certified / Certifié CE / CE Zulassung / Certificado CE / Сертификат CE


Fire Reaction A1 / Réaction au feu A1 / Brandverhalten A1 / Reacción al fuego A1 / Реакция на огонь A1

On request, also available in pre-galvanized steel (item code: QBD 11), CE certified / Disponible, sur demande, en acier prézingué (code: QBD 11), certifié ETA-CE / Auf Anfrage erhältlich, in vorverzinke Stahl (Code: QBD 11), nicht vorgesehen von EN 912 (und nicht CE-zertifiziert) / Disponible a solicitud de acero pregalvanizado (código: QBD 11), Homologado CE / По запросу также доступны из предварительно оцинкованной стали (код изделия: QBD 11), сертифицированы CE

### Description / Description / Beschreibung / Descripción / Описание

The double-sided tooth plate wood connector with flat bolt-hole, hot dip galvanized, CE certified according to EN 912 (Type C1), is suitable for joining wood-wood parts with nails, screws and bolts, avoiding relative sliding.

### Usage / Utilisation / Benutzung / Uso / Применение







### Box / Boîte / Verpackung / Caja / Упаковка




# MN - MO

## Pre-galvanized steel heavy angled bracket with ribs

-  Equerre lourde nervurée, prézinguée
-  Vorverzinkter Schwer- Lochplattenwinkel mit Rippen
-  Escuadra pesada reforzada con nervaduras, de acero pregalvanizado
-  Крепежный усиленный уголок, оцинкованный

**MN 02** with 6 countersunk holes / avec 6 trous fraisés / mit 6 Senklöcher / con 6 agujeros avellanados / с 6 плоскими отверстиями



Item code	Size $L_1 \times L_2 \times L$ (mm)	Thickness (mm)	Holes diameter (mm)	Pcs. per carton	Pcs. per carton
 MN 02 04 825	48 x 48 x 40	2,5	4	100	500





**MO 02** with 5 countersunk holes and 1 large hole diam. 16 / avec 5 trous fraisés et 1 trou large diam. 16 / mit 5 Senklöcher und 1 breitem Loch Durchm. 16 / con 5 agujeros avellanados y un agujero diam. 16 / с 5 плоскими отверстиями и большим отверстием диаметром 16 мм




Item code	Size $L_1 \times L_2 \times L$ (mm)	Thickness (mm)	Holes diameter (mm)		Pcs. per box	Pcs. per carton
MO 02 04 825	48 x 48 x 40	2,5	4	16	100	500

# MP - MQ

## Pre-galvanized steel heavy angled bracket with ribs


-  Equerre lourde nervurée, prézinguée
-  Vorverzinkter Schwer- Lochplattenwinkel mit Rippen
-  Escuadra pesada reforzada con nervaduras, de acero pregalvanizado
-  Крепежный усиленный уголок, оцинкованный

**MP 27** with 6 countersunk holes / avec 6 trous fraisés / mit 6 Senklöcher / con 6 agujeros avellanados / с 6 плоскими отверстиями



Item code	Size $L_1 \times L_2 \times L$ (mm)	Thickness (mm)	Holes diameter (mm)	Pcs. per box	Pcs. per carton
MP 27 02 525	70 x 25 x 40	2,5	4	100	500

**MQ 27** with 4 countersunk holes and 1 large hole diam. 16 / avec 4 trous fraisés et 1 trou large diam. 16 / mit 4 Senklöcher und 1 breitem Loch Durchm. 16 / con 4 agujeros avellanados y un agujero diam. 16 / с 4 плоскими отверстиями и большим отверстием диаметром 16 мм







Item code	Size $L_1 \times L_2 \times L$ (mm)	Thickness (mm)	Holes diameter (mm)		Pcs. per box	Pcs. per carton
MQ 27 02 525	70 x 25 x 40	2,5	4	16	100	500





# MS - MT

## Pre-galvanized steel rectangular heavy plate


-  Plaque rectangulaire lourde, prézinguée
-  Vorverzinkte Schwer- Rechteckige Lochplatte
-  Pletina rectangular pesada, de acero pregalvanizado
-  Крепежная усиленная пластина, оцинкованная

**MS 02** with 6 countersunk holes / avec 6 trous fraisés / mit 6 Senklöcher / con 6 agujeros avellanados / с 6 плоскими отверстиями



Item code	Size	Thickness (mm)	Holes diameter (mm)		Pcs. per box	Pcs. per carton
	L x L <sub>1</sub> (mm)		4	16		
 <b>MS 02 09 025</b>	40 x 90	2,5	4	16	100	500





**MT 02** with 5 countersunk holes and 1 large hole diam. 16 / avec 5 trous fraisés et 1 trou large diam. 16 / mit 5 Senklöcher und 1 breitem Loch Durchm. 16 / con 5 agujeros avellanados y un agujero diam. 16 / с 5 плоскими отверстиями и большим отверстием диаметром 16 мм







Item code	Size	Thickness (mm)	Holes diameter (mm)		Pcs. per box	Pcs. per carton
	L x L <sub>1</sub> (mm)		4	16		
<b>MT 02 09 025</b>	40 x 90	2,5	4	16	100	500

# NN

## Steel heavy angled bracket with ribs, with 2 small countersunk holes on the long side and 1 small hole in the middle of the short side





-  Equerre lourde nervurée
-  Vorverzinkter Schwer- Lochplattenwinkel mit Rippen
-  Escuadra pesada reforzada con nervaduras
-  Оцинкованный Кронштейн "L" усиленный с ребрами






Item code	Finishing	Size	Thickness (mm)	Holes diameter (mm)		Pcs. per box	Pcs. per carton
		L <sub>1</sub> x L <sub>2</sub> x L (mm)		on L <sub>2</sub> (countersunk)	su L <sub>1</sub>		
 <b>NN 01 00 020</b>	Zinc Plated	22 x 28 x 21	2	4,5 (2 holes)	6 (1 holes)	100	1.000
 <b>NN 05 00 020</b>	Brass	22 x 28 x 21	2	4,5 (2 holes)	6 (1 holes)	100	1.000
 <b>NN 06 00 020</b>	Nickel	22 x 28 x 21	2	4,5 (2 holes)	6 (1 holes)	100	1.000
 <b>NN 07 00 020</b>	Antique brass (bronze)	22 x 28 x 21	2	4,5 (2 holes)	6 (1 holes)	100	1.000

# MU 02

## Pre-galvanized steel rectangular heavy plate with 6 countersunk rounded holes





-  Plaque rectangulaire lourde, prézinguée, avec 6 trous fraisés ronds
-  Vorverzinkte Schwer- Rechteckige Lochplatte mit 6 Rund- Senklöcher
-  Pletina rectangular pesada con 6 agujeros avellanados redondeados, de acero pregalvanizado
-  Крепежная усиленная пластина с 6 плоскими скругленными отверстиями, оцинкованная




Item code	Size <i>L x L<sub>1</sub> (mm)</i>	Thickness <i>(mm)</i>	Holes diameter <i>(mm)</i>	Pcs. per box	Pcs. per carton
 MU 02 07 010	35 x 70	1	4	100	500
 MU 02 07 015	35 x 70	1,5	4	100	500

# MV 02

## Pre-galvanized steel "Z" shaped bracket with 3 holes





-  Equerre prézinguée en form de Z avec 3 trous
-  Vorverzinkt Z-förmiger Lochplattenwinkel mit 3 Löcher
-  Escuadra en "Z" con 3 agujeros, de acero pregalvanizado
-  Крепежный Z-образный уголок с 3 отверстиями, оцинкованный

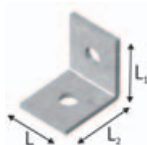


Item code	Size <i>L x L<sub>1</sub> x L<sub>2</sub> x h (mm)</i>	Thickness <i>(mm)</i>	Holes diameter <i>(mm)</i>	Pcs. per box	Pcs. per carton
MV 02 06 018	60 x 18 x 40 x 15	1	4	100	1.000

# MW 02

## Pre-galvanized steel angled bracket with 2 countersunk holes





-  Equerre prézinguée avec 2 trous fraisés
-  Vorverzinkter Schwer- Lochplattenwinkel mit 2 Senklöcher
-  Escuadra con 2 agujeros avellanados, de acero pregalvanizado
-  Крепежный уголок с 2 плоскими отверстиями, оцинкованный

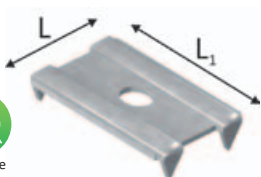


Item code	Size <i>L<sub>1</sub> x L<sub>2</sub> x L (mm)</i>	Thickness <i>(mm)</i>	Holes diameter <i>(mm)</i>	Pcs. per box	Pcs. per carton
MW 02 02 520	25 x 25 x 20	2	6,5	100	1.000

# NE 2

## Pre-galvanized rectangular plate with 4 teeth and central hole





-  Plaque prézinguée dentelée avec trou
-  Vorverzinkt gezähnte Lochplatte
-  Pletina fijapaneles con dientes y agujero central, de acero pregalvanizado
-  Прямоугольная пластина с 4 зубцами и центральным отверстием, оцинкованная

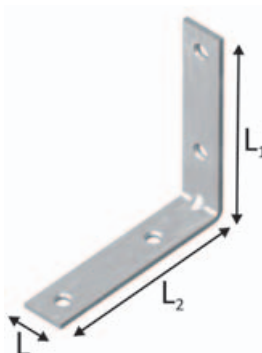











Item code	Size <i>L<sub>1</sub> x L (mm)</i>	Thickness <i>(mm)</i>	Holes diameter <i>(mm)</i>	Pcs. per box	Pcs. per carton
NE 21 62 308	23 x 16	0,8	4,5	500	5.000

# NA 02

## Pre-galvanized steel angled bracket with rib and countersunk holes





-  Equerre lourde nervurée avec trous fraisés
-  Vorverzinkter Schwer- Lochplattenwinkel mit Rippen und Senklöcher
-  Escuadra reforzada con nervadura, con agujeros avellanados, de acero pregalvanizado
-  Крепежный усиленный уголок с плоскими отверстиями, оцинкованный













Item code	Size $L_1 \times L_2 \times L$ (mm)	Thickness (mm)	Holes diameter (mm)	Pcs. per box	Pcs. per carton
 NA 02 02 020	20 x 20 x 15	2	4,5	100	1000
 NA 02 03 020	30 x 30 x 15	2	4,5	100	1000
 NA 02 04 020	40 x 40 x 15	2	4,5	100	500
 NA 02 05 020	50 x 50 x 15	2	4,5	100	500
 NA 02 06 020	60 x 60 x 15	2	4,5	100	500
 NA 02 07 020	70 x 70 x 15	2	4,5	-	100
 NA 02 08 020	80 x 80 x 15	2	4,5	-	100
 NA 02 09 020	90 x 90 x 15	2	4,5	-	100
 NA 02 10 020	100 x 100 x 15	2	4,5	-	100

# NC 2

## Pre-galvanized steel rectangular plate with countersunk holes





-  Plaque rectangulaire prézinguée, avec trous fraisés
-  Vorverzinkt rechteckige Lochplatte mit Senklöcher
-  Pletina rectangular con agujeros avellanados, de acero pregalvanizado
-  Крепежная прямоугольная пластина с плоскими отверстиями, оцинкованная





Item code	Size $L_1 \times L$ (mm)	Thickness (mm)	Holes diameter (mm)	Pcs. per carton
 NC 21 50 420	40 x 15	2	4,5	100
 NC 21 50 620	60 x 15	2	4,5	100
 NC 21 50 820	80 x 15	2	4,5	100
 NC 21 51 020	100 x 15	2	4,5	100
 NC 21 51 220	120 x 15	2	4,5	100
 NC 21 51 420	140 x 15	2	4,5	100
 NC 21 51 620	160 x 15	2	4,5	100
 NC 21 51 820	180 x 15	2	4,5	100
 NC 21 52 020	200 x 15	2	4,5	100

# MZ 02

## Pre-galvanized steel plate with 4 csk holes and sharp edges

-  Plaque carrée prézinguée avec 4 trous fraisés, pour le montage des meubles
-  Vorverzinkt viereckige Lochplatte mit 4 Senklöcher, für Möbelmontage
-  Pletina cuadrada para ensamblaje de muebles, con 4 agujeros avellanados, de acero pregalvanizado
-  Крепежная квадратная пластина для сборки мебели с 4 плоскими отверстиями, оцинкованная




Item code	Size $L \times L$ (mm)	Thickness (mm)	Holes diameter (mm)	Pcs. per box	Pcs. per carton
 MZ 02 04 308	43 x 43	0,8	4,5	100	1.000

# TG 2

## 🇬🇧 Squared Post holder, Hot Dip Galvanized

- 🇫🇷 Pied de poteau à boulonner, galvanisé à chaud
- 🇩🇪 Aufschraubbodenhülse für Kanthölzer, feuerverzinkt
- 🇪🇸 Soporte para anclar vigas de madera al suelo, de acero galvanizado en caliente
- 🇷🇺 Квадратное основание колонны, оцинкованное



Item code	Size <i>L x L x h x L<sub>1</sub> (mm)</i>	Thickness (mm)		Holes diameter (mm)		Pcs. per carton
		sides	base	on sides	on base	
TG 20 71 150	71 x 71 x 150 x 150	2,5	2,5	11	13	12
TG 20 91 150	91 x 91 x 150 x 170	2,5	2,5	11	13	8
TG 21 01 150	101 x 101 x 150 x 180	2,5	2,5	11	13	8
TG 21 21 150	121 x 121 x 150 x 200	3	3	11	13	6
TG 21 41 150	141 x 141 x 150 x 220	3	3	11	13	4
TG 21 61 150	161 x 161 x 150 x 240	3	4	11	13	4
TG 22 01 200	201 x 201 x 200 x 280	3	4	11	13	4
<b>New item</b> TG 22 41 200	241 x 241 x 200 x 320	3	4	11	13	2

Usage / Utilisation / Benutzung / Uso / Применение



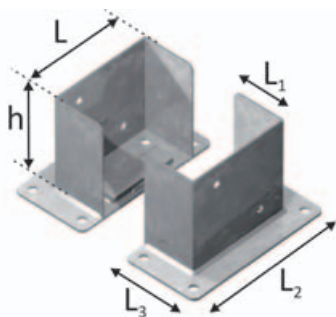
Box / Boîte / Verpackung / Caja / Упаковка




# MK 2

## 🇬🇧 Squared post holder couple, hot dip galvanized


- 🇫🇷 Pied de poteau à boulonner à deux éléments, galvanisé à chaud
- 🇩🇪 Aufschraubbodenhülse zweiteilig, für Kanthölzer, feuerverzinkt
- 🇪🇸 Par de soportes para anclar vigas de madera al suelo, de acero galvanizado en caliente
- 🇷🇺 Регулируемая пара квадратных оснований колонны, оцинкованная



Item code	Size <i>L x L<sub>1</sub> x L<sub>2</sub> x L<sub>3</sub> x h (mm)</i>	Thickness (mm)		Holes diameter (mm)		Pcs. per carton (set)
		sides	base	on sides	on base	
MK 21 21 150	121 x 60 x 200 x 100 x 150	3	3	11	13	6
MK 21 41 150	141 x 70 x 220 x 110 x 150	3	3	11	13	4
MK 21 61 150	161 x 80 x 240 x 120 x 150	3	4	11	13	4
MK 21 81 200	181 x 90 x 260 x 130 x 200	3	4	11	13	2
MK 22 01 200	201 x 100 x 280 x 140 x 200	3	4	11	13	2



Usage / Utilisation / Benutzung / Uso / Применение



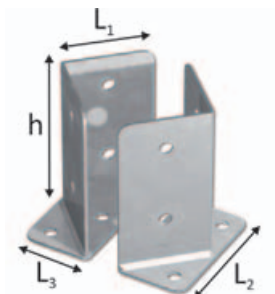
Box / Boîte / Verpackung / Caja / Упаковка



# TV 2

## 🇬🇧 Squared Post holder couple for corners, Hot Dip Galvanized

- 🇫🇷 Pied de poteau à boulonner à deux éléments pour angles, galvanisé à chaud
- 🇩🇪 Aufschraubbodenhülse zweiteilig, für Kanthölzer, feuerverzinkt
- 🇪🇸 Par de soportes para anclar vigas de madera al suelo, de acero galvanizado en caliente
- 🇷🇺 Регулируемая пара квадратного основания колонны, оцинкованная



Item code	Size <i>L x L x h x L<sub>1</sub> (mm)</i>	Thickness (mm)		Holes diameter (mm)		Pcs. per carton <i>(set)</i>
		sides	base	on sides	on base	
TV 20 80 150	80 x 150 x 120 x 65	3	3	11	13	10
TV 21 05 200	105 x 200 x 155 x 83	3	3	11	13	8

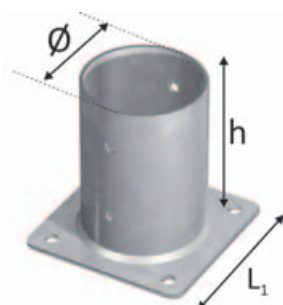
Usage / Utilisation / Benutzung / Uso / Применение



# TR 2


## 🇬🇧 Round Post holder, Hot Dip Galvanized

- 🇫🇷 Pied de poteau rond à boulonner, galvanisé à chaud
- 🇩🇪 Aufschraubbodenhülse für Rundholzpfosten, feuerverzinkt
- 🇪🇸 Soporte para anclar vigas redondas de madera al suelo, de acero galvanizado en caliente
- 🇷🇺 Круглое основание колонны, оцинкованное



Item code	Size <i>Ø x h x L<sub>1</sub> (mm)</i>	Thickness (mm)		Holes diameter (mm)		Pcs. per carton
		cylinder	base	on sides	on base	
TR 20 80 150	80 x 150 x 150	2,5	2,5	11	13	20
TR 21 00 150	100 x 150 x 150	3	3	11	13	9
TR 21 20 150	120 x 150 x 180	3	3	11	13	7

Usage / Utilisation / Benutzung / Uso / Применение



# TU 01

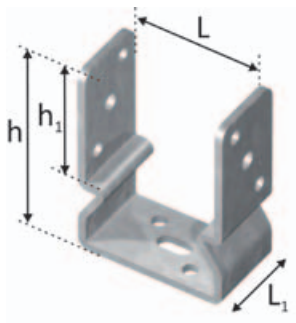
## U-shaped post holder, hot dip galvanized

🇫🇷 Pied de poteau en forme de U, galvanisé à chaud

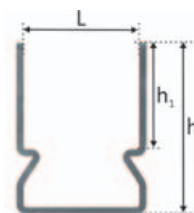
🇩🇪 U-förmige Aufschraubbodenhülse, feuerverzinkt

🇪🇸 Soporte en "U" para anclar vigas de madera al suelo de acero galvanizado en caliente


🇷🇺 U-образное основание колонны, оцинкованное



Item code	Size	Thickness (mm)	Holes diameter (mm)			Pcs. per carton
	$L \times L_1 \times h \times h_1$ (mm)				loop	
TU 01 60 071	71 x 60 x 150 x 95	6	11	13	13 x 26	20
TU 01 60 081	81 x 60 x 150 x 95	6	11	13	13 x 26	20
TU 01 60 091	91 x 60 x 150 x 95	6	11	13	13 x 26	20
TU 01 60 101	101 x 60 x 150 x 95	6	11	13	13 x 26	16
TU 01 60 121	121 x 60 x 150 x 95	6	11	13	13 x 26	16



Usage / Utilisation / Benutzung / Uso / Применение



# TP 2


## Pyramidal Squared Post holder, Hot Dip Galvanized

- 🇫🇷 Pied de poteau à enforcer, galvanisé à chaud
- 🇩🇪 Einschlagbodenhülse für Kanthölzer, feuerverzinkt
- 🇪🇸 Soporte piramidal para anclar vigas de madera al suelo, de acero galvanizado en caliente
- 🇷🇺 Квадратный забивной крепеж для стоек, оцинкованный



Item code	Size	Thickness (mm)	Holes diameter (mm)	Pcs. per carton
	$L \times L \times h \times L_1$ (mm)			
TP 20 71 750	71 x 71 x 150 x 750	2	11	1
TP 20 71 900	71 x 71 x 150 x 900	2	11	1
TP 20 91 750	91 x 91 x 150 x 750	2	11	1
TP 20 91 900	91 x 91 x 150 x 900	2	11	1
TP 21 01 900	101 x 101 x 150 x 900	2,5	11	1

Usage / Utilisation / Benutzung / Uso / Применение



# TQ 2

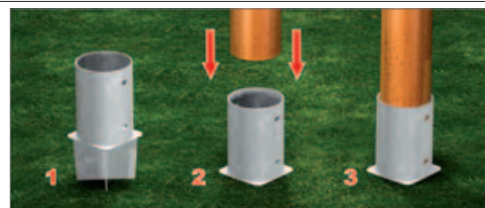
## Pyramidal Round Post holder, Hot Dip Galvanized

- 🇫🇷 Pied de poteau rond à enforcer, galvanisé à chaud
- 🇩🇪 Einschlagbodenhülse für Rundholzpfosten, feuerverzinkt
- 🇪🇸 Soporte piramidal para anclar vigas redondas de madera al suelo, de acero galvanizado en caliente
- 🇷🇺 Круглый забивной крепеж для стоек, оцинкованный







Item code	Size	Thickness (mm)	Holes diameter (mm)	Pcs. per carton
	$\varnothing \times h \times L_1$ (mm)			
TQ 20 80 900	80 x 150 x 900	2	11	1
TQ 21 00 900	100 x 150 x 900	2	11	1
TQ 21 20 900	120 x 150 x 900	2,5	11	1

Usage / Utilisation / Benutzung / Uso / Применение



# NH 08 00 001

## Six floor wooden display "Expowood", with wooden beam connection kit

-  Présentoir en bois avec 6 étagères "Expowood" avec assortiment de connexions pour le bois
-  Holz- Verkaufsständer mit 6 Ebenen "Expowood", mit Sortiment von Holz- und Balkenverbindungen
-  Expositor de madera "Expowood" completo de surtido de conectores y soportes para vigas de madera
-  Деревянный дисплей с 6 полками "Expowood" в комплекте с полным ассортиментом соединений и опор для клеенного бруса



Kit code	Dimensions	Pcs. per carton
	L x P x h (cm)	
NH 08 00 001	65 x 61 x 186	1

Item code	Description	Pcs. per carton
KS 02 05 020	Pre-galvanized steel heavy angled bracket with rib	60
KS 02 07 020	Pre-galvanized steel heavy angled bracket with rib	60
KS 02 09 020	Pre-galvanized steel heavy angled bracket with rib	60
KS 02 10 525	Pre-galvanized steel heavy angled bracket with rib	40
KZ 02 05 020	Pre-galvanized steel heavy angled bracket	60
KZ 02 07 020	Pre-galvanized steel heavy angled bracket	60
KZ 02 09 020	Pre-galvanized steel heavy angled bracket	60
KZ 02 10 525	Pre-galvanized steel heavy angled bracket	40
TD 02 05 020	Pre-galvanized steel heavy 135° angled bracket	60
TD 02 07 020	Pre-galvanized steel heavy 135° angled bracket	60
TD 02 09 020	Pre-galvanized steel heavy 135° angled bracket	60
TD 02 10 525	Pre-galvanized steel heavy 135° angled bracket	40
MU 02 07 015	Pre-galvanized steel rectangular heavy plate with countersunk rounded holes	200
TA 24 01 020	Pre-galvanized steel rectangular heavy plate with nail and screw holes	100
TA 25 51 425	Pre-galvanized steel rectangular heavy plate with nail and screw holes	50
TA 26 51 825	Pre-galvanized steel rectangular heavy plate with nail and screw holes	100
TA 29 02 125	Pre-galvanized steel rectangular heavy plate with nail and screw holes	50
TE 02 08 025	Pre-galvanized steel T-plate with nail and screw holes	50
TE 02 16 025	Pre-galvanized steel T-plate with nail and screw holes	25
KW 20 80 120	Pre-galvanized steel Joist Hanger with Inner Folded Wings	24
KW 20 80 150	Pre-galvanized steel Joist Hanger with Inner Folded Wings	24
KW 20 90 115	Pre-galvanized steel Joist Hanger with Inner Folded Wings	24
KW 20 90 145	Pre-galvanized steel Joist Hanger with Inner Folded Wings	24
KW 21 00 140	Pre-galvanized steel Joist Hanger with Inner Folded Wings	48
KW 21 20 160	Pre-galvanized steel Joist Hanger with Inner Folded Wings	18
KW 21 40 180	Pre-galvanized steel Joist Hanger with Inner Folded Wings	18
KT 20 50 105	Pre-galvanized steel Joist Hanger with Open Wings	24
KT 20 60 100	Pre-galvanized steel Joist Hanger with Open Wings	24
KT 20 70 125	Pre-galvanized steel Joist Hanger with Open Wings	24
KT 20 80 120	Pre-galvanized steel Joist Hanger with Open Wings	24
KT 20 90 145	Pre-galvanized steel Joist Hanger with Open Wings	24
KT 21 00 140	Pre-galvanized steel Joist Hanger with Open Wings	48
KT 21 20 160	Pre-galvanized steel Joist Hanger with Open Wings	18
KT 21 40 180	Pre-galvanized steel Joist Hanger with Open Wings	18
KY 02 30 130	Pre-galvanized steel adjustable joist hanger with open wings	24 (set)
KY 02 40 150	Pre-galvanized steel adjustable joist hanger with open wings	24 (set)
KO 02 40 150	Pre-galvanized steel adjustable joist hanger with inner folded wings	24 (set)
TG 21 01 150	Squared Post holder, Hot Dip Galvanized	8
TR 21 00 150	Round Post holder, Hot Dip Galvanized	10





Total pcs.: 1.709










# NH 08 00 002

## Six floor wooden display "Expowood", with Woodpecker® wood screws kit

-  Présentoir en bois avec 6 étagères "Expowood" avec sortiment de vis et accessoires pour panneaux de particules
-  Holz- Verkaufsständer mit 6 Ebenen "Expowood", mit Sortiment von Spanplattenschrauben und Zubehör
-  Expositor de madera "Expowood" con surtido de tornillos y arandelas para vigas de madera
-  Деревянный дисплей с 6 полками "Expowood" с ассортиментом шурупов и аксессуаров для ДСП



Kit code	Dimensions	Pcs. per carton
	L x P x h (cm)	
NH 08 00 002	65 x 61 x 186	1

Item code	Description	Pcs. per box	Boxes	Total Pcs.
 TJ0240040	Flat CSK head 6-lobe recess chipboard screws, yellow zinc plated	500	6	3000
TJ0240050	Flat CSK head 6-lobe recess chipboard screws, yellow zinc plated	200	6	1200
TJ0240060	Flat CSK head 6-lobe recess chipboard screws, yellow zinc plated	200	6	1200
TJ0250060	Flat CSK head 6-lobe recess chipboard screws, yellow zinc plated	200	4	800
TJ0250070	Flat CSK head 6-lobe recess chipboard screws, yellow zinc plated	200	4	800
TJ0250080	Flat CSK head 6-lobe recess chipboard screws, yellow zinc plated	200	4	800
TJ0250090	Flat CSK head 6-lobe recess chipboard screws, yellow zinc plated	100	6	600
 TT0206080	Flat CSK head 6-lobe recess screws for structural timber applications, yellow zinc plated	100	2	200
TT0206100	Flat CSK head 6-lobe recess screws for structural timber applications, yellow zinc plated	100	2	200
TT0206140	Flat CSK head 6-lobe recess screws for structural timber applications, yellow zinc plated	100	2	200
TT0206160	Flat CSK head 6-lobe recess screws for structural timber applications, yellow zinc plated	100	2	200
TT0206200	Flat CSK head 6-lobe recess screws for structural timber applications, yellow zinc plated	100	2	200
TT0206240	Flat CSK head 6-lobe recess screws for structural timber applications, yellow zinc plated	50	2	100
TT0206260	Flat CSK head 6-lobe recess screws for structural timber applications, yellow zinc plated	50	2	100
TT0206300	Flat CSK head 6-lobe recess screws for structural timber applications, yellow zinc plated	50	2	100
TT0208080	Flat CSK head 6-lobe recess screws for structural timber applications, yellow zinc plated	100	2	200
TT0208120	Flat CSK head 6-lobe recess screws for structural timber applications, yellow zinc plated	100	2	200
TT0208140	Flat CSK head 6-lobe recess screws for structural timber applications, yellow zinc plated	50	2	100
TT0208180	Flat CSK head 6-lobe recess screws for structural timber applications, yellow zinc plated	50	1	50
TT0208220	Flat CSK head 6-lobe recess screws for structural timber applications, yellow zinc plated	50	1	50
TT0208240	Flat CSK head 6-lobe recess screws for structural timber applications, yellow zinc plated	50	1	50
TT0208300	Flat CSK head 6-lobe recess screws for structural timber applications, yellow zinc plated	50	1	50
TT0210120	Flat CSK head 6-lobe recess screws for structural timber applications, yellow zinc plated	50	1	50
TT0210160	Flat CSK head 6-lobe recess screws for structural timber applications, yellow zinc plated	50	1	50
TT0210200	Flat CSK head 6-lobe recess screws for structural timber applications, yellow zinc plated	50	1	50
TT0210240	Flat CSK head 6-lobe recess screws for structural timber applications, yellow zinc plated	50	1	50
TT0210280	Flat CSK head 6-lobe recess screws for structural timber applications, yellow zinc plated	50	1	50
TT0210340	Flat CSK head 6-lobe recess screws for structural timber applications, yellow zinc plated	50	1	50
TT0210400	Flat CSK head 6-lobe recess screws for structural timber applications, yellow zinc plated	50	1	50
 TT5006080	Flat CSK head 6-lobe recess screws for structural timber applications, A2 stainless steel	100	1	100
TT5006120	Flat CSK head 6-lobe recess screws for structural timber applications, A2 stainless steel	100	1	100
TT5006140	Flat CSK head 6-lobe recess screws for structural timber applications, A2 stainless steel	100	1	100
TT5006160	Flat CSK head 6-lobe recess screws for structural timber applications, A2 stainless steel	100	1	100
TT5006200	Flat CSK head 6-lobe recess screws for structural timber applications, A2 stainless steel	100	1	100
TT5006240	Flat CSK head 6-lobe recess screws for structural timber applications, A2 stainless steel	50	1	50
 TTR0107020	Special conical washer for TT02 Woodpecker® CSK head screw, yellow zinc plated	200	1	200
TTR0109025	Special conical washer for TT02 Woodpecker® CSK head screw, yellow zinc plated	200	1	200
 TTR0111030	Special conical washer for TT02 Woodpecker® CSK head screw, yellow zinc plated	200	1	200
TTR5007020	Special conical washer for TT50 Woodpecker® CSK head screw, A2 stainless steel	200	1	200

Total pcs.: 12.100


# GH 01

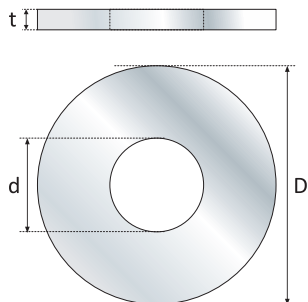
 **ISO 7094 - DIN 440R - Steel plain washer Extra large series, zinc plated**

 ISO 7094 - DIN 440R - Rondelle extra large, en acier zingué

 ISO 7094 - DIN 440R - Extra breite verzinkte Scheibe

 ISO 7094 - DIN 440R - Arandela plana serie Extra ancha, de acero cincado

 ISO 7094 - DIN 440R - Увеличенная шайба из оцинкованной стали



Item code	Size* <i>d x D x t (mm)</i>	For screws: <i>M</i>	Pcs. per box	Pcs. per carton
GH 01 00 008	9 x 28 x 3	M8	500	2500
GH 01 00 010	11 x 34 x 3	M10	300	1500
GH 01 00 012	13,5 x 44 x 4	M12	150	750
GH 01 00 016	17,5 x 56 x 5	M16	75	375
GH 01 00 020	22 x 72 x 6	M20	30	150
GH 01 00 024	26 x 85 x 6	M24	30	150
GH 01 00 030	33 x 105 x 6	M30	15	75

\* Tolerances as per ISO 4759-3 / Tolérance selon ISO 4759-3 / Toleranz nach ISO 4759-3 / Tolerancias como en ISO 4759-3 / Отклонения по ISO 4759-3

Box / Boîte / Verpackung / Caja / Упаковка





# JZ 01

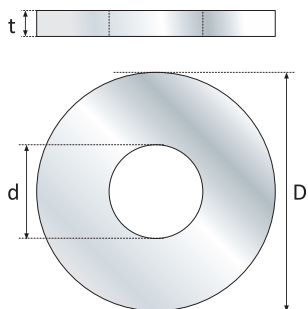
 **Steel washer for timber structures as in DIN 1052 , zinc plated**

 Rondelle en acier pour structures en bois, comme dans le DIN 1052

 Verzinkte Scheibe für Holzbau, wie in DIN 1052

 Arandela plana para estructuras de madera, como referido en DIN 1052, de acero cincado

 Увеличенная шайба из оцинкованной стали для соединения деревянных элементов по DIN 1052



Item code	Size* <i>d x D x t (mm)</i>	For screws: <i>M</i>	Pcs. per box	Pcs. per carton
JZ 01 00 012	14 x 58 x 6	M12	50	250
JZ 01 00 016	18 x 68 x 6	M16	30	150
JZ 01 00 020	22 x 80 x 8	M20	20	100
JZ 01 00 022	25 x 92 x 8	M22	15	75
JZ 01 00 024	27 x 105 x 8	M24	10	50

\* Tolerances as per ISO 4759-3 / Tolérance selon ISO 4759-3 / Toleranz nach ISO 4759-3 / Tolerancias como en ISO 4759-3 / Отклонения по ISO 4759-3

Box / Boîte / Verpackung / Caja / Упаковка



# CY 01

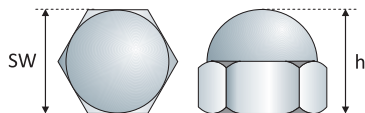
🇬🇧 **DIN 1587 - Hexagonal domed cap nut, zinc plated**

🇫🇷 DIN 1587 - Écrou borgne à calotte, zingué

🇩🇪 DIN 1587 - Hutmutter, verzinkt

🇪🇸 DIN 1587 - Tuerca ciega de acero cincado

🇷🇺 DIN 1587 - Колпачковая шестигранная гайка из оцинкованной стали



Item code	Size	For screws: M	Pcs. per box	Pcs. per carton
	SW x h (mm)			
CY 01 00 003	5,5 x 6,5	M3	500	10.000
CY 01 00 004	7 x 8	M4	500	10.000
CY 01 00 005	8 x 10	M5	500	5.000
CY 01 00 006	10 x 12	M6	500	5.000
CY 01 00 008	12 x 15	M8	200	2.000
CY 01 00 010	17 x 18	M10	100	1.000
CY 01 00 012	19 x 22	M12	100	1.000
CY 01 00 014	22 x 25	M14	50	500
CY 01 00 016	24 x 28	M16	25	250
CY 01 00 018	27 x 32	M18	25	250
CY 01 00 020	30 x 34	M20	25	250
CY 01 00 022	32 x 39	M22	20	200
CY 01 00 024	36 x 42	M24	15	150

Box / Boîte / Verpackung / Caja / Упаковка



# CW 01

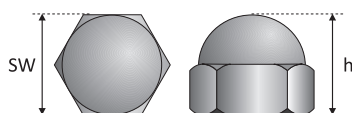
🇬🇧 **DIN 1587 - A2 (AISI 304) Stainless steel hexagonal domed cap nut**

🇫🇷 DIN 1587 - Écrou borgne à calotte, en acier inox A2 (AISI 304)

🇩🇪 DIN 1587 - Hutmutter, Edestahl A2 (AISI 304)

🇪🇸 DIN 1587 - Tuerca ciega de acero inoxidable A2 (AISI 304)

🇷🇺 DIN 1587 - Колпачковая шестигранная гайка из нержавеющей стали A2 (AISI 304)



Item code	Size	For screws: M	Pcs. per box	Pcs. per carton
	SW x h (mm)			
CW 01 00 003	5,5 x 5	M3	250	2.500
CW 01 00 004	7 x 8	M4	250	2.500
CW 01 00 005	8 x 10	M5	250	2.500
CW 01 00 006	10 x 12	M6	250	2.500
CW 01 00 008	12 x 15	M8	100	1.000
CW 01 00 010	17 x 18	M10	100	1.000
CW 01 00 012	19 x 22	M12	50	500
CW 01 00 014	22 x 25	M14	25	250
CW 01 00 016	24 x 28	M16	25	250
CW 01 00 018	27 x 32	M18	20	200
CW 01 00 020	30 x 34	M20	20	200
CW 01 00 022	32 x 39	M22	10	100
CW 01 00 024	36 x 42	M24	10	100



Box / Boîte / Verpackung / Caja / Упаковка





	 Dome head rivets Aluminium / Zinc plated	<ul style="list-style-type: none"> <li> Rivets tête bombée Aluminium / Zingué</li> <li> Flachrundkopf Blindnieten aus Aluminium / verzinkt</li> <li> Remaches aluminio / acero, cabeza alomada</li> <li> Заклепки алюминий / сталь</li> </ul>	<b>348</b>
	 Large dome head rivets Aluminium / Zinc plated	<ul style="list-style-type: none"> <li> Rivets tête bombée large Aluminium / Zingué</li> <li> Breit-Flachrundkopf Blindnieten aus Aluminium / verzinkt</li> <li> Remache aluminio / acero, cabeza ancha</li> <li> Заклепки с расширенным головкой алюминий / сталь</li> </ul>	<b>350</b>
	 Open end blind folding rivet with gasket, dome head	<ul style="list-style-type: none"> <li> Rivet pliant aveugle à extrémité ouverte avec joint</li> <li> Blindniete mit Flachrundkopf mit Rundscheibe und Nagel</li> <li> Remache cabeza alomada, con junta, con vástago</li> <li> Заклепка с открытым концом, глухая, с прокладкой, куполообразной головкой</li> </ul>	<b>351</b>
	 Dome head rivets Painted aluminium / Zinc plated	<ul style="list-style-type: none"> <li> Rivets tête bombée laqués Aluminium / Zingué</li> <li> Flachrundkopf Blindnieten Aluminium lackiert/ verzinkt</li> <li> Remaches aluminio barnizado / acero, cabeza alomada</li> <li> Заклепки из окрашенного алюминия / сталь</li> </ul>	<b>352</b>
	 Dome head "peel type" rivets Painted aluminium / Zinc plated	<ul style="list-style-type: none"> <li> Rivets fleurs (type peel) tête bombée laqués Aluminium / Zingué</li> <li> Flachrundkopf Spreitzblindnieten Aluminium lackiert/ verzinkt</li> <li> Remache flor aluminio barnizado / acero, cabeza alomada</li> <li> Лепестковые заклепки окрашенные алюминий / сталь</li> </ul>	<b>359</b>
	 Dome head rivets Anodized Copper / Zinc plated	<ul style="list-style-type: none"> <li> Dôme tête rivets Cuivre anodisé / zingué</li> <li> Dome Kopf Nieten Eloxieretes Kupfer / verzinkt</li> <li> Anodizado cobre / acero, cabeza alomada</li> <li> Заклепки анодированный из меди / сталь</li> </ul>	<b>360</b>
	 Dome head rivets Copper / Zinc plated	<ul style="list-style-type: none"> <li> Rivets tête bombée cuivre / zingué</li> <li> Flachrundkopf Blindnieten Kupfer / verzinkt</li> <li> Remaches cobre / acero, cabeza alomada</li> <li> Заклепки из меди / сталь</li> </ul>	<b>361</b>
	 Dome head rivets A2 Stainless steel / Stainless steel	<ul style="list-style-type: none"> <li> Rivets tête bombée Acier inoxydable A2 / Acier inoxydable</li> <li> Flachrundkopf Blindnieten A2 Edelstahl/ Edelstahl</li> <li> Remaches acero inoxidable, cabeza alomada</li> <li> Заклепки из нержавеющей стали A2 (AISI 304)</li> </ul>	<b>362</b>
	 Dome head rivets Zinc plated / Zinc plated	<ul style="list-style-type: none"> <li> Rivets à tête bombée zinguée / zinguée</li> <li> Flachrundkopf Blindnieten verzinkt/ verzinkt</li> <li> Remaches acero / acero, cabeza alomada</li> <li> Заклепки из сталь / сталь</li> </ul>	<b>363</b>
	 Countersunk head rivets Aluminium / Zinc plated	<ul style="list-style-type: none"> <li> Rivets tête fraisée Aluminium / Zingué</li> <li> Senkkopf Blindnieten Aluminium lackiert/ verzinkt</li> <li> Remaches aluminio / acero, cabeza avellanada</li> <li> Зклепки из алюминия с потайной буртик / сталь</li> </ul>	<b>364</b>
	 Hand riveters	<ul style="list-style-type: none"> <li> Riveteuses à main</li> <li> Handblindnietenwerkzeuge</li> <li> Remachadoras manuales</li> <li> Заклепочник ручной</li> </ul>	<b>366</b>
	 High performance hand riveters	<ul style="list-style-type: none"> <li> Riveteuses à main haute performance</li> <li> Hochleistungs- Handblindnietenwerkzeuge</li> <li> Remachadoras manuales profesionales</li> <li> Силовой двуручный стальной заклепочник</li> </ul>	<b>367</b>
	 Rivet nuts	<ul style="list-style-type: none"> <li> Rivets-écrous</li> <li> Blindnieten Gewindeeinsätze</li> <li> Tuercas remachables</li> <li> Резьбовая заклепка-гайка</li> </ul>	<b>368</b>
	 High performance hand riveters for rivet nut	<ul style="list-style-type: none"> <li> Riveteuses à main haute performance pour rivet-écrou</li> <li> Hochleistungs- Handblindnietenwerkzeuge für Gewindeeinsätze</li> <li> Remachadoras manuales profesionales para tuercas remachables</li> <li> Профессиональный заклепочный инструмент для резьбовых заклепок</li> </ul>	<b>369</b>

## Rivets

-  Rivets
-  Nietnagel
-  Remaches
-  Заклепки

# RA 00

EN ISO 15977 - Aluminium alloy (Mg 5%)\* open end blind rivet, dome head, with zinc plated steel break pull mandrel

EN ISO 15977 - Rivet aveugle à corps ouvert en aluminium (Mg 5%)\*, tête bombée, avec clou en acier zingué

EN ISO 15977 - Blindniete Flachrundkopf aus Aluminium (Mg 5%)\*, mit Nagel aus verzinktem Stahl

EN ISO 15977 - Remache de aluminio (Mg 5%)\*, cabeza alomada, con vástago de acero cincado

EN ISO 15977 - Вытяжная заклепка из алюминия (Mg 5%)\*, с полукруглым/стандартным бортиком, стержень из оцинкованной стали

**RA 00** Aluminium alloy body - zinc plated steel mandrel

Corps en aluminium naturel - clou en acier

Körper aus Aluminium - Nagel aus Stahl

Cuerpo aluminio natural - vástago acero

Тела: алюминий - стержень: сталь



Item code	Size Ød x l (mm)	Thickness of fixture t <sub>fix</sub> min-max (mm)	Head diameter Ødk (mm)	Drill hole Ødh1 (mm)	Pcs. per box	Pcs. per carton
Ød: 2,4 mm						
RA 00 24 006	2,4 x 6	2 - 4	5	2,5	1.000	20.000
RA 00 24 008	2,4 x 8	4 - 6			1.000	20.000
RA 00 24 010	2,4 x 10	6 - 8			1.000	20.000
RA 00 24 012	2,4 x 12	8 - 9,5			1.000	20.000
Ød: 3 mm						
RA 00 30 006	3,0 x 6	1,5 - 3,5	6	3,1	1.000	20.000
RA 00 30 008	3,0 x 8	3,5 - 5			1.000	20.000
RA 00 30 010	3,0 x 10	5 - 7			1.000	20.000
RA 00 30 012	3,0 x 12	7 - 9			1.000	20.000
RA 00 30 016	3,0 x 16	9 - 13			1.000	10.000
RA 00 30 020	3,0 x 20	13 - 17			500	10.000
Ød: 3,2 mm						
RA 00 32 006	3,2 x 6	1,5 - 3,5	6,5	3,3	1.000	20.000
RA 00 32 008	3,2 x 8	3,5 - 5			1.000	20.000
RA 00 32 010	3,2 x 10	5 - 7			1.000	20.000
RA 00 32 012	3,2 x 12	7 - 9			1.000	20.000
RA 00 32 016	3,2 x 16	9 - 13			1.000	10.000
RA 00 32 020	3,2 x 20	13 - 17			500	10.000
Ød: 3,4 mm						
RA 00 34 006	3,4 x 6	1,5 - 3,5	6,5	3,5	1.000	20.000
RA 00 34 008	3,4 x 8	3,5 - 5			1.000	20.000
RA 00 34 010	3,4 x 10	5 - 7			1.000	20.000
RA 00 34 012	3,4 x 12	7 - 9			1.000	20.000
RA 00 34 016	3,4 x 16	9 - 13			1.000	10.000
RA 00 34 020	3,4 x 20	13 - 17			500	10.000
Ød: 4 mm						
RA 00 40 006	4 x 6	1 - 3	8	4,1	1.000	10.000
RA 00 40 008	4 x 8	3 - 5			1.000	10.000
RA 00 40 010	4 x 10	5 - 6,5			1.000	10.000
RA 00 40 012	4 x 12	6,5 - 8,5			1.000	10.000
RA 00 40 016	4 x 16	8,5 - 12,5			500	10.000
RA 00 40 020	4 x 20	12,5 - 16,5			500	10.000
RA 00 40 025	4 x 25	16,5 - 21			500	5.000
RA 00 40 030	4 x 30	21 - 26			250	5.000
Ød: 4,8 mm						
RA 00 48 006	4,8 x 6	1,5 - 2,5	9,5	5	500	5.000
RA 00 48 008	4,8 x 8	2,5 - 4			500	5.000
RA 00 48 010	4,8 x 10	4 - 6			500	5.000
RA 00 48 012	4,8 x 12	6 - 8			500	5.000
RA 00 48 016	4,8 x 16	8 - 12			500	5.000
RA 00 48 020	4,8 x 20	12 - 15			500	5.000
RA 00 48 025	4,8 x 25	15 - 20			250	5.000
RA 00 48 030	4,8 x 30	20 - 25			250	2.500
RA 00 48 035	4,8 x 35	25 - 30			200	2.000
RA 00 48 040	4,8 x 40	30 - 35			150	1.500

Size not included in the standard EN ISO 15977

>>>

# RA 00

EN ISO 15977 - Aluminium alloy (Mg 5%)\* open end blind rivet, dome head, with zinc plated steel break pull mandrel

EN ISO 15977 - Rivet aveugle à corps ouvert en aluminium (Mg 5%)\*, tête bombée, avec clou en acier zingué

EN ISO 15977 - Blindniete Flachrundkopf aus Aluminium (Mg 5%)\*, mit Nagel aus verzinktem Stahl

EN ISO 15977 - Remache de aluminio (Mg 5%)\*, cabeza alomada, con vástago de acero cincado

EN ISO 15977 - Вытяжная заклепка из алюминия (Mg 5%)\*, с полукруглым/стандартным бортиком, стержень из оцинкованной стали

**RA 00** Aluminium alloy body - zinc plated steel mandrel

Corps en aluminium naturel - clou en acier

Körper aus Aluminium - Nagel aus Stahl

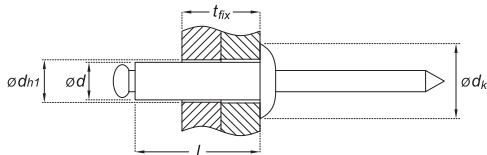
Cuerpo aluminio natural - vástago acero

Тела: алюминий - стержень: сталь

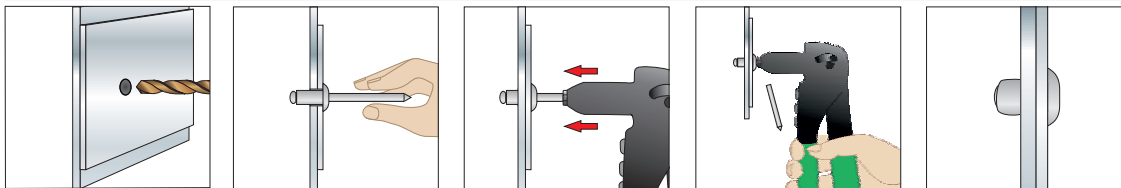


Item code	Size $\varnothing d \times l$ (mm)	Thickness of fixture $t_{fix}$ min-max (mm)	Head diameter $\varnothing dk$ (mm)	Drill hole $\varnothing dh1$ (mm)	Pcs. per box	Pcs. per carton
<b><math>\varnothing d</math>: 6 mm</b>						
RA 00 60 008	6 x 8	2 - 3	12	6,1	400	4.000
RA 00 60 010	6 x 10	3 - 5			400	4.000
RA 00 60 012	6 x 12	5 - 7			400	4.000
RA 00 60 016	6 x 16	7 - 11			350	3.500
RA 00 60 020	6 x 20	11 - 15			250	2.500
RA 00 60 025	6 x 25	15 - 20			250	2.500
RA 00 60 030	6 x 30	20 - 25			200	2.000
RA 00 60 035	6 x 35	25 - 30			200	2.000
<b><math>\varnothing d</math>: 6,4 mm</b>						
RA 00 64 008	6,4 x 8	0,5 - 2	13	6,5	400	4.000
RA 00 64 010	6,4 x 10	2 - 3			400	4.000
RA 00 64 012	6,4 x 12	3 - 6			400	4.000
RA 00 64 016	6,4 x 16	6 - 10			350	3.500
RA 00 64 020	6,4 x 20	10 - 14			250	2.500
RA 00 64 025	6,4 x 25	14 - 18			250	2.500
RA 00 64 030	6,4 x 30	18 - 23			200	2.000
RA 00 64 035	6,4 x 35	23 - 29			200	2.000

Technical Data Sheet



Installation sequence / Instructions de mise en oeuvre / Setzanweisung / Secuencia de instalación / Порядок монтажа



Box / Boîte / Verpackung / Caja / Упаковка



For joining two or more components in tinsmithery/roofings, windows, industrial usages,...

\*: Mg 3,5% until stockout, then Mg 5%


# RB

## Aluminium alloy (Mg 3,5%) open end blind rivet, large dome head, with zinc plated steel break pull mandrel

- 🇫🇷 Rivet aveugle à corps ouvert en aluminium (Mg 3,5%) laqué, tête bombée large, avec clou en acier zingué
- 🇩🇪 Blindniete breiter Flachrundkopf aus Aluminium (Mg 3,5%), mit Nagel aus verzinktem Stahl
- 🇪🇸 Remache de aluminio (Mg 3,5%), cabeza ancha, con vástago de acero cincado
- 🇷🇺 Вытяжная заклепка из окрашенного алюминия (Mg 3,5%), с полукруглым/стандартным бортиком, стержень из оцинкованной стали

## Aluminium alloy body / zinc plated steel mandrel

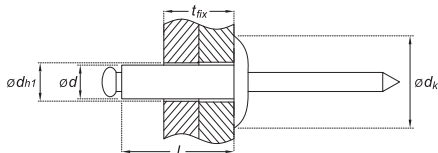
- 🇫🇷 Corps en aluminium naturel / clou en acier
- 🇩🇪 Körper aus lackiertem Aluminium / Nagel aus Stahl
- 🇪🇸 Cuerpo aluminio natural / vástago acero
- 🇷🇺 тела: алюминий / стержень: сталь



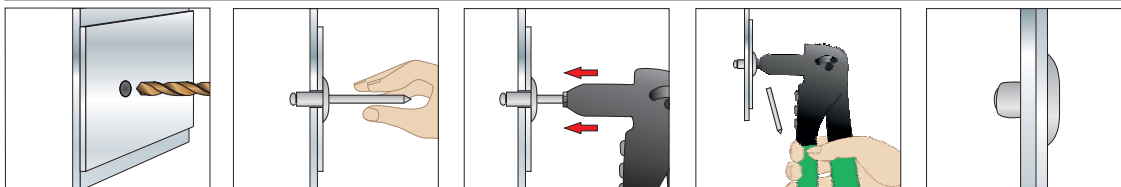
inBlister®  
498

Item code	Size $\varnothing d \times l$ (mm)	Thickness of fixture $t_{fix}$ min-max (mm)	Head diameter $\varnothing dk$ (mm)	Drill hole $\varnothing dh1$ (mm)	Pcs. per box	Pcs. per carton
<b><math>\varnothing d: 4 \text{ mm} - \varnothing dk: 10 \text{ mm}</math></b>						
RB 10 40 008	4 x 8	3 - 5	10	4,1	500	5.000
in RB 10 40 010	4 x 10	5 - 6,5			500	5.000
in RB 10 40 012	4 x 12	6,5 - 8,5			500	5.000
in RB 10 40 016	4 x 16	8,5 - 12,5			500	5.000
<b><math>\varnothing d: 4 \text{ mm} - \varnothing dk: 12 \text{ mm}</math></b>						
RB 12 40 008	4 x 8	3 - 5	12	4,1	500	10.000
RB 12 40 010	4 x 10	5 - 6,5			500	5.000
RB 12 40 012	4 x 12	6,5 - 8,5			500	5.000
RB 12 40 016	4 x 16	8,5 - 12,5			500	5.000
RB 12 40 020	4 x 20	12,5 - 16 - 5			250	5.000
<b><math>\varnothing d: 4,8 \text{ mm} - \varnothing dk: 14 \text{ mm}</math></b>						
RB 14 48 008	4,8 x 8	2,5 - 4	14	5	500	5.000
in RB 14 48 010	4,8 x 10	4 - 6			500	5.000
in RB 14 48 012	4,8 x 12	6 - 8			500	5.000
in RB 14 48 016	4,8 x 16	8 - 12			250	5.000
in RB 14 48 020	4,8 x 20	12 - 15			250	2.500
RB 14 48 025	4,8 x 25	15 - 20			250	2.500
RB 14 48 030	4,8 x 30	20 - 25			200	2.000
<b><math>\varnothing d: 4,8 \text{ mm} - \varnothing dk: 16 \text{ mm}</math></b>						
RB 16 48 010	4,8 x 10	4 - 6	16	5	250	5.000
in RB 16 48 012	4,8 x 12	6 - 8			250	5.000
in RB 16 48 016	4,8 x 16	8 - 12			250	2.500
in RB 16 48 020	4,8 x 20	12 - 15			250	2.500
RB 16 48 025	4,8 x 25	15 - 20			200	2.000
in RB 16 48 030	4,8 x 30	20 - 25			200	2.000

Technical  
Data Sheet



Installation sequence / Instructions de mise en oeuvre / Setzanweisung / Secuencia de instalación / Порядок монтажа



Box / Boîte / Verpackung / Caja / Упаковка



For joining two or more components in tinsmithery/roofings, windows, industrial usages,...



# XU - XUL <sup>NEW</sup>

- 🇬🇧 **Aluminium alloy (Mg 5%) open end blind folding rivet with gasket, dome head, with aluminium break pull mandrel**
- 🇫🇷 Rivet pliant aveugle à extrémité ouverte en alliage d'aluminium (Mg 5%) avec joint, tête bombée, avec clou de traction en aluminium
- 🇩🇪 Blindniete mit Flachrundkopf aus Aluminium (Mg 3,5%), mit Rundscheibe und Nagel aus Aluminium
- 🇪🇸 Remache de aluminio (Mg 5%), cabeza alomada, con junta, con vástago de aluminio
- 🇷🇺 Заклепка из алюминиевого сплава (Mg 5%) с открытым концом, глухая, складная, с прокладкой, куполообразной головкой, с алюминиевым отрывным стержнем

- XU 00** 🇬🇧 **DOME HEAD - Aluminium alloy body / aluminium mandrel**
- 🇫🇷 Tête bombée – Corps en aluminium naturel/clou en aluminium
  - 🇩🇪 FLACHRUNDKOPF – Körper aus Aluminium / Nagel aus Aluminium
  - 🇪🇸 CABEZA ALOMADA – remache aluminio / vástago aluminio
  - 🇷🇺 КУПОЛЬНАЯ ГОЛОВКА - корпус из алюминиевого сплава / алюминиевый стержень




Technical Data Sheet

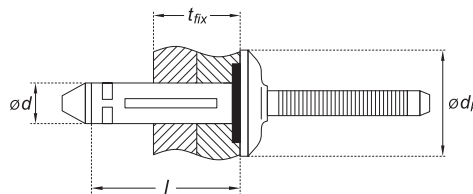


Item code	Size Ød x l (mm)	Thickness of fixture t <sub>fix</sub> min-max (mm)	Head diameter Ødk (mm)	Drill hole Ødh1 (mm)	Pcs. per box	Pcs. per carton
<b>Ød: 5,2 mm / black EPDM round sealing gasket</b>						
XU 00 52 017	5,2 x 17,5	0,5 - 4,8	11,5	5,40	250	5.000
XU 00 52 019	5,2 x 19,1	1,6 - 6,4			250	5.000
XU 00 52 022	5,2 x 22,2	4,7 - 9,5			250	5.000
XU 00 52 025	5,2 x 25,4	7,9 - 12,7			250	5.000
XU 00 52 028	5,2 x 28,6	11,1 - 15,9			250	5.000
XU 00 52 031	5,2 x 31,8	14,3 - 19,1			250	5.000
<b>Ød: 6,3 mm / black EPDM round sealing gasket</b>						
XU 00 63 020	6,3 x 20,2	1,6 - 6,4	14,5	6,50	250	2.500
XU 00 63 023	6,3 x 23,4	3,2 - 9,5			250	2.500
XU 00 63 026	6,3 x 26,5	6,4 - 12,7			200	2.000
XU 00 63 029	6,3 x 29,7	9,5 - 15,9			200	2.000

- XUL 00** 🇬🇧 **LARGE DOME HEAD - Aluminium alloy body / aluminium mandrel**
- 🇫🇷 Tête bombée large – Corps en aluminium naturel/ clou en aluminium
  - 🇩🇪 BREITER FLACHRUNDKOPF – Körper aus Aluminium / Nagel aus Aluminium
  - 🇪🇸 CABEZA ANCHA – remache aluminio / vástago aluminio
  - 🇷🇺 ШИРОКАЯ КУПОЛЬНАЯ ГОЛОВКА - корпус из алюминиевого сплава / алюминиевый стержень



Item code	Size Ød x l (mm)	Thickness of fixture t <sub>fix</sub> min-max (mm)	Head diameter Ødk (mm)	Drill hole Ødh1 (mm)	Pcs. per box	Pcs. per carton
<b>Ød: 7,7 mm / green EPDM round sealing gasket</b>						
XUL 00 77 028	7,7 x 28	1,9 - 9,5	19	8	100	1.000
<b>Ød: 7,7 mm / yellow EPDM round sealing gasket</b>						
XUL 00 77 034	7,7 x 34	6,4 - 15,9	19	8	100	1.000



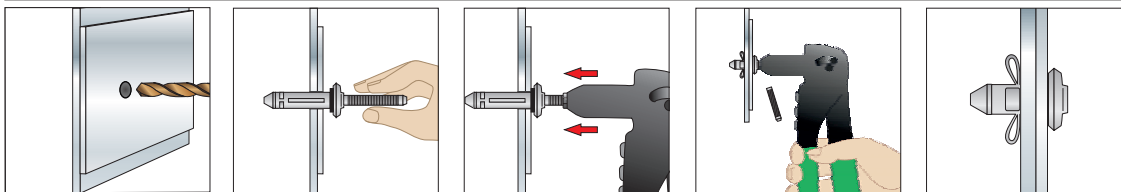
**Advantages:**

- special folding rivet, for an effective fixing even on low stiffness materials (as plastic materials) and/or thinner materials
- round gasket, for a better vibration/sealing resistance, compared to traditional rivets


Technical Data Sheet



Installation sequence / Instructions de mise en oeuvre / Setzanweisung / Secuencia de instalación / Порядок монтажа



Box / Boîte / Verpackung / Caja / Упаковка



For joining two or more components in tinsmithery/roofings, windows, industrial usages,...

# RA

**EN ISO 15977 - Painted aluminium alloy (Mg 5%) open end blind rivet dome head, with zinc plated steel break pull mandrel**

EN ISO 15977 - Rivet aveugle à corps ouvert en aluminium (Mg 5%) laqué, tête bombée, avec clou en acier zingué

EN ISO 15977 - Blindniete Flachrundkopf aus Aluminium (Mg 5%), lackiert, mit Nagel aus verzinktem Stahl

EN ISO 15977 - Remache de aluminio (Mg 5%) barnizado, cabeza alomada, con vástago de acero cincado

EN ISO 15977 - Вытяжная заклепка из окрашенного алюминия (Mg 5%), с полукруглым/стандартным бортиком, стержень из оцинкованной стали

**RA 01** RAL 9010 pure white painted aluminium body / zinc plated steel mandrel

Corps en aluminium laqué blanc RAL 9010 / clou en acier

Körper aus lackiertem Aluminium reinweiß RAL 9010 / Nagel aus Stahl

Cuerpo aluminio blanco puro RAL 9010 / vástago acero

тела: окрашенный алюминий RAL 9010 / стержень: сталь

RAL 9010  
Pure white



Item code	Size Ød x l (mm)	Thickness of fixture t <sub>fix</sub> min-max (mm)	Head diameter Ødk (mm)	Drill hole Ødh1 (mm)	Pcs. per box	Pcs. per carton
Ød: 3 mm						
RA 01 30 008	3 x 8	3,5 - 5	6	3,1	1.000	20.000
RA 01 30 010	3 x 10	5 - 7			1.000	20.000
RA 01 30 012	3 x 12	7 - 9			1.000	20.000
Ød: 3,2 mm						
RA 01 32 008	3,2 x 8	3,5 - 5	6,5	3,3	1.000	20.000
RA 01 32 010	3,2 x 10	5 - 7			1.000	20.000
RA 01 32 012	3,2 x 12	7 - 9			1.000	20.000
Ød: 4 mm						
RA 01 40 008	4 x 8	3 - 5	8	4,1	1.000	10.000
RA 01 40 010	4 x 10	5 - 6,5			1.000	10.000
RA 01 40 012	4 x 12	6,5 - 8,5			1.000	10.000
RA 01 40 016	4 x 16	8,5 - 12,5			500	10.000
Ød: 4,8 mm						
RA 01 48 008	4,8 x 8	2,5 - 4	9,5	5	500	5.000
RA 01 48 010	4,8 x 10	4 - 6			500	5.000
RA 01 48 012	4,8 x 12	6 - 8			500	5.000
RA 01 48 016	4,8 x 16	8 - 12			500	5.000

**RA 07** RAL 9002 grey white painted aluminium body / zinc plated steel mandrel

corps en aluminium laqué blanc gris RAL 9002 / clou en acier zingué

RAL 9002 grauweiß lackierter Aluminiumkörper/verzinkter Stahl-Spanndorn

cuerpo aluminio blanco grisáceo RAL 9002 / vástago acero

тела: окрашенный алюминий RAL 9002 / стержень: сталь

RAL 9002  
Grey white



Item code	Size Ød x l (mm)	Thickness of fixture t <sub>fix</sub> min-max (mm)	Head diameter Ødk (mm)	Drill hole Ødh1 (mm)	Pcs. per box	Pcs. per carton
Ød: 3 mm						
RA 07 30 006	3 x 6	1,5 - 3,5	6	3,1	1.000	20.000
RA 07 30 008	3 x 8	3,5 - 5			1.000	20.000
RA 07 30 010	3 x 10	5 - 7			1.000	20.000
Ød: 3,2 mm						
RA 07 32 006	3,2 x 6	1,5 - 3,5	6,5	3,3	1.000	20.000
RA 07 32 008	3,2 x 8	3,5 - 5			1.000	20.000
RA 07 32 010	3,2 x 10	5 - 7			1.000	20.000
RA 07 32 012	3,2 x 12	7 - 9			1.000	20.000
Ød: 3,4 mm						
RA 07 34 006	3,4 x 6	1,5 - 3,5	6,5	3,5	1.000	20.000
RA 07 34 008	3,4 x 8	3,5 - 5			1.000	20.000
RA 07 34 010	3,4 x 10	5 - 7			1.000	20.000
Ød: 4 mm						
RA 07 40 008	4 x 8	3 - 5	8	4,1	1.000	10.000
RA 07 40 010	4 x 10	5 - 6,5			1.000	10.000
RA 07 40 012	4 x 12	6,5 - 8,5			1.000	10.000
RA 07 40 016	4 x 16	8,5 - 12,5			500	10.000
Ød: 4,8 mm						
RA 07 48 010	4,8 x 10	4 - 6	9,5	5	500	5.000
RA 07 48 012	4,8 x 12	6 - 8			500	5.000
RA 07 48 016	4,8 x 16	8 - 12			500	5.000

# RA

**EN ISO 15977 - Painted aluminium alloy (Mg 5%) open end blind rivet dome head, with zinc plated steel break pull mandrel**

EN ISO 15977 - Rivet aveugle à corps ouvert en aluminium (Mg 5%) laqué, tête bombée, avec clou en acier zingué

EN ISO 15977 - Blindniete Flachrundkopf aus Aluminium (Mg 5%), lackiert, mit Nagel aus verzinktem Stahl

EN ISO 15977 - Remache de aluminio (Mg 5%) barnizado, cabeza alomada, con vástago de acero cincado

EN ISO 15977 - Вытяжная заклепка из окрашенного алюминия (Mg 5%), с полукруглым/стандартным бортиком, стержень из оцинкованной стали

**RA 08** RAL 1013 oyster white painted aluminium body / zinc plated steel mandrel

Corps en aluminium blanc perle RAL 1013 / clou en acier

Körper aus lackiertem Aluminium perlweiß RAL 1013 / Nagel aus Stahl

Cuerpo aluminio blanco perla RAL 1013 / vástago acero

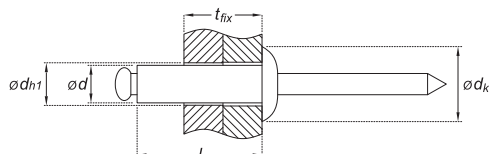
тела: окрашенный алюминий RAL 1013 / стержень: сталь

RAL 1013  
Oyster white

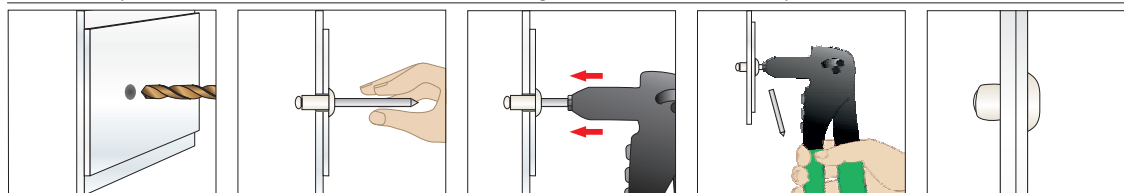


Item code	Size $\varnothing d \times l$ (mm)	Thickness of fixture $t_{fix}$ min-max (mm)	Head diameter $\varnothing d_k$ (mm)	Drill hole $\varnothing d_{h1}$ (mm)	Pcs. per box	Pcs. per carton
<b><math>\varnothing d</math>: 3,2 mm</b>						
RA 08 32 006	3,2 x 6	1,5 - 3,5	6,5	3,3	1.000	20.000
RA 08 32 008	3,2 x 8	3,5 - 5			1.000	20.000
RA 08 32 010	3,2 x 10	5 - 7			1.000	20.000
<b><math>\varnothing d</math>: 4 mm</b>						
RA 08 40 008	4 x 8	3 - 5	8	4,1	1.000	10.000
RA 08 40 010	4 x 10	5 - 6,5			1.000	10.000
RA 08 40 012	4 x 12	6,5 - 8,5			1.000	10.000
<b><math>\varnothing d</math>: 4,8 mm</b>						
RA 08 48 010	4,8 x 10	4 - 6	9,5	5	500	5.000
RA 08 48 012	4,8 x 12	6 - 8			500	5.000
RA 08 48 016	4,8 x 16	8 - 12			500	5.000


Technical  
Data Sheet



Installation sequence / Instructions de mise en oeuvre / Setzanweisung / Secuencia de instalación / Порядок монтажа



Box / Boîte / Verpackung /  
Caja / Упаковка



For joining two or more components in tinsmithery/roofings, windows, industrial usages,...

# RA

## EN ISO 15977 - Painted aluminium alloy (Mg 5%) open end blind rivet dome head, with zinc plated steel break pull mandrel

EN ISO 15977 - Rivet aveugle à corps ouvert en aluminium (Mg 5%) laqué, tête bombée, avec clou en acier zingué

EN ISO 15977 - Blindniete Flachrundkopf aus Aluminium (Mg 5%), lackiert, mit Nagel aus verzinktem Stahl

EN ISO 15977 - Remache de aluminio (Mg 5%) barnizado, cabeza alomada, con vástago de acero cincado

EN ISO 15977 - Вытяжная заклепка из окрашенного алюминия (Mg 5%), с полукруглым/стандартным бортиком, стержень из оцинкованной стали

### RA 09 RAL 9006 white aluminium painted aluminium body / zinc plated steel mandrel

corps en aluminium laqué aluminium blanc RAL 9006 / clou en acier zingué

RAL 9006 weissaluminium lackierter Aluminiumkörper / verzinkter Stahldorn

cuerpo aluminio RAL 9006 aluminio blanco / vástago acero

тела: окрашенный алюминий RAL 9006 / стержень: сталь

RAL 9006  
White aluminium



Item code	Size Ød x l (mm)	Thickness of fixture t <sub>fix</sub> min-max (mm)	Head diameter Ødk (mm)	Drill hole Ødh1 (mm)	Pcs. per box	Pcs. per carton
Ød: 4 mm						
RA 09 40 008	4 x 8	3 - 5	8	4,1	1.000	10.000
RA 09 40 010	4 x 10	5 - 6,5			1.000	10.000
RA 09 40 012	4 x 12	6,5 - 8,5			1.000	10.000
Ød: 4,8 mm						
RA 09 48 010	4,8 x 10	4 - 6	9,5	5	500	5.000
RA 09 48 012	4,8 x 12	6 - 8			500	5.000

### RA 11 RAL 7016 anthracite grey painted aluminium body / zinc plated steel mandrel

corps en aluminium laqué aluminium gris anthracite RAL 7016 / clou en acier zingué

RAL 7016 Anthrazitgrau lackierter Aluminiumkörper / verzinkter Stahldorn

cuerpo aluminio RAL 7016 gris antracita / vástago acero

тела: окрашенный алюминий RAL 7016 / стержень: сталь

RAL 7016  
Anthracite grey



Item code	Size Ød x l (mm)	Thickness of fixture t <sub>fix</sub> min-max (mm)	Head diameter Ødk (mm)	Drill hole Ødh1 (mm)	Pcs. per box	Pcs. per carton
Ød: 3,2 mm						
RA 11 32 006	3,2 x 6	1,5 - 3,5	6,5	3,3	1.000	20.000
RA 11 32 008	3,2 x 8	3,5 - 5			1.000	20.000
RA 11 32 010	3,2 x 10	5 - 7			1.000	20.000
RA 11 32 012	3,2 x 12	7 - 9			1.000	20.000
Ød: 3,4 mm						
RA 11 34 006	3,4 x 6	1,5 - 3,5	6,5	3,5	1.000	20.000
RA 11 34 008	3,4 x 8	3,5 - 5			1.000	20.000
RA 11 34 010	3,4 x 10	5 - 7			1.000	20.000
Ød: 4 mm						
RA 11 40 008	4 x 8	3 - 5	8	4,1	1.000	10.000
RA 11 40 010	4 x 10	5 - 6,5			1.000	10.000
RA 11 40 012	4 x 12	6,5 - 8,5			1.000	10.000
RA 11 40 016	4 x 16	8,5 - 12,5			500	10.000
Ød: 4,8 mm						
RA 11 48 010	4,8 x 10	4 - 6	9,5	5	500	5.000
RA 11 48 012	4,8 x 12	6 - 8			500	5.000
RA 11 48 016	4,8 x 16	8 - 12			500	5.000

# RA

EN ISO 15977 - Painted aluminium alloy (Mg 5%) open end blind rivet dome head, with zinc plated steel break pull mandrel

EN ISO 15977 - Rivet aveugle à corps ouvert en aluminium (Mg 5%) laqué, tête bombée, avec clou en acier zingué

EN ISO 15977 - Blindniete Flachrundkopf aus Aluminium (Mg 5%), lackiert, mit Nagel aus verzinktem Stahl

EN ISO 15977 - Remache de aluminio (Mg 5%) barnizado, cabeza alomada, con vástago de acero cincado

EN ISO 15977 - Вытяжная заклепка из окрашенного алюминия (Mg 5%), с полукруглым/стандартным бортиком, стержень из оцинкованной стали

**RA 06** RAL 9005 black painted aluminium body / zinc plated steel mandrel

Corps en aluminium laqué noir foncé RAL 9005 / clou en acier

Körper aus lackiertem Aluminium tiefschwarz RAL 9005 / Nagel aus Stahl

Cuerpo aluminio negro intenso RAL 9005 / vástago acero

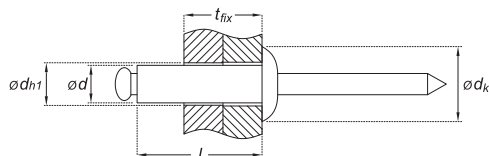
тела: окрашенный алюминий RAL 9005 / стержень: сталь

RAL 9005  
Jet black

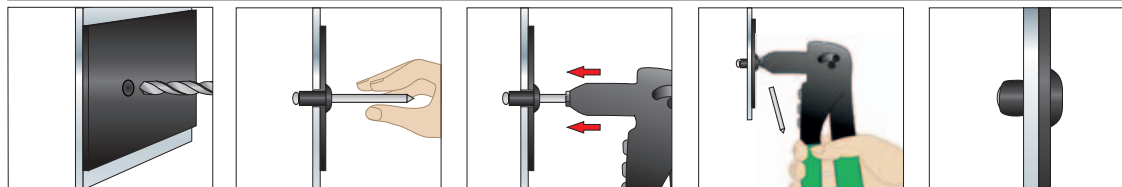


Item code	Size $\varnothing d \times l$ (mm)	Thickness of fixture $t_{fix}$ min-max (mm)	Head diameter $\varnothing dk$ (mm)	Drill hole $\varnothing dh1$ (mm)	Pcs. per box	Pcs. per carton
<b>Ød: 3 mm</b>						
RA 06 30 008	3 x 8	3,5 - 5	6	3,1	1.000	20.000
RA 06 30 010	3 x 10	5 - 7			1.000	20.000
RA 06 30 012	3 x 12	7 - 9			1.000	20.000
<b>Ød: 3,2 mm</b>						
RA 06 32 008	3,2 x 8	3,5 - 5	6,5	3,3	1.000	20.000
RA 06 32 010	3,2 x 10	5 - 7			1.000	20.000
RA 06 32 012	3 x 12	7 - 9			1.000	20.000
<b>Ød: 4 mm</b>						
RA 06 40 008	4 x 8	3 - 5	8	4,1	1.000	10.000
RA 06 40 010	4 x 10	5 - 6,5			1.000	10.000
RA 06 40 012	4 x 12	6,5 - 8,5			1.000	10.000
<b>Ød: 4,8 mm</b>						
RA 06 48 008	4,8 x 8	2,5 - 4	9,5	5	500	5.000
RA 06 48 010	4,8 x 10	4 - 6			500	5.000
RA 06 48 012	4,8 x 12	6 - 8			500	5.000
RA 06 48 016	4,8 x 16	8 - 12			500	5.000


Technical  
Data Sheet



Installation sequence / Instructions de mise en oeuvre / Setzanweisung / Secuencia de instalación / Порядок монтажа








Box / Boîte / Verpackung /  
Caja / Упаковка







For joining two or more components in tinsmithery/roofings, windows, industrial usages,...

# RA








-  **EN ISO 15977 - Painted aluminium alloy (Mg 5%) open end blind rivet dome head, with zinc plated steel break pull mandrel**
-  EN ISO 15977 - Rivet aveugle à corps ouvert en aluminium (Mg 5%) laqué, tête bombée, avec clou en acier zingué
-  EN ISO 15977 - Blindniete Flachrundkopf aus Aluminium (Mg 5%), lackiert, mit Nagel aus verzinktem Stahl
-  EN ISO 15977 - Remache de aluminio (Mg 5%) barnizado, cabeza alomada, con vástago de acero cincado
-  EN ISO 15977 - Вытяжная заклепка из окрашенного алюминия (Mg 5%), с полукруглым/стандартным бортиком, стержень из оцинкованной стали

## RA 04 RAL 8004 Copper brown (brick red) painted aluminium body / zinc plated steel mandrel





-  Corps en aluminium laqué brun cuivré RAL 8004 / clou en acier
-  Körper aus lackiertem Aluminium kupferbraun RAL 8004 / Nagel aus Stahl
-  Cuerpo aluminio rojo teja RAL 8004 / vástago acero
-  тела: окрашенный алюминий RAL 8004 / стержень: сталь

**RAL 8004**  
Copper brown










Item code	Size $\varnothing d \times l$ (mm)	Thickness of fixture $t_{fix}$ min-max (mm)	Head diameter $\varnothing dk$ (mm)	Drill hole $\varnothing dh1$ (mm)	Pcs. per box	Pcs. per carton
$\varnothing d: 3,4$ mm						
 RA 04 34 008	3,4 x 8	3,5 - 5	6,5	3,5	1.000	20.000
 RA 04 34 010	3,4 x 10	5 - 7				
$\varnothing d: 4$ mm						
 RA 04 40 008	4 x 8	3 - 5	8	4,1	1.000	10.000
 RA 04 40 010	4 x 10	5 - 6,5				
 RA 04 40 012	4 x 12	6,5 - 8,5				
$\varnothing d: 4,8$ mm						
 RA 04 48 010	4,8 x 10	4 - 6	9,5	5	500	5.000
 RA 04 48 012	4,8 x 12	6 - 8				

## RA 03 RAL 3009 oxide red painted aluminium body / zinc plated steel mandrel

-  Corps en aluminium laqué rouge oxyde RAL 3009 / clou en acier
-  Körper aus lackiertem Aluminium oxidrot RAL 3009 / Nagel aus Stahl
-  Cuerpo aluminio rojo óxido RAL 3009 / vástago acero
-  тела: окрашенный алюминий RAL 3009 / стержень: сталь

**RAL 3009**  
Oxide red




Item code	Size $\varnothing d \times l$ (mm)	Thickness of fixture $t_{fix}$ min-max (mm)	Head diameter $\varnothing dk$ (mm)	Drill hole $\varnothing dh1$ (mm)	Pcs. per box	Pcs. per carton
$\varnothing d: 3,4$ mm						
 RA 03 34 008	3,4 x 8	3,5 - 5	6,5	3,5	1.000	20.000
 RA 03 34 010	3,4 x 10	5 - 7				
$\varnothing d: 4$ mm						
 RA 03 40 008	4 x 8	3 - 5	8	4,1	1.000	10.000
 RA 03 40 010	4 x 10	5 - 6,5				
 RA 03 40 012	4 x 12	6,5 - 8,5				
$\varnothing d: 4,8$ mm						
 RA 03 48 010	4,8 x 10	4 - 6	9,5	5	500	5.000
 RA 03 48 012	4,8 x 12	6 - 8				

# RA

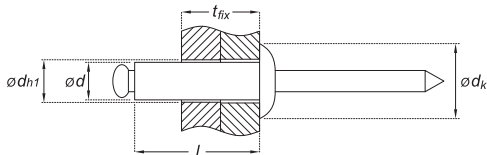
- 🇬🇧 EN ISO 15977 - Painted aluminium alloy (Mg 5%) open end blind rivet dome head, with zinc plated steel break pull mandrel
- 🇮🇹 EN ISO 15977 - Rivet aveugle à corps ouvert en aluminium (Mg 5%) laqué, tête bombée, avec clou en acier zingué
- 🇩🇪 EN ISO 15977 - Blindniete Flachrundkopf aus Aluminium (Mg 5%), lackiert, mit Nagel aus verzinktem Stahl
- 🇪🇸 EN ISO 15977 - Remache de aluminio (Mg 5%) barnizado, cabeza alomada, con vástago de acero cincado
- 🇷🇺 EN ISO 15977 - Вытяжная заклепка из окрашенного алюминия (Mg 5%), с полукруглым/стандартным бортиком, стержень из оцинкованной стали

## RA 02 🇬🇧 RAL 8017 chocolate brown painted aluminium body / zinc plated steel mandrel

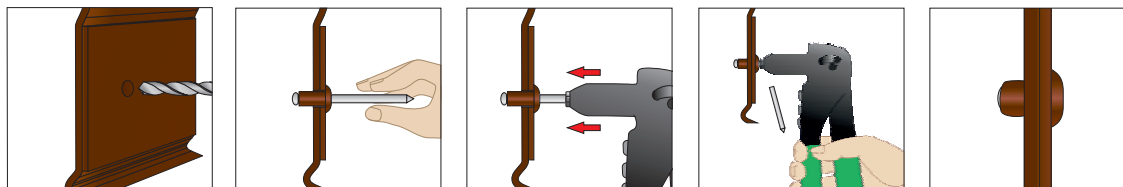
- 🇮🇹 Corps en aluminium laqué marron foncé RAL 8017 / clou en acier
- 🇩🇪 Körper aus lackiertem Aluminium schokoladenbraun RAL 8017 / Nagel aus Stahl
- 🇪🇸 Cuerpo aluminio marrón oscuro RAL 8017 / vástago acero
- 🇷🇺 тела: окрашенный алюминий RAL 8017 / стержень: сталь



Item code	Size $\varnothing d \times l$ (mm)	Thickness of fixture $t_{fix}$ min-max (mm)	Head diameter $\varnothing dk$ (mm)	Drill hole $\varnothing dh1$ (mm)	Pcs. per box	Pcs. per carton
<b><math>\varnothing d</math>: 3 mm</b>						
RA 02 30 006	3 x 6	1,5 - 3,5	6	3,1	1.000	20.000
RA 02 30 008	3 x 8	3,5 - 5			1.000	20.000
RA 02 30 010	3 x 10	5 - 7			1.000	20.000
<b><math>\varnothing d</math>: 3,2 mm</b>						
RA 02 32 006	3,2 x 6	1,5 - 3,5	6,5	3,3	1.000	20.000
RA 02 32 008	3,2 x 8	3,5 - 5			1.000	20.000
RA 02 32 010	3,2 x 10	5 - 7			1.000	20.000
RA 02 32 012	3,2 x 12	7 - 9			1.000	20.000
<b><math>\varnothing d</math>: 3,4 mm</b>						
RA 02 34 006	3,4 x 6	1,5 - 3,5	6,5	3,5	1.000	20.000
RA 02 34 008	3,4 x 8	3,5 - 5			1.000	20.000
RA 02 34 010	3,4 x 10	5 - 7			1.000	20.000
<b><math>\varnothing d</math>: 4 mm</b>						
RA 02 40 008	4 x 8	3 - 5	8	4,1	1.000	10.000
RA 02 40 010	4 x 10	5 - 6,5			1.000	10.000
RA 02 40 012	4 x 12	6,5 - 8,5			1.000	10.000
RA 02 40 016	4 x 16	8,5 - 12,5			500	10.000
<b><math>\varnothing d</math>: 4,8 mm</b>						
RA 02 48 010	4,8 x 10	4 - 6	9,5	5	500	5.000
RA 02 48 012	4,8 x 12	6 - 8			500	5.000
RA 02 48 016	4,8 x 16	8 - 12			500	5.000



### Installation sequence / Instructions de mise en oeuvre / Setzanweisung / Secuencia de instalación / Порядок монтажа



Box / Boîte / Verpackung / Caja / Упаковка



For joining two or more components in tinsmithery/roofings, windows, industrial usages,...

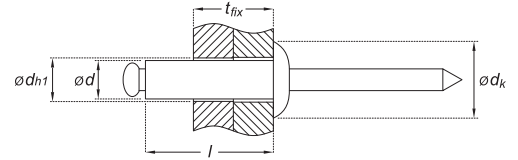
\*: Mg 3,5% until stockout, then Mg 5%

# RA


- EN ISO 15977 - Painted aluminium alloy (Mg 5%) open end blind rivet dome head, with zinc plated steel break pull mandrel
- EN ISO 15977 - Rivet aveugle à corps ouvert en aluminium (Mg 5%) laqué, tête bombée, avec clou en acier zingué
- EN ISO 15977 - Blindniete Flachrundkopf aus Aluminium (Mg 5%), lackiert, mit Nagel aus verzinktem Stahl
- EN ISO 15977 - Remache de aluminio (Mg 5%) barnizado, cabeza alomada, con vástago de acero cincado
- EN ISO 15977 - Вытяжная заклепка из окрашенного алюминия (Mg 5%), с полукруглым/стандартным бортиком, стержень из оцинкованной стали

## RA 10 RAL 5017 traffic blue painted aluminium body / zinc plated steel mandrel

- Corps en aluminium laqué bleu signalisation RAL 5017 / clou en acier
- Körper aus lackiertem Aluminium verkehrsblau RAL 5017 / Nagel aus Stahl
- Cuerpo aluminio azul tráfico RAL 5017 / vástago acero
- тела: окрашенный алюминий RAL 5017 / стержень: сталь



**RAL 5017**  
Traffic blue

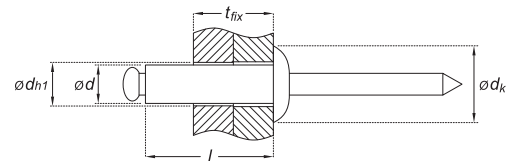


inBlister®  
502

Item code	Size Ød x l (mm)	Thickness of fixture t <sub>fix</sub> min-max (mm)	Head diameter Ødk (mm)	Drill hole Ødh1 (mm)	Pcs. per box	Pcs. per carton
Ød: 4 mm						
in RA 10 40 010	4 x 10	5 - 6,5	8	4,1	1.000	10.000
in RA 10 40 012	4 x 12	6,5 - 8,5				
Ød: 4,8 mm						
in RA 10 48 012	4,8 x 12	6 - 8	9,5	5	500	5.000

## RA 01 RAL 9010 pure white painted aluminium body / zinc plated steel mandrel

- Corps en aluminium laqué blanc RAL 9010 / clou en acier
- Körper aus lackiertem Aluminium reinweiß RAL 9010 / Nagel aus Stahl
- Cuerpo aluminio blanco puro RAL 9010 / vástago acero
- тела: окрашенный алюминий RAL 9010 / стержень: сталь



**RAL 9010**  
Pure white

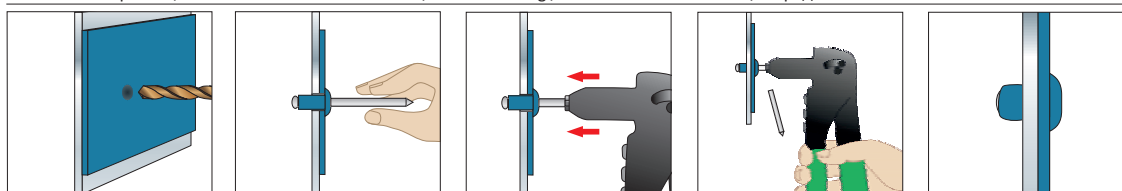


Item code	Size Ød x l (mm)	Thickness of fixture t <sub>fix</sub> min-max (mm)	Head diameter Ødk (mm)	Drill hole Ødh1 (mm)	Pcs. per box	Pcs. per carton
Ød: 4 mm						
RA 01 40 010	4 x 10	5 - 6,5	8	4,1	1.000	10.000
RA 01 40 012	4 x 12	6,5 - 8,5				
Ød: 4,8 mm						
RA 01 48 012	4,8 x 12	6 - 8	9,5	5	500	5.000

For the whole range of the rivet RA01 (RAL 9010 pure white), see page 331 / Pour toute la gamme du rivet RA01 (blanc pur RAL 9010), voir page 331 / Für die ganze Auswahl der RA01 (RAL 9010 Pur Weiss), siehe Seite 331 / Para consultar la gama completa del remache RA01 (RAL 9010), miren pág. 331 / Для полного диапазона этой заклепки RA01 (чистый белый RAL9010), пожалуйста, смотрите страницу. 331



### Installation sequence / Instructions de mise en oeuvre / Setzanweisung / Secuencia de instalación / Порядок монтажа



Box / Boîte / Verpackung / Caja / Упаковка



For joining two or more components in tinsmithery/roofings, windows, industrial usages,...  
These colours and sizes are particularly suitable for vehicle license plates.



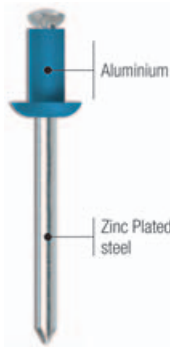
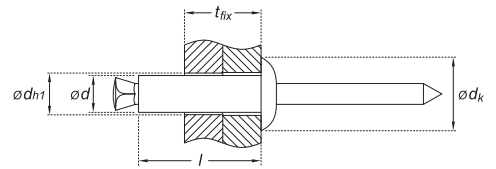
# PRA

## PEEL type painted aluminium alloy (Mg 3,5%) open end blind rivet dome head, with zinc plated steel break pull mandrel

- Rivet aveugle à corps ouvert en alliage d'aluminium (Mg 3,5%), ouverture à fleur (peel), tête bombée avec clou en acier zingué
- Spreitzblindniete mit Flachrundkopf, Aluminium lackiert (Mg 3,5), mit Nagel aus verzinktem Stahl
- Remache flor (tipo "peel") de aluminio (Mg 3,5%) barnizado, cabeza alomada, con vástago de acero cincado
- Лепестковые заклепки окрашенные алюминий (Mg 3,5%), закругленная головка с оцинкованным стержнем

### PRA 10 RAL 5017 traffic blue painted aluminium body / zinc plated steel mandrel

- Corps en aluminium laqué bleu signalisation RAL 5017 / clou en acier
- Körper aus lackiertem Aluminium verkehrsblau RAL 5017 / Nagel aus Stahl
- Cuerpo aluminio azul tráfico RAL 5017 / vástago acero
- тела: окрашенный алюминий RAL 5017 / стержень: сталь



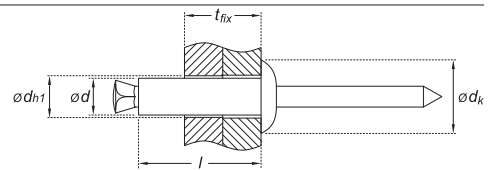
Peel type



Item code	Size ød x l (mm)	Thickness of fixture t <sub>fix</sub> min-max (mm)	Head diameter ødk (mm)	Drill hole ødh1 (mm)	Pcs. per box	Pcs. per carton
ød: 4,8 mm						
PRA 10 48 012	4,8 x 12	2 - 6	9,5	5,2	500	5.000
PRA 10 48 016	4,8 x 16	6 - 10	9,5	5,2	500	5.000

### PRA 01 RAL 9010 pure white painted aluminium body / zinc plated steel mandrel

- Corps en aluminium laqué blanc RAL 9010 / clou en acier
- Körper aus lackiertem Aluminium reinweiß RAL 9010 / Nagel aus Stahl
- Cuerpo aluminio blanco puro RAL 9010 / vástago acero
- тела: окрашенный алюминий RAL 9010 / стержень: сталь



Peel type

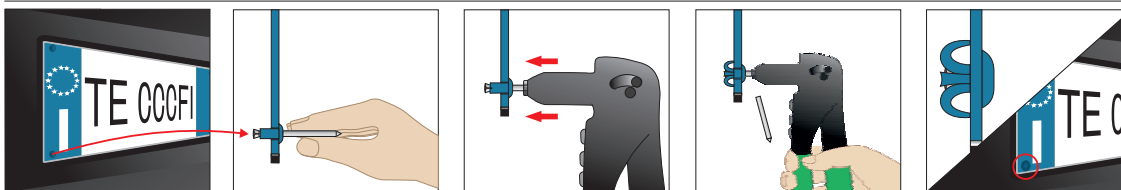


Item code	Size ød x l (mm)	Thickness of fixture t <sub>fix</sub> min-max (mm)	Head diameter ødk (mm)	Drill hole ødh1 (mm)	Pcs. per box	Pcs. per carton
ød: 4,8 mm						
PRA 01 48 012	4,8 x 12	2 - 6	9,5	5,2	500	5.000
PRA 01 48 016	4,8 x 16	6 - 10	9,5	5,2	500	5.000



Technical Data Sheet

Installation sequence / Instructions de mise en oeuvre / Setzanweisung / Secuencia de instalación / Порядок монтажа



Box / Boîte / Verpackung / Caja / Упаковка


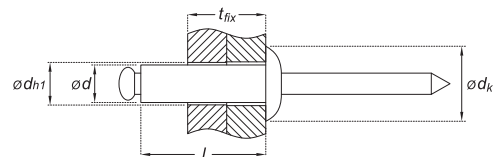


For joining two or more components in tinsmithery/roofings, windows, industrial usages,...  
These colours and sizes are particularly suitable for vehicle license plates.

# RA 05

Until stockout  
 Jusqu'à épuisement de stocks  
 Solange der Vorrat reicht  
 Hasta agotar existencias  
 до окончания стока

- EN ISO 15977 - Copper anodized aluminium alloy (Mg 3,5%) open end blind rivet dome head, with zinc plated steel break pull mandrel
- EN ISO 15977 - Rivet aveugle à corps ouvert en aluminium anodisé cuivre (Mg 3,5%) laqué, tête bombée, avec clou en acier zingué
- EN ISO 15977 - Blindniete aus Aluminium Kupfer anodisiert (Mg 3,5%) mit Flachrundkopf, mit Nagel aus verzinktem Stahl
- EN ISO 15977 - Remache de aluminio anodizado cobre (Mg 3,5%), cabeza alomada, con vástago de acero cincado
- EN ISO 15977 - Заклепка из медного анодированного алюминия (Mg 3,5%) закругленная головка из оцинкованной стали с оцинкованным стержнем

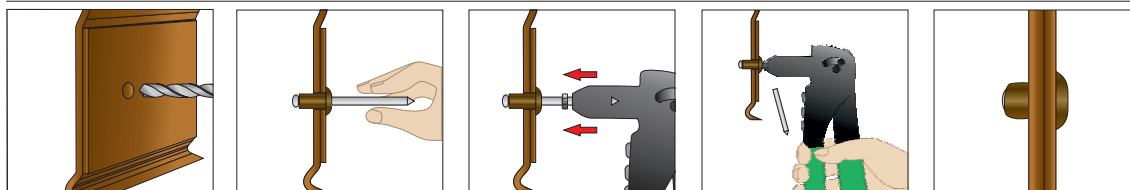


Item code	Size $\varnothing d \times l$ (mm)	Thickness of fixture $t_{fix}$ min-max (mm)	Head diameter $\varnothing dk$ (mm)	Drill hole $\varnothing dh1$ (mm)	Pcs. per box	Pcs. per carton
<b><math>\varnothing d: 3</math> mm</b>						
RA 05 30 010	3 x 10	5 - 7	6	3,1	1.000	20.000
<b><math>\varnothing d: 3,2</math> mm</b>						
RA 05 32 008	3,2 x 8	3,5 - 5	6,5	3,3	1.000	20.000
RA 05 32 010	3,2 x 10	5 - 7			1.000	20.000
RA 05 32 012	3,2 x 12	7 - 9			1.000	20.000
<b><math>\varnothing d: 3,4</math> mm</b>						
RA 05 34 006	3,4 x 6	1,5 - 3,5	6,5	3,5	1.000	20.000
RA 05 34 008	3,4 x 8	3,5 - 5			1.000	20.000
<b><math>\varnothing d: 4</math> mm</b>						
RA 05 40 008	4 x 8	3 - 5	8	4,1	1.000	10.000
RA 05 40 016	4 x 16	8,5 - 12,5			500	10.000
<b><math>\varnothing d: 4,8</math> mm</b>						
RA 05 48 010	4,8 x 10	4 - 6	9,5	5,2	500	5.000
RA 05 48 016	4,8 x 16	8 - 12			500	5.000


Technical Data Sheet



Installation sequence / Instructions de mise en oeuvre / Setzanweisung / Secuencia de instalación / Порядок монтажа



Box / Boîte / Verpackung / Caja / Упаковка



For joining two or more components in tinsmithery/roofings, windows, industrial usages,...

# RD 00

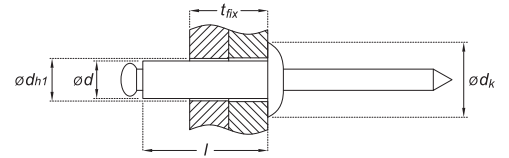
EN ISO 16582 - Copper open end blind rivet, dome head, with zinc plated steel break pull mandrel

EN ISO 16582 - Rivet aveugle à corps ouvert en cuivre, tête bombée, avec clou en acier zingué

EN ISO 16582 - Blindniete Flachrundkopf aus Kupfer, mit Nagel aus verzinktem Stahl

EN ISO 16582 - Remache de cobre, cabeza alomada, con vástago de acero cincado

EN ISO 16582 - Вытяжная заклепка из меди, с полукруглым/стандартным бортиком, стержень из оцинкованной стали



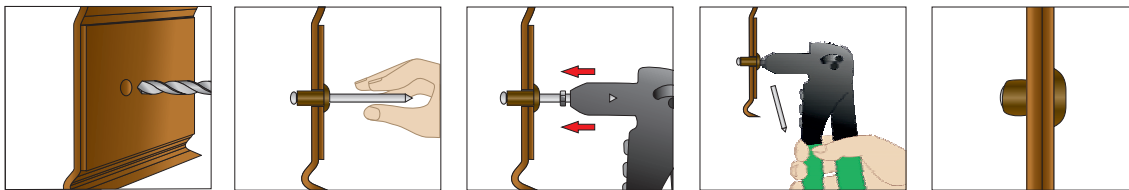
Item code	Size $\varnothing d \times l$ (mm)	Thickness of fixture $t_{fix}$ min-max (mm)	Head diameter $\varnothing dk$ (mm)	Drill hole $\varnothing dh1$ (mm)	Pcs. per box	Pcs. per carton
<b><math>\varnothing d: 3</math> mm</b>						
RD 00 30 006	3 x 6	2 - 3	6	3,1	1.000	10.000
RD 00 30 008	3 x 8	3 - 5			1.000	10.000
RD 00 30 010	3 x 10	5 - 7			1.000	10.000
RD 00 30 012	3 x 12	7 - 9			1.000	10.000
RD 00 30 014	3 x 14	9 - 11			1.000	10.000
RD 00 30 016	3 x 16	11 - 13			1.000	10.000
RD 00 30 018	3 x 18	13 - 15			1.000	10.000
RD 00 30 020	3 x 20	15 - 17			1.000	10.000
<b><math>\varnothing d: 3,2</math> mm</b>						
RD 00 32 006	3,2 x 6	2 - 3	6,5	3,3	1.000	10.000
RD 00 32 008	3,2 x 8	3 - 5			1.000	10.000
RD 00 32 010	3,2 x 10	5 - 7			1.000	10.000
RD 00 32 012	3,2 x 12	7 - 9			1.000	10.000
RD 00 32 014	3,2 x 14	9 - 11			1.000	10.000
RD 00 32 016	3,2 x 16	11 - 13			1.000	10.000
<b><math>\varnothing d: 4</math> mm</b>						
RD 00 40 006	4 x 6	2,5 - 3,5	8	4,1	1.000	10.000
RD 00 40 008	4 x 8	3,5 - 5			1.000	10.000
RD 00 40 010	4 x 10	5 - 7			1.000	10.000
RD 00 40 012	4 x 12	7 - 8,5			1.000	10.000
RD 00 40 014	4 x 14	8,5 - 10			500	5.000
RD 00 40 016	4 x 16	10 - 12,5			500	5.000
RD 00 40 018	4 x 18	12,5 - 15			500	5.000
RD 00 40 020	4 x 20	15 - 17,5			500	5.000
RD 00 40 025	4 x 25	17,5 - 20			500	5.000
<b><math>\varnothing d: 4,8</math> mm</b>						
RD 00 48 008	4,8 x 8	2,5 - 4	9,5	5	500	5.000
RD 00 48 010	4,8 x 10	4 - 6			500	5.000
RD 00 48 012	4,8 x 12	6 - 8			500	5.000
RD 00 48 014	4,8 x 14	8 - 10			500	5.000
RD 00 48 016	4,8 x 16	10 - 12			500	5.000
RD 00 48 018	4,8 x 18	12 - 14			500	5.000
RD 00 48 020	4,8 x 20	14 - 16			500	5.000

▲ Size not included in the standard EN ISO 16582

Technical Data Sheet








Installation sequence / Instructions de mise en oeuvre / Setzanweisung / Secuencia de instalación / Порядок монтажа








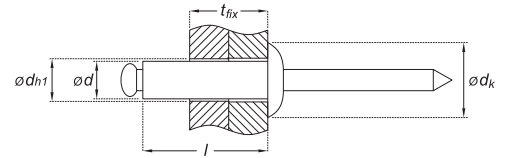
Box / Boîte / Verpackung / Caja / Упаковка















For joining two or more components in tinsmithery/roofings, windows, industrial usages,...

-  EN ISO 15983 - A2 (AISI 304) stainless steel open end blind rivet, dome head, with stainless steel break pull mandrel
-  EN ISO 15983 - Rivet aveugle à corps ouvert en acier Inox A2 (AISI 304), tête bombée, avec clou en acier inox
-  EN ISO 15983 - Blindniete Flachrundkopf aus Edelstahl A2 (AISI 304), mit Nagel aus verzinktem Stahl
-  EN ISO 15983 - Remache de acero inoxidable A2 (AISI 304), cabeza alomada, con vástago de acero inoxidable
-  EN ISO 15983 - Вытяжная заклепка из нержавеющей стали A2 (AISI 304), с полукруглым/стандартным бортиком, стержень из нержавеющей стали

-  A2 (AISI 304) stainless steel body / stainless steel mandrel
-  Corps et clou en acier INOX A2 (AISI 304)
-  Körper und Nagel aus Edelstahl A2 (AISI 304)
-  Cuerpo y vástago acero Inoxidable A2 (AISI 304)
-  тела и стержень: нержавеющая сталь A2 (AISI 304)

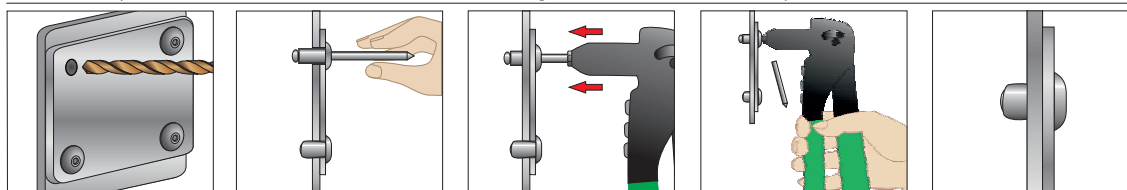


Item code	Size $\varnothing d \times l$ (mm)	Thickness of fixture $t_{fix}$ min-max (mm)	Head diameter $\varnothing dk$ (mm)	Drill hole $\varnothing dh1$ (mm)	Pcs. per box	Pcs. per carton
<b>Ø 3 mm</b>						
RC 00 30 006	3 x 6	0,5 - 3	6	3,1	1.000	10.000
RC 00 30 008	3 x 8	3 - 5			1.000	10.000
RC 00 30 010	3 x 10	5 - 6,5			1.000	10.000
RC 00 30 012	3 x 12	6,5 - 8,5			1.000	10.000
<b>Ø 3,2 mm</b>						
 RC 00 32 006	3,2 x 6	0,5 - 3	6,5	3,3	1.000	10.000
 RC 00 32 008	3,2 x 8	3 - 5			1.000	10.000
 RC 00 32 010	3,2 x 10	5 - 6,5			1.000	10.000
 RC 00 32 012	3 x 12	6,5 - 8,5			1.000	10.000
<b>Ø 4 mm</b>						
RC 00 40 006	4 x 6	1 - 2,5	8	4,1	1.000	10.000
 RC 00 40 008	4 x 8	2,5 - 4,5			1.000	10.000
 RC 00 40 010	4 x 10	4,5 - 6,5			1.000	10.000
 RC 00 40 012	4 x 12	6,5 - 8,5			500	5.000
 RC 00 40 014	4 x 14	8,5 - 10			500	5.000
RC 00 40 016	4 x 16	10 - 12			500	5.000
<b>Ø 4,8 mm</b>						
 RC 00 48 008	4,8 x 8	2 - 4	9,5	5	500	5.000
 RC 00 48 010	4,8 x 10	4 - 6			500	5.000
 RC 00 48 012	4,8 x 12	6 - 8			500	5.000
 RC 00 48 016	4,8 x 16	8 - 11			500	5.000
RC 00 48 018	4,8 x 18	11 - 13			500	5.000
RC 00 48 020	4,8 x 20	13 - 16			500	5.000
RC 00 48 025	4,8 x 25	16 - 19			250	2.500
RC 00 48 030	4,8 x 30	19 - 24			250	2.500

Technical Data Sheet



Installation sequence / Instructions de mise en oeuvre / Setzanweisung / Secuencia de instalación / Порядок монтажа



Box / Boîte / Verpackung / Caja / Упаковка



For joining two or more components in tinsmithery/roofings, windows, industrial usages,...

# RJ 00

EN ISO 15979 - Zinc plated steel open end blind rivet, dome head, with zinc plated steel break pull mandrel

EN ISO 15979 - Rivet aveugle à corps ouvert en aluminium, tête bombée, avec clou en acier zingué

EN ISO 15979 - Blindniete Flachrundkopf aus verzinktem Stahl, mit Nagel aus verzinktem Stahl

EN ISO 15979 - Remache de acero cincado, cabeza alomada, con vástago de acero cincado

EN ISO 15979 - Вытяжная заклепка из оцинкованной стали, с полукруглым/стандартным бортиком, стержень из оцинкованной стали

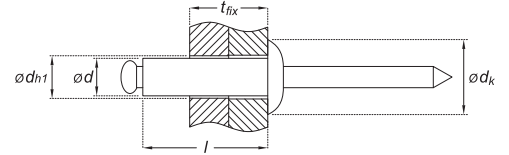
Zinc plated steel body / zinc plated steel mandrel

Corps en acier zingué / clou en acier zingué

Körper und Nagel aus verzinktem Stahl

Cuerpo y vástago de acero cincado

тела и стержень из оцинкованной стали

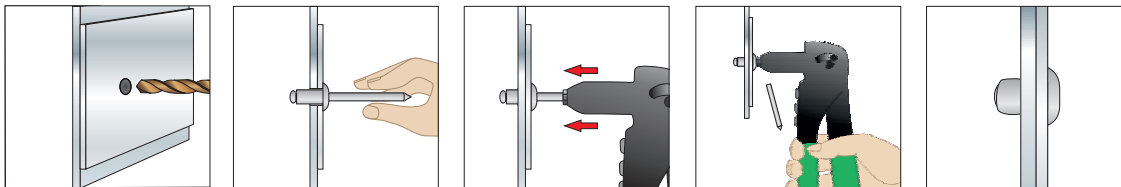


Item code	Size	Thickness of fixture	Head diameter	Drill hole	Pcs. per box	Pcs. per carton
	$\varnothing d \times l$ (mm)	$t_{fix}$ min - max (mm)	$\varnothing d_k$ (mm)	$\varnothing d_{h1}$ (mm)		
<b><math>\varnothing d</math>: 3,2 mm</b>						
RJ 00 32 006	3,2 x 6	0,5 - 3	6,5	3,3	1.000	10.000
RJ 00 32 008	3,2 x 8	3 - 5			1.000	10.000
RJ 00 32 010	3,2 x 10	5 - 6,5			1.000	10.000
RJ 00 32 012	3,2 x 12	6,5 - 8			1.000	10.000
RJ 00 32 016	3,2 x 16	8 - 12			1.000	10.000
<b><math>\varnothing d</math>: 4 mm</b>						
RJ 00 40 006	4 x 6	1 - 3	8	4,1	1.000	10.000
RJ 00 40 008	4 x 8	3 - 5			1.000	10.000
RJ 00 40 010	4 x 10	5 - 6,5			1.000	10.000
RJ 00 40 012	4 x 12	6,5 - 9			1.000	10.000
RJ 00 40 016	4 x 16	9 - 12			500	5.000
RJ 00 40 020	4 x 20	12 - 16	500	5.000		
<b><math>\varnothing d</math>: 4,8 mm</b>						
RJ 00 48 008	4,8 x 8	2,5 - 4	9,5	5	500	5.000
RJ 00 48 010	4,8 x 10	4 - 6			500	5.000
RJ 00 48 012	4,8 x 12	6 - 8			500	5.000
RJ 00 48 016	4,8 x 16	8 - 11			500	5.000
RJ 00 48 020	4,8 x 20	11 - 15			500	5.000
RJ 00 48 025	4,8 x 25	15 - 19,5	250	2.500		
RJ 00 48 030	4,8 x 30	19,5 - 25	250	2.500		

Technical Data Sheet



Installation sequence / Instructions de mise en oeuvre / Setzanweisung / Secuencia de instalación / Порядок монтажа



Box / Boîte / Verpackung / Caja / Упаковка



DiFor joining two or more components in tinsmithery/roofings, windows, industrial usages,...

# RV 00

🇬🇧 EN ISO 15978 - Aluminium alloy (Mg 3,5%) open end blind rivet, countersunk head, with zinc plated steel break pull mandrel

🇫🇷 EN ISO 15978 - Rivet aveugle à corps ouvert en aluminium (Mg 3,5%), tête fraisée, avec clou en acier zingué

🇩🇪 EN ISO 15978 - Blindniete Senkkopf aus Aluminium (Mg 3,5%), mit Nagel aus verzinktem Stahl

🇪🇸 EN ISO 15978 - Remache de aluminio (Mg 3,5%), cabeza avellanada, con vástago de acero cincado

🇷🇺 EN ISO 15978 - Вытяжная заклепка из алюминия (Mg 3,5%), потайной буртик, стержень из оцинкованной стали

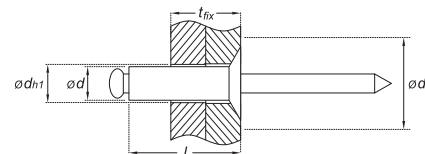
🇬🇧 Aluminium alloy body / zinc plated steel mandrel

🇫🇷 corps en aluminium naturel / clou en acier

🇩🇪 Körper aus Aluminium / Nagel aus Stahl

🇪🇸 Cuerpo aluminio natural / vástago acero

🇷🇺 тела: алюминий / стержень: сталь

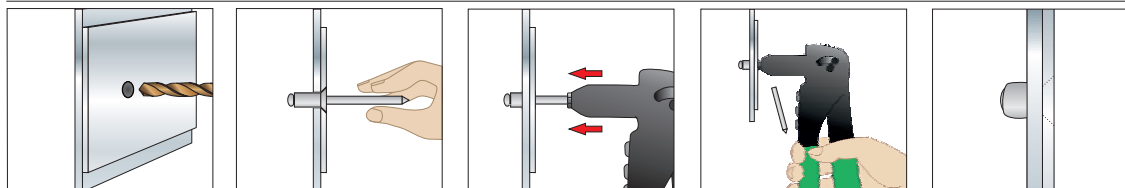


Item code	Size $\varnothing d \times l$ (mm)	Thickness of fixture $l_{fix}$ min-max (mm)	Head diameter $\varnothing d_k$ (mm)	Drill hole $\varnothing d_{h1}$ (mm)	Pcs. per box	Pcs. per carton
<b><math>\varnothing d</math>: 3,2 mm</b>						
RV 00 32 008	3,2 x 8	3,5 - 5	6,5	3,3	1.000	20.000
RV 00 32 010	3,2 x 10	5 - 7			1.000	20.000
RV 00 32 012	3,2 x 12	7 - 9			1.000	20.000
RV 00 32 016	3,2 x 16	9 - 13			1.000	10.000
<b><math>\varnothing d</math>: 4 mm</b>						
RV 00 40 008	4 x 8	2 - 5	8	4,1	1.000	10.000
RV 00 40 010	4 x 10	5 - 6,5			1.000	10.000
RV 00 40 012	4 x 12	6,5 - 8,5			1.000	10.000
RV 00 40 016	4 x 16	8,5 - 12,5			500	5.000
RV 00 40 020	4 x 20	12,5 - 16,5			500	5.000
<b><math>\varnothing d</math>: 4,8 mm</b>						
RV 00 48 008	4,8 x 8	2,5 - 4	9,5	5	500	5.000
RV 00 48 010	4,8 x 10	4 - 6			500	5.000
RV 00 48 012	4,8 x 12	6 - 8			500	5.000
RV 00 48 016	4,8 x 16	8 - 12			500	5.000
RV 00 48 020	4,8 x 20	12 - 15			500	5.000


Technical  
Data Sheet



Installation sequence / Instructions de mise en oeuvre / Setzanweisung / Secuencia de instalación / Порядок монтажа



Box / Boîte / Verpackung / Caja / Упаковка



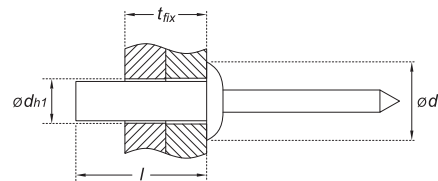
For joining two or more components in tinsmithery/roofings, windows, industrial usages,...

### EN ISO 15973 - Aluminium alloy (Mg 5%) closed end blind rivet, dome head, with steel break pull mandrel

- 🇫🇷 EN ISO 15973 – Rivet aveugle à corps fermé en aluminium (Mg 5%), tête bombée, avec clou en acier zingué
- 🇩🇪 EN ISO 15973 - Geschlossene Blindniete mit Flachrundkopf aus Aluminium (Mg 5%), mit Nagel aus verzinktem Stahl
- 🇪🇸 EN ISO 15973 - Remache estanco de aluminio (Mg 5%), cabeza alomada, con vástago de acero
- 🇷🇺 EN ISO 15973 - Вытяжная заклепка из алюминия (Mg 5%) с закрытым концом, куполообразная головка, со стальным разрывным стержнем

#### RO 00 Aluminium alloy body / steel mandrel

- 🇫🇷 Corps en aluminium naturel / clou en acier
- 🇩🇪 Körper aus lackiertem Aluminium / Nagel aus Stahl
- 🇪🇸 Cuerpo aluminio natural / vástago acero
- 🇷🇺 тела: алюминий / стержень: сталь



Item code	Size ød x l (mm)	Thickness of fixture t <sub>fix</sub> min-max (mm)	Head diameter ødk (mm)	Drill hole ødh1 (mm)	Pcs. per box	Pcs. per carton
ød: 4 mm						
RO 00 40 008	4 x 8	0,5 - 3,5	8	4,1	1.000	10.000
RO 00 40 009	4 x 9,5	3,5 - 5			1.000	10.000
RO 00 40 011	4 x 11	5 - 6,5			1.000	10.000
RO 00 40 012	4 x 12,5	6,5 - 8			1.000	10.000

#### RO 04 RAL 8004 Copper brown (brick red) painted aluminium body / steel mandrel

- 🇫🇷 Corps en aluminium laqué brun cuivré RAL 8004 / clou en acier
- 🇩🇪 Körper aus lackiertem Aluminium kupferbraun RAL 8004 / Nagel aus Stahl
- 🇪🇸 Cuerpo aluminio / vástago acero. Rojo teja RAL 8004
- 🇷🇺 тела: окрашенный алюминий RAL 8004 / стержень: сталь



RAL 8004  
Copper  
brown

Item code	Size ød x l (mm)	Thickness of fixture t <sub>fix</sub> min-max (mm)	Head diameter ødk (mm)	Drill hole ødh1 (mm)	Pcs. per box	Pcs. per carton
ød: 4 mm						
RO 04 40 008	4 x 8	0,5 - 3,5	8	4,1	1.000	10.000
RO 04 40 009	4 x 9,5	3,5 - 5			1.000	10.000
RO 04 40 011	4 x 11	5 - 6,5			1.000	10.000
RO 04 40 012	4 x 12,5	6,5 - 8			1.000	10.000

#### RO 07 RAL 9002 grey white painted aluminium body / steel mandrel

- 🇫🇷 corps en aluminium laqué blanc gris RAL 9002 / clou en acier zingué
- 🇩🇪 RAL 9002 grauweiß lackierter Aluminiumkörper/verzinkter Stahl-Spanndorn
- 🇪🇸 Cuerpo aluminio / vástago acero. Blanco grisáceo RAL 9002
- 🇷🇺 тела: окрашенный алюминий RAL 9002 / стержень: сталь



RAL 9002  
Grey white





Item code	Size ød x l (mm)	Thickness of fixture t <sub>fix</sub> min-max (mm)	Head diameter ødk (mm)	Drill hole ødh1 (mm)	Pcs. per box	Pcs. per carton
ød: 4 mm						
RO 07 40 008	4 x 8	0,5 - 3,5	8	4,1	1.000	10.000
RO 07 40 009	4 x 9,5	3,5 - 5			1.000	10.000
RO 07 40 011	4 x 11	5 - 6,5			1.000	10.000
RO 07 40 012	4 x 12,5	6,5 - 8			1.000	10.000

Technical  
Data Sheet



# YF 02

## Hand riveter (with spring) in steel and PVC handle, with hardened jaws and internal accessories

-  Outil de pose manuel pour rivets (avec ressort de rappel) réalisée en tôle d'acier, mâchoires et accessoires cimentés
-  Handnietwerkzeug (mit Rückstellfeder) aus Stahlblech, einsatzgehärtete Spannbacken und Zubehör
-  Remachadora manual (con muelle de retorno) en fleje de acero plegado, mordazas y accesorios cementados
-  Заклепочник ручной (с пружинным возвратом) стальной, Усиленные рукоядками и аксессуаров



Length: 255 mm  
Weight: 530 gr





Suitable for rivets:

	Ø 2,4 mm	Ø 3,2 mm	Ø 4,0 mm	Ø 4,8 mm
Aluminum	✓	✓	✓	✓
Steel	✓	✓	✓	-
Stainless Steel	✓	✓	✓	-

Item code	Suitable for rivets: Ø (mm)	Pcs. per box	Pcs. per carton
YF 02 24 048	2,4 - 3 - 3,2 - 3,4 - 4 - 4,8	1	6

Minimum Order Quantity: 1 kit

### Spare parts kit for hand riveter YF 02

-  Assortiment pièces de rechange pour outil de pose pour rivets YF 02
-  Sortiment Ersatzteile für Handnietwerkzeug YF 02
-  Surtido de piezas de repuesto para remachadora YF 02
-  Сортированные запасные части для Заклепочника YF 02





Item code	Kit per bag	Kit per box
YI 07 24 048	1	6

Kit composed by:

- 1 x hardened jaws set
- 1 x hardened spring for jaws
- 4 x nosepieces for Ø 2,4 - 3,2 - 4 - 4,8

# YH 01

## Hand riveter (with spring) in aluminium/steel and PVC handle, with hardened jaws and internal accessories

-  Outil de pose manuel pour rivets (avec ressort de rappel) réalisée en aluminium/acier, mâchoires et accessoires cimentés
-  Handnietwerkzeug (mit Rückstellfeder) aus Aluminium/Stahl mit Handgriffen aus PVC, einsatzgehärtete Spannbacken und Zubehör, Schlüssel für Wartung
-  Remachadora manual (con muelle de retorno) en aluminio/acero, mordazas y accesorios cementados
-  Ручной заклепочник (с пружинным возвратом) алюминиевой/стальной, Усиленные рукоядками и аксессуаров



Length: 255 mm  
Weight: 520 gr





Suitable for rivets:

	Ø 2,4 mm	Ø 3,2 mm	Ø 4,0 mm	Ø 4,8 mm
Aluminum	✓	✓	✓	✓
Steel	✓	✓	✓	✓
Stainless Steel	✓	✓	✓	✓

Item code	Suitable for rivets: Ø (mm)	Pcs. per box	Pcs. per carton
YH 01 24 048	2,4 - 3 - 3,2 - 3,4 - 4 - 4,8	1	6

Minimum Order Quantity: 1 kit

### Spare parts kit for hand riveter YH 01

-  Assortiment pièces de rechange pour outil de pose pour rivets YH 01
-  Sortiment Ersatzteile für Handnietwerkzeug YH 01
-  Surtido de piezas de repuesto para remachadora YH 01
-  Сортированные запасные части для Заклепочника YH 01

Item code	Kit per bag	Kit per box
YO 07 24 048	1	6

Kit composed by:

- 1 x hardened jaws set
- 1 x hardened spring for jaws
- 4 x nosepieces for Ø 2,4 - 3,2 - 4 - 4,8



# YG 01

## High Performance hand riveter with two arms in steel, with mandrel collector

- Outil de pose manuel pour rivets HAUTES PERFORMANCES avec double bras en acier et récupérateur de clou, mâchoires et accessoires cimentés
- Hochleistungs Handnietwerkzeug mit zwei Armen aus Stahl und Auffangbehälter für Nägel, Spannbacken und einsatzgehärtetes Zubehör
- Remachadora manual ALTAS PRESTACIONES con palancas de acero y colector de vástagos, mordazas y accesorios cementados
- Силовой двуручный стальной заклепочник с контейнером для сбора отработанных сердечников. Усиленные рукоядки и аксессуары



Length: 540 mm  
Weight: 1845 gr

Suitable for rivets:

	∅ 3,2 mm	∅ 4,0 mm	∅ 4,8 mm	∅ 6,0 mm	∅ 6,4 mm
Aluminum	✓	✓	✓	✓	✓
Steel	✓	✓	✓	✓	✓
Stainless Steel	✓	✓	✓	✓	✓

Item code	Suitable for rivets: ∅ (mm)	Pcs. per box	Pcs. per carton
YG 01 30 064	3 - 3,2 - 3,4 - 4 - 4,8 - 6 - 6,4	1	12

Minimum Order Quantity: 1 kit

### Spare parts kit for hand riveter YG 01

- Assortiment pièces de rechange pour outil de pose pour rivets YG 01
- Sortiment Ersatzteile für Handnietwerkzeug YG 01
- Surtido de piezas de repuesto para remachadora YG 01
- Сортированные запасные части для Заклепочника YG 01

Item code	Kit per bag	Kit per box
YJ 10 30 064	1	12

Kit composed by:

- 1 x hardened jaws set
- 1 x pusher for jaws
- 1 x hardened spring
- 5 x nosepieces for ∅ 3,2 - 4 - 4,8 - 6 - 6,4

# YL 01

## High Performance hand riveter, with lattice levers in steel, with hardened jaws and internal accessories

- Outil de pose manuel pour rivets HAUTES PERFORMANCES avec leviers en acier, mâchoires et accessoires cimentés
- Hochleistungs Handnietwerkzeug mit gitterartigem Hebel aus Stahl, Spannbacken und einsatzgehärtetem Zubehör
- Remachadora de fuelle en acero, ALTAS PRESTACIONES, mordazas y accesorios cementados
- Заклепочник профессиональный складной с усиленными рукоядками и аксессуарами



Length: 255 mm  
Weight: 1960 gr

Suitable for rivets:

	∅ 3,2 mm	∅ 4,0 mm	∅ 4,8 mm	∅ 6,0 mm	∅ 6,4 mm
Aluminum	✓	✓	✓	✓	✓
Steel	✓	✓	✓	✓	✓
Stainless Steel	✓	✓	✓	✓	✓

Item code	Suitable for rivets: ∅ (mm)	Pcs. per box	Pcs. per carton
YL 01 30 064	3 - 3,2 - 3,4 - 4 - 4,8 - 6 - 6,4	1	10

\* available on request (quantity and lead time to be agreed)

Minimum Order Quantity: 1 kit

### Spare parts kit for hand riveter YL 01

- Assortiment pièces de rechange pour outil de pose pour rivets YL 01
- Sortiment Ersatzteile für Handnietwerkzeug YL 01
- Surtido de piezas de repuesto para remachadora YL 01
- Сортированные запасные части для Заклепочника YL 01

Item code	Kit per bag	Kit per box
YQ 10 30 064	1	10

Kit composed by:

- 1 x hardened jaws set
- 1 x pusher for jaws
- 1 x hardened spring
- 5 x nosepieces for ∅ 3,2 - 4 - 4,8 - 6 - 6,4

# YT - YTR - YS - YU

Knurled open cylindrical shank rivet nut, zinc plated

Embout fileté, corps cylindrique ouvert moleté, en acier zingué

Gewindeeinsatz, zylinderförmiger Körper gerändelt und offen, Stahl verzinkt

Tuerca remachable grafilada, de acero cincado

Резьбовая заклепка-гайка из оцинкованной стали с цилиндрическим фланцем

**YT 01** dome head / tête cylindrique / zylinderkopf / cabeza cilíndrica / полукруглый бортик



Technical Data Sheet



Item code	Size	Thickness of fixture	Head size	Pcs. per box	Pcs. per carton
	M x Ø (hole) x l (mm)	t <sub>fix</sub> min - max (mm)	Ødk x k (mm)		
YT 01 04 010	M4 x 6 x 10	0,3 - 3	9 x 1	500	5.000
YT 01 04 011	M4 x 6 x 11,5	3 - 4	9 x 1	500	5.000
YT 01 05 012	M5 x 7 x 12	0,3 - 3	10 x 1	500	5.000
YT 01 05 015	M5 x 7 x 15	3 - 4	10 x 1	500	5.000
YT 01 06 014	M6 x 9 x 14,5	0,5 - 3	13 x 1,5	250	2.500
YT 01 06 016	M6 x 9 x 16	3 - 4,5	13 x 1,5	250	2.500
YT 01 08 016	M8 x 11 x 16	0,5 - 3	16 x 1,5	200	2.000
YT 01 08 018	M8 x 11 x 18,5	3 - 5,5	16 x 1,5	200	2.000
YT 01 10 017	M10 x 13 x 17	0,5 - 3	19 x 2	200	2.000
YT 01 10 022	M10 x 13 x 22	3 - 6	19 x 2	100	1.000
YT 01 12 023	M12 x 16 x 23	1 - 4	23 x 2	100	1.000

**YTR 01** reduced dome head / Tête cylindrique réduite / reduzierter zylinderkopf / cabeza cilíndrica reducida / полукруглый бортик



Technical Data Sheet



NEW



Item code	Size	Thickness of fixture	Head size	Pcs. per box	Pcs. per carton
	M x Ø (foro) x l (mm)	t <sub>fix</sub> min - max (mm)	Ødk x k (mm)		
YTR 01 12 020	M12 x 15 x 20	1 - 3,5	19 x 1,8	100	1.000

**YS 01** countersunk head / tête fraisée / senkkopf / cabeza avellanada / потайный бортик



CrVI Free



Item code	Size	Thickness of fixture	Head size	Pcs. per box	Pcs. per carton
	M x Ø (hole) x l (mm)	t <sub>fix</sub> min - max (mm)	Ødk x k (mm)		
YS 01 04 011	M4 x 6 x 11,5	1,5 - 3,5	9 x 1,5	500	5.000
YS 01 05 013	M5 x 7 x 13,5	1,5 - 4	10 x 1,5	500	5.000
YS 01 06 016	M6 x 9 x 16	1,5 - 4,5	12 x 1,5	250	2.500
YS 01 08 019	M8 x 11 x 19	2 - 4,5	14 x 1,5	200	2.000
YS 01 10 021	M10 x 13 x 21	2 - 4,5	16 x 1,5	200	2.000

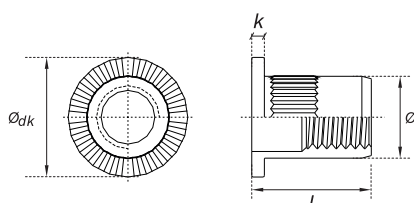
**YU 01** reduced countersunk head / tête réduite / reduzierter senkkopf / cabeza avellanada reducida / малый бортик



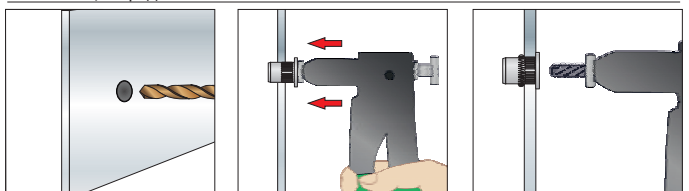
CrVI Free



Item code	Size	Thickness of fixture	Head size	Pcs. per box	Pcs. per carton
	M x Ø (hole) x l (mm)	t <sub>fix</sub> min - max (mm)	Ødk x k (mm)		
YU 01 04 010	M4 x 6 x 10	0,5 - 3	7 x 0,5	500	5.000
YU 01 05 011	M5 x 7 x 11,5	0,5 - 3	8 x 0,5	500	5.000
YU 01 06 014	M6 x 9 x 14	0,5 - 3	10 x 0,5	500	5.000
YU 01 08 015	M8 x 11 x 15,5	0,5 - 3	12 x 0,5	200	2.000
YU 01 10 019	M10 x 13 x 19,5	1,0 - 3,5	14 x 0,8	200	2.000







Installation sequence / Instructions de mise en oeuvre / Setzanweisung / Secuencia de instalación / Порядок монтажа



# DK 01

**Professional all materials rivet nuts hand riveter, with hardened internal accessories**

-  Outil de pose manuel professionnelle pour inserts filetés, accessoires cimentés
-  Professionelles Handnietwerkzeug für Gewindeinsatz, einsatzgehärtetes Zubehör
-  Remachadora manual profesional para tuercas remachables, accesorios cementados
-  Профессиональный заклепочный инструмент для резьбовых заклепок, Усиленные аксессуары







Length: 260 mm  
Weight: 500 gr

Item code	Suitable for rivet nuts:	Pcs. per box	Pcs. per carton
DK 01 03 006	M3 - M4 - M5 - M6	1	12

Minimum Order Quantity: 1 kit

**Spare parts kit for hand riveter DK 01**

-  Assortiment pièces de rechange pour outil de pose pour rivets DK 01
-  Sortiment Ersatzteile für Handnietwerkzeug DK 01
-  Surtido de piezas de repuesto para remachadora DK 01
-  Сортированные запасные части для Заклепочника DK 01

Item code	Kit per bag	Kit per box
DKR 08 03 006	1	6

**Kit composed by:**

- 4 x screw mandrels (M3-M4-M5-M6)
- 4 x nosepieces (Anvil) for screw mandrels

Suitable for rivet nuts:	M3	M4	M5	M6
Aluminum	✓	✓	✓	✓
Steel	✓	✓	✓	✓
Stainless Steel	✓	✓	✓	✓ Adaptable

# YX 01

## High performance rivet nut hand riveter with 2 levers, with hardened internal accessories

- Riveteuse manuelle hautes performances avec double bras pour inserts filetés, accessoires cimentés
- Hochleistungs Handnietwerkzeug für Gewindeinsatz mit zwei Armen, einsetzgehärtetem Zubehör
- Remachadora manual altas prestaciones para tuercas remachables, con palancas de acero, accesorios cementados
- Силовой двуручный ручной стальной заклепочник, Усиленные аксессуары



Item code	Suitable for rivet nuts: M	Pcs. per box	Pcs. per carton
YX 01 05 012	M5 - M6 - M8 - M10 - M12	1	6

### Suitable for rivet nuts:

	M5	M6	M8	M10	M12
Aluminum	✓	✓	✓	✓	✓
Steel	✓	✓	✓	✓	✓
Stainless Steel	✓	✓	✓	✓	✓/Adaptable

# YXR 10

## Spare parts SET (5 sizes - 10 pieces), for YX 01 hand riveter

- Jeu de pièces de rechange (5 dimensions différentes -10 pcs) pour riveteuse YX01
- Ersatzteil-SET (5 Größen - 10 Stück), für Handnietmaschine YX 01
- Surtido de piezas de repuesto (5 vástagos roscados – 5 boquillas), para remachadora YX 01
- Набор запасные части (5 разм. - 10 шт) для Заклепочника YX 01



Item code	Suitable for rivet nuts:	Pcs. per box (kit)	Pcs. per carton (kit)
YXR 10 05 012	M5 - M6 - M8 - M10 - M12	1	6

### Kit composed by:

- 5 x screw mandrels
- 5 x nosepieces (Anvil) for screw mandrels

Box / Boîte / Verpackung / Caja / Упаковка



# YXR 02 <sup>NEW</sup>

## Spare parts SET (1 size - 2 pieces), for YX 01 hand riveter

- Jeu de pièces de rechange (1 longueur - 2 pièces) pour riveteuse manuelle YX01
- Ersatzteil-SET (1 Größe - 2 Stück), für Handnietmaschine YX 01
- Surtido de piezas de repuesto (1 vástago roscado – 1 boquilla), para remachadora YX 01
- Набор запасные части (1 разм. - 2 шт) для Заклепочника YX 01





































































Item code	Suitable for rivet nuts:	Pcs. per box (kit)	Pcs. per carton (kit)
YXR 02 00 005	M5	1	6
YXR 02 00 006	M6	1	6
YXR 02 00 008	M8	1	6
YXR 02 00 010	M10	1	6
YXR 02 00 012	M12	1	6

### Kit composed by:

- 1 x screw mandrels
- 1 x nosepieces (Anvil) for screw mandrels

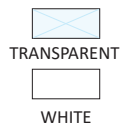
Box / Boîte / Verpackung / Caja / Упаковка



	 Acetic Silicone sealant - "DIY range", CE certified	 Silicones acétiques - Gamme "Bricolage"  Acetat Silikon - "Heimwerker-Sortiment"  Selladores de silicona acéticos - Linea "hazlo tú mismo"  Стандартный ацетатный силикон - "Бытовая Линейка"	<b>372</b>
	 High Temperature sealant "Professional range", CE certified	 Mastic réfractaire - Gamme "Professionnelle"  Hochtemperatur-Silikon - "Profi-Sortiment"  Sellador refractario - Linea "Profesional"  Огнестойкий герметик - "Профессиональная Линейка"	<b>373</b>
	 Neutral silicone sealant for metalworks/roofings, CE certified	 Mastic silicone neutre - Gamme "Professionnelle"  Neutral Silicon-Dichtstoff - "Profi-Sortiment"  Selladores de silicona neutros - Linea "Profesional"  Нейтральные силиконы - "Профессиональная Линейка"	<b>374</b>
	 Neutral silicone sealant for windows/façades, CE certified	 Mastic silicone neutre - Gamme "Professionnelle"  Neutral Silicon-Dichtstoff - "Profi-Sortiment"  Selladores de silicona neutros - Linea "Profesional"  Нейтральные силиконы - "Профессиональная Линейка"	<b>375</b>
	 Acrylic sealant CE certified	 Mastic acrylique - Gamme "Professionnelle"  Acryl-Dichtstoff - "Profi-Sortiment"  Selladores acrílicos - Linea "Profesional"  Акриловые герметики - "Профессиональная Линейка"	<b>376</b>
	 Hybrid polymers adhesive/sealant	 Colle-mastic à base de polymères HYBRIDES - Gamme "Professionnelle"  Hybrid-Polymer Kleb/Dichtstoff - "Profi-Sortiment"  Adhesivo-Sellador de polimeros híbridos - Linea "Profesional"  Гибридный клей-герметик - "Профессиональная Линейка"	<b>377</b>
	 Hybrid polymers High Strength adhesive	 Colle à base de polymères hybrides, très bonne adhérence - Gamme "Professionnelle"  Hybrid-Polymer Klebstoff, sehr hohe Anfangshaftung - "Profi-Sortiment"  Adhesivo alta adherencia a base de polimeros híbridos, EFECTO VENTO-SA - Linea "Profesional"  Гибридный клей с высокоточным соединением, ЭФФЕКТ ПРИСОСКИ - "Профессиональная Линейка"	<b>377</b>
	 Professional caulking guns	 Pistolets professionnelles  Professionelle Handpistolen  Pistolas profesionales  Профессиональные пистолеты	<b>378</b>
	 Nozzles and Extensions for cartridges	 Canules et rallonges pour cartouches  Düsen und Verlängerungen für Kartuschen  Boquillas y prolongas para cartuchos  Насадки и удлинители для флаконов	<b>379</b>
	 Polyurethane foam	 Mousse polyuréthane  Polyurethanschäum  Espumas de poliuretano  Полиуретановая пена	<b>381</b>
	 Professional gun for polyurethane foam	 Pistolet professionnel pour mousse polyuréthane  Professionelle Handpistole für Polyurethanschäum  Pistola para espumas de poliuretano  Пистолет под пену	<b>383</b>



## 🇬🇧 Multipurpose acetic silicone sealant, with nozzle

- 🇫🇷 Silicone acétique universel, avec canule
- 🇩🇪 Universal- Acetat Silikon, mit Düse
- 🇪🇸 Sellador de silicona acético universal, con boquilla
- 🇷🇺 Стандартный ацетатный силикон с насадкой



Item code	Colour	Contents ml	Pcs. per carton	Pcs. per pallet
in cartridge				
CE VLU 00 00 280	Transparent	280	20	1.500
CE VLU 01 00 280	White	280	20	1.500

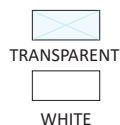
CE Certified / Certifié CE / CE Zulassung / Certificado CE / Сертификат CE

Description	Usage	Advantages
<p>One component, acetic curing, elastic silicone sealant (CE Certified F-EXT-INT 12,5E), 280 ml content with standard nozzle.</p> <p><b>- STORAGE:</b> 5°C ÷ 25°C, keep away from direct sunlight</p> <p><b>- INSTALLATION TEMPERATURE:</b> (temperature of the base material) 5°C ÷ 40°C</p> <p><b>- SERVICE TEMPERATURE:</b> (ambient temperature after full curing) -40°C ÷ +150°C</p> <p><b>- SKIN TIME:</b> 20 minutes</p> <p><b>- CURING RATE:</b> 3 mm/24 h</p>	<p>For general use, VLU sealant is suitable for general sealing on various surfaces:</p> <ul style="list-style-type: none"> <li>• Glass</li> <li>• Anodized aluminium</li> <li>• Ceramic tiles</li> <li>• Wood</li> <li>• Compact and non-porous materials in general</li> </ul> <p>• NOT to be painted</p> <p>• NOT suitable for PP, PE, PTFE, painted aluminium, metals and further corrosion sensitive surfaces, natural stones (marble, granite, quartzite, ...)</p> <p>• NOT to be used in high humidity sites</p> <p>• NOT to be used for food grade applications</p> <p>• NOT to be used for mirror installations</p>	<ul style="list-style-type: none"> <li>• CE Certified EN 15651-1:2012 F-EXT-INT 12,5E</li> <li>• Moderate deformation capability</li> <li>• UV resistant</li> <li>• Suitable for internal/external applications</li> </ul> <p><b>Technical details in DOP. N. TECFVLU19-001</b></p>  <p>Sealants for non-structural use in joints in buildings and pedestrian walkways</p> 

# VM



## 🇬🇧 Sanitary (mold-retardant) acetic silicone sealant for "DIY applications", with nozzle

- 🇫🇷 Silicone sanitaire acétique pour "usages bricolage" avec protection à la moisissure, avec canule
- 🇩🇪 Acetat Sanitärsilikon mit Schimmelschutz, für "Heimwerker- Anwendungen", mit Düse
- 🇪🇸 Sellador de silicona acético para sanitarios, linea "hazlo tú mismo", con boquilla
- 🇷🇺 Силикон (плесень ингибитор) для сантехнических зон для бытового применения с насадкой



Item code	Colour	Contents ml	Pcs. per carton	Pcs. per pallet
in cartridge				
CE VM 00 00 280	Transparent	280	24	1.680
CE VM 01 00 280	White	280	24	1.680

CE Certified / Certifié CE / CE Zulassung / Certificado CE / Сертификат CE

Description	Usage	Advantages
<p>One component, acetic curing, elastic silicone sealant (CE Certified F-EXT-INT-CC 25LM and XS1), with special mould retardant additive, 280 ml content with standard nozzle.</p> <p><b>- STORAGE:</b> 5°C ÷ 25°C, keep away from direct sunlight</p> <p><b>- INSTALLATION TEMPERATURE:</b> (temperature of the base material) 5°C ÷ 40°C</p> <p><b>- SERVICE TEMPERATURE:</b> (ambient temperature after full curing) -40°C ÷ +100°C</p> <p><b>- SKIN TIME:</b> 15-30 minutes</p> <p><b>- CURING RATE:</b> 2 mm/24 h</p>	<p>For General use in sanitary joints, VM sealant is suitable for sealing on:</p> <ul style="list-style-type: none"> <li>• Plumbing fixtures</li> <li>• Ceramic tiles</li> <li>• Glass</li> <li>• Compact and non-porous materials</li> <li>• Wood</li> </ul> <p>• NOT to be painted</p> <p>• NOT suitable for PP, PE, PTFE, painted aluminium, metals and further corrosion sensitive surfaces, natural stones (marble, granite, quartzite, ...)</p> <p>• NOT to be used for food grade applications</p> <p>• NOT to be used for mirror installations</p>	<ul style="list-style-type: none"> <li>• CE Certified EN 15651-1:2012 F-EXT-INT-CC 25LM</li> <li>• CE Certified EN 15651-3:2012 XS1</li> <li>• Mould retardant</li> <li>• High elasticity</li> <li>• UV resistant</li> <li>• Suitable for internal/external applications</li> <li>• Idoneo per applicazioni interne/esterne</li> </ul> <p><b>Technical details in DOP. N. 106138/13-I-III</b></p>  <p>Sealants for non-structural use in joints in buildings and pedestrian walkways</p> 

## PROFESSIONAL high temperature acetic silicone sealant, with nozzle

- 🇫🇷 Mastic silicone acétique PROFESSIONNEL pour hautes températures, avec canule
- 🇩🇪 PROFI- Acetat-Hochtemperatur-Silikon, mit Düse
- 🇪🇸 Sellador de silicona acético para ALTAS TEMPERATURAS, linea PROFESIONAL, con boquilla
- 🇷🇺 Профессиональный силиконовый высокотемпературный герметик, с насадкой



Item code	Colour	Temperature service / peak	Contents ml	Pcs. per carton	Pcs. per pallet
in cartridge					
VU 04 00 300	Black	270° C / 350° C	300	12	840
VU 15 00 300	Red	250° C / 350° C	300	12	840

Description	Usage	Advantages
<p>One component, HIGH TEMPERATURE, PROFESSIONAL acetic curing, elastic silicone sealant, 300 ml content with standard nozzle.</p> <p>- <b>STORAGE:</b> 5°C ÷ 25°C, keep away from direct sunlight</p> <p>- <b>INSTALLATION TEMPERATURE:</b> (temperature of the base material) 5°C ÷ 40°C</p> <p>- <b>SERVICE TEMPERATURE:</b> (ambient temperature after full curing) -40°C ÷ +250°C (300 °C for short time)</p> <p>- <b>SKIN TIME :</b> 15 minutes</p> <p>- <b>CURING TIME:</b> &gt; 3 mm/24 h</p>	<p>PROFESSIONAL usages. IDEAL for sealings and joints for:</p> <ul style="list-style-type: none"> <li>• Ovens</li> <li>• Boilers</li> <li>• Heating systems</li> <li>• Flue pipes</li> <li>• Piping</li> <li>• Engines</li> <li>• Suitable also for gasket replacement of household appliances and engines.</li> <li>• NOT to be painted</li> <li>• NOT suitable for PP, PE, PTFE, painted aluminium, metals and further corrosion sensitive surfaces, natural stones (marble, granite, quartzite, ...)</li> <li>• NOT to be used in high humidity sites</li> <li>• NOT to be used for food grade applications</li> <li>• NOT to be used for mirror installations</li> </ul>	<ul style="list-style-type: none"> <li>• High thermal resistance</li> <li>• High elasticity</li> <li>• High adesion</li> <li>• UV resistant</li> <li>• Suitable for internal/external applications</li> </ul>

## 🇬🇧 Multipurpose neutral curing silicone sealant, Methylethylketoxime Free (NO MEKO), with nozzle

- 🇫🇷 Mastic silicone polyvalent à durcissement neutre, sans methyl ethyl ketoxime (Sans MEKO), avec buse
- 🇩🇪 Neutral vernetzender Mehrzweck-Silikondichtstoff, frei von Methylethylketoxim (NO MEKO), mit Düse
- 🇪🇸 Sellador de silicona neutro universal, sin Metiletilcetoxima (NO MEKO), con boquilla
- 🇷🇺 Многофункциональный нейтральный отверждающий силиконовый герметик, без метилэтилтоксима (нет Meko), с насадкой



TRANSPARENT

Item code	Colour	Contents ml	Pcs. per carton	Pcs. per pallet
in cartridge				
CE VRU 00 00 310	Transparent	310	20	1.500

CE Certified / Certifié CE / CE Zulassung / Certificado CE / Сертификат CE

Description	Usage	Advantages
<p>One component, PROFESSIONAL neutral curing, elastic silicone sealant, MEKO FREE (CE Certified F-EXT-INT-CC 20LM, G-CC 20LM), Universal, 280 ml content with standard nozzle.</p> <p>- <b>STORAGE:</b> 5°C ÷ 25°C, keep away from direct sunlight</p> <p>- <b>INSTALLATION TEMPERATURE:</b> (temperature of the base material) 5°C ÷ 40°C</p> <p>- <b>SERVICE TEMPERATURE:</b> (ambient temperature after full curing) -40°C ÷ +150°C</p> <p>- <b>SKIN TIME:</b> max 7 minutes</p> <p>- <b>CURING RATE:</b> 2 mm/24h</p>	<p>For indoor and outdoor applicationa (High UV resistance), fast curing, suitable for horizontal and vertical sealing of corrosion-sensitive material for windows sealing, glazing, box for roller shutter and general construction sealings.</p> <p><u>Good adhesion on:</u></p> <ul style="list-style-type: none"> <li>Aluminium</li> <li>Metals</li> <li>Wood</li> <li>PVC</li> <li>Glass</li> <li>Ceramic</li> <li>Fibreglass</li> </ul> <p>• Also adhere on porous substrate like concrete, plaster, masonry.</p> <ul style="list-style-type: none"> <li>NOT to be painted</li> <li>NOT suitable for PP, PE, PTFE</li> <li>NOT to be used in high humidity sites</li> <li>NOT to be used for food grade applications</li> <li>NOT to be used for mirror installations</li> </ul>	<ul style="list-style-type: none"> <li>CE Certified EN14561-1:2012F-EXT-INT-CC 20LM</li> <li>CE Certified EN14561-2:2012G-CC 20LM</li> <li>Low modulus, high deformation capability</li> <li>Maximum allowed movement: 20%</li> <li>Maximum width of the joint: 12 mm</li> <li>MEKO FREE</li> <li>Low risk for the health</li> <li>Free sales to everybody and not limited to professional users only.</li> </ul> <p><b>Technical details in DOP. N. TECFVRU20-001</b></p>

# VR

## 🇬🇧 PROFESSIONAL low modulus neutral silicone sealant for metalworks/roofings, with nozzle

- 🇫🇷 Mastic silicone neutre PROFESSIONNEL bas module pour construction métalliques/couvertures, avec canule
- 🇩🇪 PROFI-neutral niedrigmoduliger Silikon-Dichtstoff für Metallbau- und Dachkonstruktionen, mit Düse
- 🇪🇸 Sellador de silicona neutro de bajo módulo para canalones, cubiertas y construcción, linea PROFESIONAL, con boquilla
- 🇷🇺 Профессиональный нейтральный низкомолекулярный силикон герметик для металлоконструкций и кровля, с насадкой



▲ All RAL colours are intended to be "RAL-like"

Item code	Colour	Contents ml	Pcs. per carton	Pcs. per pallet
In cartridge				
New Item CE VR 01 00 300	Grey white (similar to RAL 9002)	300	24	1.440
CE VR 03 00 300	Grey (similar to RAL 7004)	300	24	1.440
CE VR 05 00 300	Chocolate brown (similar to RAL 8017-8019)	300	24	1.440
New Item CE VR 07 00 300	Oxide red (similar to RAL 3009)	300	24	1.440
New Item CE VR 08 00 300	Brick red (similar to RAL 8004)	300	24	1.440

CE Certified / Certifié CE / CE Zulassung / Certificado CE / Сертификат CE

Description	Usage	Advantages
<p>One component, PROFESSIONAL neutral curing, elastic silicone sealant, MEKO FREE (CE Certified F-EXT-INT-CC 25LM, PW-EXT-INT-CC 25LM), Special, high viscosity formulation for tinsmith works, roofing and building applications, 300 ml content with standard nozzle.</p> <p>- <b>STORAGE:</b> 5°C ÷ 25°C, keep away from direct sunlight</p> <p>- <b>INSTALLATION TEMPERATURE:</b> (temperature of the base material) 5°C ÷ 40°C</p> <p>- <b>SERVICE TEMPERATURE:</b> (ambient temperature after full curing) -40°C ÷ +160°C</p> <p>- <b>SKIN TIME:</b> 25 minutes</p> <p>- <b>CURING RATE:</b> 3 mm/24 h</p>	<p>For professional use CE Certified for indoor and outdoor applicationa (High UV resistance). Outstanding adhesion on:</p> <ul style="list-style-type: none"> <li>Pregalvanized and prepainted steel</li> <li>Copper</li> <li>Stainless Steel</li> <li>Aluminium</li> <li>Polycarbonate, fiberglass, glass, mirror and porous surfaces</li> <li>Properly designed for the sealing of tinsmith works (roofing, flashing, rain gutter, downspout, etc...) and general metalworks</li> <li>Aluminium, wood and PVC window-frames.</li> </ul> <p>• Also adhere on porous substrate like concrete, plaster, masonry</p> <ul style="list-style-type: none"> <li>NOT to be painted</li> <li>NOT suitable for PP, PE, PTFE</li> <li>NOT to be used for food grade application</li> </ul>	<ul style="list-style-type: none"> <li>CE Certified EN14561-1:2012F-EXT-INT-CC 25LM</li> <li>CE Certified EN14561-2:2012G-CC 25LM</li> <li>CE Certified EN14561-4:2012 PW-EXT-INT-CC 25LM</li> <li>Maximum versatility</li> <li>Low modulus, high deformation capability</li> <li>Maximum allowed movement: 25%</li> <li>Maximum width of the joint: 25 mm</li> <li>MEKO FREE</li> <li>Low risk for the health</li> <li>Free sales to everybody and not limited to professional users only</li> </ul> <p><b>Technical details in DOP. N. TECFVR23-001</b></p>



# VRF


## PROFESSIONAL neutral silicone sealant for windows and façades, with nozzle

- Mastic silicone neutre PROFESSIONNEL pour fenêtres et façades, avec canule
- PROFI-neutral Silikon-Dichtstoff für Fenster und Fassaden, mit Düse
- Sellador de silicona neutro para marcos/ventanas/fachadas, linea PROFESIONAL, con boquilla
- Профессиональный нейтральный силикон для деревянных оконных рам и фасады, с насадкой



Item code	Colour	Contents ml	Pcs. per carton	Pcs. per pallet
<b>In cartridge</b>				
CE VRF 00 00 300	Transparent	300	24	1.440
CE VRF 01 00 300	White (similar to RAL 9010)	300	24	864
CE VRF 02 00 300	Ivory (similar to RAL 1013)	300	24	864
CE VRF 03 00 300	Grey (similar to RAL 7004)	300	24	864
CE VRF 04 00 300	Black (similar to RAL 9005)	300	24	864
CE VRF 05 00 300	Chocolate Brown (similar to RAL 8017)	300	24	864
CE VRF 11 00 300	Nut Brown (similar to RAL 8007)	300	24	864
CE VRF 13 00 300	Aluminum Grey (similar to RAL 9006)	300	24	864

CE Certified / Certifié CE / CE Zulassung / Certificado CE / Сертификат CE



▲ All RAL colours are intended to be "RAL-like"

Description	Usage	Advantages
<p>One component, PROFESSIONAL neutral curing, elastic silicone sealant, MEKO FREE (CE Certified F-EXT-INT-CC 25LM, G-CC 25LM SxS1, PW-EXT-INT-CC 12,5 E), Special, fast curing formulation for windows and frames (also suitable for roofing) and building applications, 300 ml content with standard nozzle.</p> <p>- <b>STORAGE:</b> 5°C ÷ 25°C, keep away from direct sunlight</p> <p>- <b>INSTALLATION TEMPERATURE:</b> (temperatura del materiale di base) 5°C ÷ 40°C</p> <p>- <b>SERVICE TEMPERATURE:</b> (ambient temperature after full curing) -40°C ÷ +150°C</p> <p>- <b>SKIN TIME:</b> 35 minutes</p> <p>- <b>CURING RATE:</b> &gt; 3 mm/24 h</p>	<p>For professional use for indoor and outdoor applications (High UV resistance), fast curing, outstanding adhesion on:</p> <ul style="list-style-type: none"> <li>Aluminium</li> <li>Metals</li> <li>Wood</li> <li>PVC</li> <li>Glass</li> <li>Ceramic</li> <li>Fibreglass</li> </ul> <p>• Properly designed for the perimetral sealing of windows, frames, and general construction sealings</p> <p>• Also suitable for roofing application</p> <ul style="list-style-type: none"> <li>NOT to be painted</li> <li>NOT suitable for PP, PE, PTFE</li> <li>NOT to be used for food grade applications</li> </ul>	<ul style="list-style-type: none"> <li>CE Certified EN14561-1:2012F-EXT-INT-CC 25LM</li> <li>CE Certified EN14561-2:2012G-CC 25LM</li> <li>CE Certified EN14561-3:2012 S XS1</li> <li>CE Certified EN14561-4:2012 PW-EXT-INT-CC 12,5E</li> <li>Low modulus, high deformation capability</li> <li>Maximum allowed movement: 25%</li> <li>Maximum width of the joint: 25 mm</li> <li>MEKO FREE</li> <li>Low risk for the health</li> <li>Free sales to everybody and not limited to professional users only</li> </ul> <p><b>Technical details in DOP. N. TECFVRF23-001</b></p> <div style="display: flex; align-items: center;"> <div style="border: 1px solid black; padding: 2px;"> <p>EN 15651-2012</p> <p>Sealants for non-structural use in joints in buildings and pedestrian walkways</p> </div> <div style="margin-left: 10px;"> <p>DoP</p> </div> </div>

# VPP - VPPS

## PROFESSIONAL acrylic sealant for constructions (INDOOR/OUTDOOR usages), with nozzle

- Mastic acrylique PROFESSIONNEL pour la construction (usages INTERIEUR/EXTERIEUR), avec canule
- PROFi- Acryl- Dichtstoff für Bauwerke (Anwendungen im INNEN-/AUSSENBEREICH), mit Düse
- Sellador acrílico para uso interior/exterior en construcción, línea PROFESIONAL, con boquilla
- Профессиональный акриловый герметик для строительства (для внутреннего и наружного применения), с насадкой



VPP - 300 ml cartridge



VPPS - 600 ml foil bag



WHITE GREY

Item code	Colour	Contents ml	Pcs. per carton	Pcs. per pallet
<b>In cartridge</b>				
CE VPP 01 00 300	White	300	24	1.680
CE VPP 03 00 300	Grey	300	24	1.680
<b>In foil bag</b>				
* CE VPPS 01 00 600	White	600	20	1.200
* CE VPPS 03 00 600	Grey	600	20	1.200

CE Certified / Certifié CE / CE Zulassung / Certificado CE / Сертификат CE  
 \* Available on request (quantity and lead time to be agreed) / Disponible sur demande (quantité et délai de livraison à concorder) / Verfügbar auf Anfrage (Menge und Liefertermin zu vereinbaren) / Disponible bajo solicitud (cantidad y tiempos de entrega a concorder) / На заказ (количество и срок поставки по соглашению)

Description	Usage	Advantages
<p>Acrylic Elasto-plastic sealant for INDOOR AND OUTDOOR Applications, for PROFESSIONAL USE (CE Certified F12,5P)</p> <p>Available in:                      VPP - 300 ml cartridge with standard nozzle                      VPPS - 600 ml Aluminium foil bag.</p> <p><b>- STORAGE:</b>                      5°C ÷ 25°C, keep away from direct sunlight</p> <p><b>- INSTALLATION TEMPERATURE:</b>                      (temperature of the base material)                      2°C ÷ 40°C</p> <p><b>- SERVICE TEMPERATURE:</b>                      (ambient temperature after full curing)                      -20°C ÷ +80°C</p> <p><b>- SKIN TIME:</b> 15 minutes</p> <p><b>- CURING RATE:</b> 2 mm/24 h</p>	<p>For professional use (Also conform to ISO 11600-F 12,5P) for indoor and outdoor application, good adhesion on:</p> <ul style="list-style-type: none"> <li>• Concrete</li> <li>• Gypsum</li> <li>• Masonry</li> <li>• Wood</li> </ul> <p>• Also adhere on aluminium and on some plastics (Except PE, PP, PTFE)</p> <p>• Suitable for sealing of precast concrete panels and windows</p> <p>• NOT suitable for PP, PE, PTFE</p> <p>• NOT suitable for permanent wet application.</p> <p>• NOT to be used for food grade applications</p> <p>• NOT to be used on glass and mirrors</p>	<ul style="list-style-type: none"> <li>• CE Certified EN 1561-1:2012 F-EXT-INT 12,5P</li> <li>• Maximum allowed movement: 12,5%</li> <li>• Maximum width of the joint: 30 mm</li> <li>• Paintable (compatibility tests recommended) after dry</li> </ul> <p><b>Technical details in DOP. N. VPP14001</b></p> <div style="display: flex; align-items: center;"> <div style="border: 1px solid black; padding: 2px; font-size: 8px;">                 EN 15651:2012                  Sealants for non-structural use in joints in buildings and pedestrian walkways             </div> <div style="margin-left: 10px;">                 DoP  </div> </div>

# VQ

## PROFESSIONAL rough finish acrylic sealant (indoor/outdoor usage), with nozzle

- Mastic acrylique PROFESSIONNEL pour réparations de fissures (usages INTERIEUR/EXTERIEUR), avec canule
- Profi Putzacryl Dichtstoff (Anwendung im INNEN-/AUSSENBEREICH), mit Düse
- Sellador acrílico efecto de yeso para uso interior/exterior en construcción, línea PROFESIONAL, con boquilla
- Профессиональный акрилатный герметик для заделки трещин и ремонта (для внутреннего и наружного применения), с насадкой



WHITE

Item code	Colour	Contents ml	Pcs. per carton	Pcs. per pallet
<b>In cartridge</b>				
CE VQ 01 00 300	White	300	24	1.680

CE Certified / Certifié CE / CE Zulassung / Certificado CE / Сертификат CE

Description	Usage	Advantages
<p>Acrylic Rough finish sealant PLASTER EFFECT, for PROFESSIONAL USE, 300 ml cartridge with standard nozzle.</p> <p><b>- STORAGE:</b>                      5°C ÷ 25°C, keep away from direct sunlight</p> <p><b>- INSTALLATION TEMPERATURE:</b>                      (temperature of the base material)                      2°C ÷ 40°C</p> <p><b>- SERVICE TEMPERATURE:</b>                      (ambient temperature after full curing)                      -20°C ÷ +80°C</p> <p><b>- SKIN TIME:</b> 15 minuti</p> <p><b>- CURING RATE:</b> 2 mm/24 h</p>	<p>For professional use, mimics the rough finish of plaster. Suitable for repairing and filling cracks in wall and plaster.</p> <p>Good adhesion on construction materials like:</p> <ul style="list-style-type: none"> <li>• Concrete</li> <li>• Mortar</li> <li>• Gypsum</li> <li>• Masonry</li> <li>• Wood</li> </ul> <p>• Also adhere on aluminium and on some plastics (Except PE, PP, PTFE)</p> <p>• NOT suitable for PP, PE, PTFE</p> <p>• NOT suitable for permanent wet application</p> <p>• NOT to be used for food grade applications</p> <p>• NOT to be used on glass and mirror</p>	<ul style="list-style-type: none"> <li>• Adhere on both fully dry and moist surface</li> <li>• For indoor and outdoor applications</li> <li>• Maximum width of the joint: 20 mm</li> <li>• Paintable after dry</li> <li>• Solvents free</li> </ul> <p><b>Technical details in DOP. N. VQ14001</b></p> <div style="display: flex; align-items: center;"> <div style="border: 1px solid black; padding: 2px; font-size: 8px;">                 EN 15651:2012                  Sealants for non-structural use in joints in buildings and pedestrian walkways             </div> <div style="margin-left: 10px;">                 DoP  </div> </div>

# VX

## PROFESSIONAL SILANE-terminated HYBRID polymers based adhesive/sealant, with nozzle

Colle-mastic PROFESSIONNELLE à base de polymères HYBRIDES à terminaison silane, avec canule

Profi - Hybrid-Polymer Kleb- und Dichtstoff, mit Düse

Adhesivo-Sellador a base de polímeros híbridos, línea PROFESIONAL, con boquilla

Профессиональный гибридный клей-герметики на основе MS – Полимера, с насадкой



Item code	Colour	Contents ml	Pcs. per carton	Pcs. per pallet
In cartridge				
VX 01 00 290	White	290	12	840

WHITE

Description	Usage	Advantages
<p>Adhesive-Sealant with high elasticity SILANE-terminated HYBRID polymers based, for PROFESSIONAL USE, for a wide range of applications, paintable, neutral curing, for Indoor and Outdoor applications, 290 ml cartridge with standard nozzle.</p> <p><b>- STORAGE:</b> 5°C ÷ 25°C, keep away from direct sunlight</p> <p><b>- INSTALLATION TEMPERATURE:</b> (temperature of the base material) 5°C ÷ 40°C</p> <p><b>- SERVICE TEMPERATURE:</b> (ambient temperature after full curing) -40°C ÷ +100°C</p> <p><b>- SKIN TIME:</b> 10-15 minutes</p> <p><b>- CURING RATE:</b> &gt; 3 mm/24 h</p>	<p>Good adhesion on:</p> <ul style="list-style-type: none"> <li>Metals (including cooper, brass, bronze)</li> <li>Anodized or non finished aluminium</li> <li>Hard plastic elements (except PP, PE, PTFE)</li> <li>Glass</li> <li>Mirrors</li> <li>Wood,</li> <li>Natural stones,</li> <li>Concrete,</li> <li>Building materials.</li> </ul> <p>Suitable for applications in water, can also be used in swimming pools, due to high resistance to Chlorine and acids</p> <p>Suitable also for FOOD GRADE applications (cold storage, smokebox, etc...)</p> <p>NOT suitable for PP, PE, PTFE</p>	<ul style="list-style-type: none"> <li>Maximum width of the joint: 20 mm</li> <li>Immediately paintable (tests recommended)</li> <li>Environmentally friendly: free of solvent and isocyanate</li> </ul>

# VXV

## PROFESSIONAL High Strength SILANE-terminated HYBRID polymers based adhesive with High Initial Grab, with special nozzle

Colle PROFESSIONNELLE à base de polymères HYBRIDES à terminaison silane, très bonne adhérence et grande résistance, avec canule spéciale

Profi - Hybrid-Polymer Klebstoff, sehr hohe Anfangshaftung und Festigkeit, mit spezieller Düse

Adhesivo alta adherencia inicial efecto ventosa, a base de polímeros híbridos, línea PROFESIONAL, con boquilla especial

Профессиональный Гибридный клей с высокопрочным соединением, ЭФФЕКТ ПРИСОСКИ на основе MS – Полимера, с специальной насадкой







Item code	Colour	Contents ml	Pcs. per carton	Pcs. per pallet
In cartridge				
VXV 01 00 290	White	290	12	840

WHITE

Description	Usage	Advantages
<p>HIGH STRENGTH SILANE-terminated HYBRID polymers based adhesive with HIGH INITIAL GRAB, for PROFESSIONAL use, with a WIDE RANGE OF APPLICATIONS, 290 ml cartridge with standard nozzle.</p> <p><b>- STORAGE:</b> 5°C ÷ 25°C, keep away from direct sunlight</p> <p><b>- INSTALLATION TEMPERATURE:</b> (temperature of the base material) 5°C ÷ 40°C</p> <p><b>- SERVICE TEMPERATURE:</b> (ambient temperature after full curing) -40°C ÷ +100°C</p> <p><b>- SKIN TIME:</b> 10-15 minuti</p> <p><b>- CURING RATE:</b> &gt; 3 mm/24 h</p>	<p>Good adhesion on:</p> <ul style="list-style-type: none"> <li>Metals (including cooper, zinc, lead)</li> <li>Stainless steel</li> <li>Anodized aluminium</li> <li>Hard plastic elements</li> <li>Glass</li> <li>Mirrors</li> <li>Wood</li> </ul> <p>Suitable for INSTANT bonding of baseboard, laminated panels, window sills, etc...</p> <p>Ideal for metalworks, shipbuilding and automotive industrie</p> <p>NOT suitable for PP, PE, PTFE</p> <p>NOT to be used for food grade applications</p> <p>NOT to be used on glass and mirrors</p>	<ul style="list-style-type: none"> <li>High thickness of adhesive allowed: up to 20mm for joining irregular surfaces</li> <li>Environmentally friendly: free of solvent and isocyanate</li> <li>Immediately paintable (tests recommended)</li> </ul>

## DH

### Professional caulking gun for sealants and resins, with puncture wire

-  Pistolet professionnel pour silicones et résines
-  Professionelle Pistole für Dichtstoff und Harz
-  Pistola profesional manual para selladores y resinas
-  Профессиональный пистолет для герметиков и смол, с проводом







Item code	Suitable for foil bag of: ml	Pcs. per carton
DH 01 01 300	280 - 290 - 300 - 310	4

#### Description / Description / Beschreibung / Descripción / Описание

Professional metal caulking gun for sealant and resin cartridges (280-290-300-310 ml), black aluminium handle and black steel trigger with puncture wire.  
Mechanical ratio: 12:1  
Pitch: 7 mm

## WL

### Caulking gun for sealants with drop-save and puncture wire

-  Pistolet manuel pour silicones
-  Handpistole für Dichtstoffe
-  Pistola manual semi-profesional para selladores
-  Пистолет для герметика. Скелетный, усиленный. Противокапельная система, с проводом







Item code	Suitable for foil bag of: ml	Pcs. per carton
WL 01 00 300	280 - 290 - 300 - 310	6

#### Description / Description / Beschreibung / Descripción / Описание

Skeleton type metal caulking gun for cartridges (280-290-300-310 ml) with drop-save device, zinc alloy handle and metal trigger with puncture wire.  
Mechanical ratio: 7:1  
Pitch: 12 mm

## WM

### Professional caulking gun for sealants in foil bag

-  Pistolet professionnel pour silicones en poche alu
-  Professionelle Pistole für Dichtstoffe in Alu-Beutel
-  Pistola manual profesional para selladores en salchicha
-  Пистолет для выдавливания герметика в пакете из алюминиевой фольги



Item code	Suitable for foil bag of: ml	Pcs. per carton
WM 01 00 600	300 - 400 - 600	1

#### Description / Description / Beschreibung / Descripción / Описание

Professional caulking gun for foil bag (300-400-600 ml), aluminium handle and trigger, steel plunger rod and plastic funnel pull-handle, aluminium tubular sealant holder.  
Mechanical ratio: 12:1  
Pitch: 7 mm

# BAD

## PROFESSIONAL 360° swivel nozzle for sealant/adhesive cartridges, white colour

- Canule PROFESSIONNELLE spéciale tournante 360° pour cartouches silicone/colle mastic, blanc
- Spezielle drehbare 360° PROFI- Düse für Dicht- und Klebstoff Kartuschen, weiß
- Boquilla profesional articulable 360° para cartuchos de selladores y adhesivos, blanca
- Профессиональная поворотная насадка 360° для герметика / клей картриджей, белого цвета



Item code	Length (mm)	Suitable for cartridges of: ml	Pcs. per box	Pcs. per carton
BAD 00 00 110	110	280 - 290 - 300 - 310	30	300

Usage / Utilisation / Benutzung / Uso / Применение



360° swivel nozzle for sealing in difficult locations.

Box / Boîte / Verpackung / Caja / Упаковка



# ZK

## Extension for nozzle for sealant/adhesive cartridges, white colour

- Prolonge pour cartouches silicone/colle mastic, blanc
- Verlängerung für Dicht- und Klebstoff Kartuschen, weiß
- Prolonga para boquillas, blanca
- Удлинитель для насадки для герметика / клей картриджей, белого цвета



Item code	Length (mm)	Suitable for cartridges of: ml	Pcs. per box	Pcs. per carton
ZK 00 00 130	130	280 - 290 - 300 - 310	30	300

Box / Boîte / Verpackung / Caja / Упаковка



# ZU

## Nozzle with protection cap for sealant/adhesive cartridges, natural white colour

- Canule avec bouchon de protection pour cartouches silicone/colle mastic, blanc naturel
- Düse mit Schutzkappe für Dicht- und Klebstoff Kartuschen, weiß
- Boquilla para cartuchos de selladores y adhesivos, con tapón, blanca
- Насадка с защитным колпачком для герметика / клей картриджей, белого цвета







Item code	Length (mm)	Suitable for cartridges of: ml	Pcs. per box	Pcs. per carton
ZU 00 00 100	100	280 - 290 - 300 - 310	30	300

Box / Boîte / Verpackung / Caja / Упаковка




## ZO

### Standard nozzle for sealant/adhesive cartridges, natural white colour

-  Canule standard pour cartouches silicone/colle mastic, blanc naturel
-  Standarddüse für Dicht- und Klebstoff Kartuschen, weiß
-  Boquilla estándar para cartuchos de selladores y adhesivos, blanca
-  Стандартная насадка для герметика / клей картриджей, белого цвета







Item code	Length (mm)	Suitable for cartridges of: ml	Pcs. per box	Pz. imballo
 ZO 00 00 110	110	280 - 290 - 300 - 310	24	240

Box / Boîte / Verpackung / Caja / Упаковка



## ZV

### Special nozzle for high viscosity sealant/adhesive cartridges, natural white colour

-  Canule spéciale pour cartouches silicone/colle mastic haute viscosité, blanc naturel
-  Spezielle Düse für Dicht- und Klebstoff Kartuschen mit hoher Viskosität, weiß
-  Boquilla especial para cartuchos de selladores y adhesivos de alta viscosidad, blanca
-  Специальная насадка для высокой вязкость герметика / клей картриджей, белого цвета







Item code	Length (mm)	Suitable for cartridges of: ml	Pcs. per box	Pcs. per carton
ZV 00 00 060	60	280 - 290 - 300 - 310	30	300

Box / Boîte / Verpackung / Caja / Упаковка



## ZW

### Nozzle for sealant/adhesive in aluminium foil bag, natural white colour






-  Canule pour poche de silicone/colle mastic, blanc naturel
-  Spezielle Düse für Dicht- und Klebstoff Beutel, weiß
-  Boquilla para selladores y adhesivos en salchicha, blanca
-  Насадка для герметика / клей в пакете из алюминиевой фольги, белого цвета



Item code	Length (mm)	Suitable for cartridges of: ml	Pcs. per box	Pcs. per carton
ZW 00 00 120	120	300 - 400 - 600	10	100

Box / Boîte / Verpackung / Caja / Упаковка



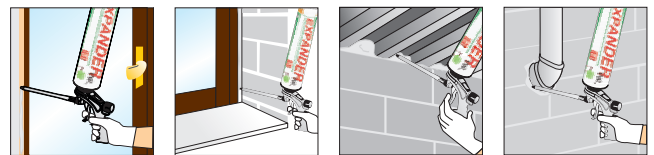
-  **One-component polyurethane foam, B3 fire resistance class, with plastic nozzle and disposable glove**
-  Mousse polyuréthane monocomposant, classe de résistance au feu B3, avec injecteur de plastique et gants jetables
-  Einzelkomponent-Polyurethanschaum, Feuerwiderstandsklasse B3, mit Einspritzdüse und Einweghandschuhe
-  Espuma de poliuretano monocomponente, clase B3 con resistencia al fuego, completo de boquilla de plástico y guantes desechables
-  Полиуритановая пена, класс пожаробезопасности В3 в комплекте с пластиковой насадкой и одноразовыми перчатками

**BR 02** in gun can / pour pistolet / für Handpistole / uso pistola / для пистолетного использования



Item code	Contents	Pcs. per carton	Pcs. per pallet
	ml		
BR 02 00 750	750	12	840

Usage / Utilisation / Benutzung / Uso / Применение

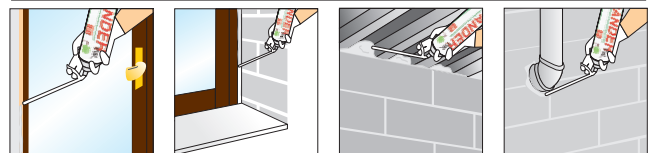


**BR 03** in manual can / à utilisation manuelle / Manuell / extrusión manual / для ручного использования



Item code	Contents	Pcs. per carton	Pcs. per pallet
	ml		
BR 03 00 750	750	12	840

Usage / Utilisation / Benutzung / Uso / Применение



Description	Usage	Advantages
<p><b>BR EXPANDER PUR</b> is a One-Component polyurethane foam suitable for installing and sealing frames, insulation panels (polystyrene, polyurethane) and for fillings and soundproofings. Single use gloves included.</p> <p><b>BR02</b> Gun can, to be used with Professional gun (Tecfi Item code BS01).</p> <p><b>BR03</b> Manual can with stroke.</p> <p><b>- STORAGE:</b> +5°C ÷ +25°C, keep away from direct sunlight</p> <p><b>- INSTALLATION TEMPERATURE:</b> +5°C ÷ +30°C</p> <p><b>- SKIN TIME:</b> 10 minutes</p> <p><b>- CAN BE CUTTED AFTER:</b> 20-25 minutes</p> <p><b>- YELD:</b> max 47 L</p> <p><b>- ACOUSTIC INSULATION:</b> 58 dB</p>	<p>High adhesion on all building materials as:</p> <ul style="list-style-type: none"> <li>• Wood</li> <li>• Concrete</li> <li>• Bricks</li> <li>• Could also be used on some non-porous surfaces as aluminium, metals and plastic materials (except PE, PP, PTFE, silicone).</li> <li>• NOT suitable for PP, PE, PTFE</li> <li>• NOT suitable for silicone</li> <li>• NOT to be used for food grade applications</li> <li>• NOT to be used under water</li> </ul>	<ul style="list-style-type: none"> <li>• High adhesion</li> <li>• B3 Fire reaction</li> <li>• Effective Acousting insulation</li> <li>• Can be painted or covered with plaster</li> <li>• Ideal for filling big gaps</li> <li>• Paintable (tests recommended) once dry</li> </ul>

**One-component polyurethane foam for roofing, B3 fire resistance class, with plastic nozzle and safety gloves**

Mousse polyuréthane monocomposant, pour couvertures, classe de résistance au feu B3, avec injecteur de plastique et gants jetables

Einzelkomponent-Polyurethanschaum für Dächer, Feuerwiderstandsklasse B3, mit Einspritzdüse und Einweghandschuhe

Espuma de poliuretano monocomponente para techos, clase B3 con resistencia al fuego, completo de boquilla de plástico y guantes desechables

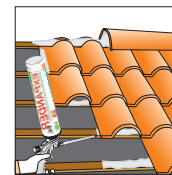
Однокомпонентная полиуритановая пена для кровлей, класс пожаробезопасности В3 в комплекте одноразовыми перчатками

**BRC 02** in gun can / pour pistolet / für Handpistole / uso pistola / для пистолетного использования



Item code	Contents ml	Pcs. per carton	Pcs. per pallet
BRC 02 00 750	750	12	840

Usage / Utilisation / Benutzung / Uso / Применение

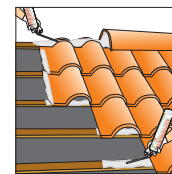


**BRC 03** in manual can / à utilisation manuelle / Manuell / extrusión manual / для ручного использования



Item code	Contents ml	Pcs. per carton	Pcs. per pallet
BRC 03 00 750	750	12	840

Usage / Utilisation / Benutzung / Uso / Применение



Description	Usage	Advantages
<p><b>BRC EXPANDER PUR</b> is a One-Component polyurethane foam suitable for fixing and sealing roof tiles and further lightweight elements in wall and roof. Also suitable for installing and sealing metal sheets, frames, insulation panels (polystyrene, polyurethane) and for fillings and soundproofings.</p> <p>The special low expansion and high adhesion formulation put BRC as first choice in all application where gap filling capacity and good adhesion performances are required.</p> <p><b>BRC02</b> Gun can, to be used with Professional gun (Tecfi Item code BS01)</p> <p><b>BRC03</b> Manual can with stroke</p> <p><b>- STORAGE:</b> +5°C ÷ +25°C, keep away from direct sunlight</p> <p><b>- INSTALLATION TEMPERATURE:</b> +5°C ÷ +30°C</p> <p><b>- SKIN TIME:</b> 5-10 minutes</p> <p><b>- CAN BE CUTTED AFTER:</b> 20-25 minutes</p> <p><b>- YELD:</b> 60 ÷ 80 linear meter (7 ÷ 10 m<sup>2</sup>)</p> <p><b>- ACOUSTIC INSULATION:</b> 58 dB</p>	<p>High adhesion on all building materials as:</p> <ul style="list-style-type: none"> <li>• Wood</li> <li>• Concrete</li> <li>• Bricks</li> <li>• Could also be used on some non-porous surfaces as aluminium, metals and plastic materials (except PE, PP, PTFE, silicone).</li> <li>• NOT suitable for PP, PE, PTFE</li> <li>• NOT suitable for silicone</li> <li>• NOT to be used for food grade applications</li> <li>• NOT to be used under water</li> </ul>	<ul style="list-style-type: none"> <li>• High yielding</li> <li>• B3 Fire reaction</li> <li>• Low expansion, do not lift tiles</li> <li>• Effective Acousting insulation</li> <li>• Can be painted or covered with plaster</li> <li>• Ideal for filling big gaps</li> <li>• Paintable (tests recommended) once dry</li> </ul>



# BRR 01

**EXPANDER**<sup>PUR</sup>


🇬🇧 **EXPANDER PUR-EI - One-component polyurethane foam FIRE RESISTANT - max class EI 240 (EN 13501-2), with safety gloves**

🇫🇷 EXPANDER PUR-EI - Mousse polyuréthane monocomposant, résistante au feu - max EI 240 (EN13501-2), avec gants jetables




🇩🇪 EXPANDER PUR-EI - Einzelkomponent-Polyurethanschaum Brandschutzgeprüft - max EI 240 (EN13501-2), mit Einweghandschuhe

🇪🇸 EXPANDER PUR-EI - Espuma de poliuretano monocomponente RESISTENTE AL FUEGO - max EI 240 (EN 13501-2), con guantes desechables

🇷🇺 EXPANDER PUR-EI - Огнестойкая однокомпонентная полиуретановая пена - до EI 240 (EN13501-2), в комплекте с одноразовыми перчатками



Item code	Contents ml	Pcs. per carton	Pcs. per pallet
BRR 01 00 750	750	12	840

Description	Usage	Advantages
<p>EXPANDER PUR-EI is a one component, fire resistant, polyurethane foam EI 240 classified according to EN 13501-2:2009.</p> <p>Plastic nozzle and disposable gloves included.</p> <p>- <b>STORAGE:</b> +5°C ÷ +30°C, keep away from direct sunlight</p> <p>- <b>INSTALLATION TEMPERATURE:</b> +5°C ÷ +30°C</p> <p>- <b>SKIN TIME:</b> 6-10 minutes</p> <p>- <b>CAN BE CUTTED AFTER:</b> 30 minutes</p> <p>- <b>YELD:</b> 40 liters</p>	<p>BRR is suitable for insulating and sealing gaps between walls, windows and frames, doors, pipes and electrical installations. The special formulation provides excellent adhesion on:</p> <ul style="list-style-type: none"> <li>• Wood</li> <li>• Concrete</li> <li>• Brick</li> <li>• Metals</li> <li>• Glass</li> <li>• Fiber cement</li> <li>• Most plastic materials (Except PE, PP, PTFE).</li> </ul> <p>For the installation of doors and window frames, mechanical connectors and struts are required.</p>	<ul style="list-style-type: none"> <li>• HIGH FIRE RESISTANCE, classified up to EI 240 according to EN13501-2:2009</li> <li>• Classification report n° CSI1978FR</li> <li>• Paintable (tests recommended) once dry.</li> <li>• Good resistance to water, detergents, and micro-organisms.</li> </ul> <div style="display: flex; align-items: center;"> <div style="margin-right: 10px;"> <p>Technical Data Sheet</p>  </div>  </div> <div style="margin-top: 10px;"> <p>Fire test report</p>  </div>

# BS 01

🇬🇧 **Professional gun for polyurethane foam**

🇫🇷 Pistolet professionnel pour mousse polyuréthane

🇩🇪 Professionelle Handpistole für Polyurethanschaum

🇪🇸 Pistola profesional para espuma de poliuretano

🇷🇺 Профессиональный пистолет для полиуритановой пены



Item code	Contents ml	Pcs. per carton
BS 01 00 000	1	10

# BRP 01

🇬🇧 **Professional Gun Cleaner for Polyurethane Foams**

🇫🇷 Nettoyant professionnel pour pistolet de mousse polyuréthane (art. BS 01)

🇩🇪 Reiniger für Polyurethanschaum- Pistole (Art.BS 01)

🇪🇸 Limpiador profesional para pistolas (código BS 01)

🇷🇺 Профессиональный очиститель для пистолетов (код BS 01)



Item code	Contents ml	Pcs. per carton	Pcs. per pallet
BRP 01 00 500	500	12	840

Description	Usage	Advantages
<p>PROFESSIONAL cleaner (solvent) for PU foam guns (Tecfi item code BS 01). To remove uncured foams, CFC Free.</p> <p>- <b>STORAGE:</b> +5°C ÷ +25°C, keep away from direct sunlight</p>	<p>Suitable to clean gun strokes and gun adaptor.</p> <p>Not suitable for sensitive surfaces like paint and coloured surfaces, sintetic material and textiles.</p>	<p>Remove residual of uncured foam and prevent gun jamming</p> <p>Universal, suitable for all guns</p>





🇺🇰 Nylon cable ties, CE Certified

🇫🇷 Collier de câblage en nylon  
🇩🇪 Kabelbinder aus Nylon  
🇪🇸 Bidas de Nylon  
🇷🇺 Нейлоновые стяжки

386



🇺🇰 Fastening and cutting steel tools for nylon cable ties

🇫🇷 Pistolet de montage pour serrer et couper les colliers serre-câbles  
🇩🇪 Kabelbinder Spannzanze zum Spannen und Abschneiden von Nylon- Kabelbinder  
🇪🇸 Herramientas de metal para apretar y cortar bidas de nylon  
🇷🇺 Пистолеты для нейлоновых стяжек

389



🇺🇰 Hose clamp with worm gear drive

🇫🇷 Collier de serrage avec vis sans fin  
🇩🇪 Schlauchschellen mit Wurm Drive  
🇪🇸 Abrazadera metálica sin fin  
🇷🇺 Зажим для труб с червячным винтом

390



🇺🇰 Hose clamp with hex head screw

🇫🇷 Collier de serrage avec vis tête hex  
🇩🇪 Schlauchschellen mit Sechskantschrauben  
🇪🇸 Abrazadera metálica con tornillo cabeza hexagonal  
🇷🇺 Зажим для труб с шестиугольной головкой

394



🇺🇰 Band for cut to length hose clamp

🇫🇷 Bande pour collier de serrage  
🇩🇪 Band für Endlos- Schlauchschellen  
🇪🇸 Cinta para abrazadera metálica a medida  
🇷🇺 Лента для металлического зажима в размере

395



🇺🇰 One and two holes steel clips

🇫🇷 Agrafe zinguée à un ou deux trous  
🇩🇪 Verzinkte Schelle mit eins oder zwei Löchern  
🇪🇸 Grapas de acero  
🇷🇺 Стальные зажимы для труб

396



🇺🇰 Steel collar for wire rope fixing

🇫🇷 Collier zingué pour fixation de câbles  
🇩🇪 Verzinkte Rohrschelle für Befestigung von Stahl  
🇪🇸 Abrazaderas de acero para fijar tubos  
🇷🇺 Стальные хомуты для труб

397



🇺🇰 Dual thread screw

🇫🇷 Vis double filet  
🇩🇪 Doppelgewindeschrauben  
🇪🇸 Tornillo doble rosca  
🇷🇺 Шуруп с двойной резьбой

397



🇺🇰 Nylon collar with multi purpose anchor

🇫🇷 Collier de câblage en nylon avec cheville universelle  
🇩🇪 Nylonrohrschelle mit Universaldübel,  
🇪🇸 Abrazadera de nylon con taco universal  
🇷🇺 Нейлоновый хомут с универсальным дюбелем

398



🇺🇰 Polyester and pre-galvanized steel bands in roll

🇫🇷 Bande perforée en polyester et en acier pré-galvanisé dans rouleau  
🇩🇪 Lochband aus Polyester und vorverzinktem Stahl in Plastikrolle  
🇪🇸 Cintas de polyester y de acero pregalvanizado  
🇷🇺 Крепежные ленты из полиэстера и стали

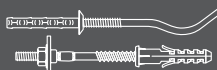
399



🇺🇰 Impact nail and setting tool

🇫🇷 Clou à marteler et outil de pose  
🇩🇪 Einschlagbolzen und Setzeisen  
🇪🇸 Clavos de percusión y clavadora  
🇷🇺 Забивной гвоздь и инструмент для забивания

400



🇺🇰 Hydraulic and thermal accessories

🇫🇷 Accessoires pour la fixation de sanitaires  
🇩🇪 Sanitärbefestigungszubehör  
🇪🇸 Accesorios hidráulicos  
🇷🇺 Аксессуары для санузлов

401



🇺🇰 Fixing system for WC/Bidet

🇫🇷 Système de fixation pour WC/Bidet  
🇩🇪 Bodenbefestigungssystem für WC/Bidet  
🇪🇸 Conjunto para la fijación de WC y bidet  
🇷🇺 Система крепления напольного монтажа унитаза/биде

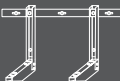
402



🇺🇰 “U” - bolt for pipes fixing

🇫🇷 Etrier en “U” pour la fixation de tubes  
🇩🇪 Rundstahlbügel zur Rohrbefestigung  
🇪🇸 Abarcón para tubería varia  
🇷🇺 Крепеж типа “U” для труб

403



🇺🇰 “L” - brackets for air conditioners

🇫🇷 Console pour conditionneurs  
🇩🇪 Konsole für Klimaanlage  
🇪🇸 Soportes para acondicionadores  
🇷🇺 Кронштейнеры для кондиционеров

403



🇺🇰 Steel collars for PVC pipe fixing

🇫🇷 Collier zingué pour tubes pluviaux en PVC  
🇩🇪 Rohrschelle für Regenrohre aus PVC  
🇪🇸 Abrazaderas de acero para tubería de PVC  
🇷🇺 Стальные хомуты для крепления труб из ПВХ

406



🇺🇰 Steel squared collars for PVC pipe fixing

🇫🇷 Collier zingué carré pour tubes pluviaux en PVC  
🇩🇪 Vierkant-Rohrschelle für Regenrohre aus PVC  
🇪🇸 Abrazaderas cuadradas de acero para tubería de PVC  
🇷🇺 Стальные квадратные хомуты для крепления труб из ПВХ

407



🇺🇰 Steel collars with welded nut, for heavy pipe fixing

🇫🇷 Collier en acier avec écrou à souder pour tubes lourdes  
🇩🇪 Rohrschelle mit Anlötmutter für schwere Regenrohre  
🇪🇸 Abrazaderas de acero para tubería pesada  
🇷🇺 Стальные хомуты с гайкой для крепления тяжелых труб

409



🇺🇰 Collars with pressed nut for flue pipe fixing

🇫🇷 Collier avec écrou à souder pour tuyau d'évacuation de la fumée  
🇩🇪 Rohrschelle mit Anlötmutter für Rauchabzugsrohr  
🇪🇸 Abrazadera de acero para conductos de humo  
🇷🇺 Хомуты с гайкой для дымоотвода

410

## 🇺🇰 Light pipes and cables fixing systems

🇫🇷 Systèmes pour fixation de Cables et Sanitaires

🇩🇪 Befestigungssysteme für Rohre und Kabel

🇪🇸 Sistemas para fijaciones de Cables y Sanitarios

🇷🇺 Крепежные системы для сантехники и кабеля

# 10

**🇬🇧 Natural white nylon cable tie (Nylon 6.6) in small sealed bag (100 pcs.) with zipper (up to 4,6x360)**

**🇫🇷 Collier de câblage en nylon blanc (Nylon 6.6), dans petite enveloppe (100pcs.) avec fermeture zip (zip jusqu'à 4,6x360)**

**🇩🇪 Kabelbinder aus Nylon (6.6), naturweiß, in Beutel (100 St.) mit Reißverschluss (bis 4,6x360)**

**🇪🇸 Brida de Nylon blanco natural (Nylon 6.6) en bolsa con cremallera (100 uds.) - (hasta 4,6x360)**

**🇷🇺 Нейлоновая стяжка белого цвета (Нейлон 6.6), упаковка - 100 шт в мешочке с молнией (до размера 4,6x360)**



Item code	Size	Ø Bundle	Max operating load N (kg)	Pcs. per Small bag	Pcs. per Master bag (10 Small bags)	Pcs. per Carton
	W x L (mm)	Min / Max (mm)				
UL CE JK 02 50 080	2,5 x 80	3 / 14	80 (8 kg)	100	1.000	30.000
UL CE JK 02 50 100	2,5 x 100	3 / 20,5	80 (8 kg)	100	1.000	25.000
UL CE JK 02 50 130	2,5 x 130	3 / 30	80 (8 kg)	100	1.000	20.000
UL CE JK 02 50 160	2,5 x 160	3 / 39,8	80 (8 kg)	100	1.000	15.000
UL CE JK 02 50 200	2,5 x 200	3 / 52,5	80 (8 kg)	100	1.000	10.000
UL CE JK 03 60 140	3,6 x 140	3,5 / 33	180 (18 kg)	100	1.000	12.000
UL CE JK 03 60 200	3,6 x 200	3,5 / 46	180 (18 kg)	100	1.000	10.000
UL CE JK 03 60 300	3,6 x 300	3,5 / 84	180 (18 kg)	100	1.000	5.000
UL CE JK 03 60 370	3,6 x 370	3,5 / 106	180 (18 kg)	100	1.000	5.000
UL CE JK 04 60 120	4,8 x 120	3,5 / 23,8	230 (23 kg)	100	1.000	10.000
UL CE JK 04 60 160	4,8 x 160	3,5 / 36,6	230 (23 kg)	100	1.000	8.000
UL CE JK 04 60 180	4,8 x 180	3,5 / 43	230 (23 kg)	100	1.000	8.000
UL CE JK 04 60 200	4,8 x 200	3,5 / 49,5	230 (23 kg)	100	1.000	6.000
UL CE JK 04 60 250	4,8 x 250	3,5 / 65	230 (23 kg)	100	1.000	5.000
UL CE JK 04 60 300	4,8 x 300	3,5 / 81	230 (23 kg)	100	1.000	5.000
UL CE JK 04 60 360	4,8 x 360	3,5 / 100	230 (23 kg)	100	1.000	5.000
UL CE JK 04 60 390	4,8 x 390	3,5 / 110	230 (23 kg)	100	1.000	5.000
UL CE JK 04 60 430	4,8 x 430	3,5 / 122,5	230 (23 kg)	100	1.000	4.000
UL CE JK 04 60 500	4,8 x 500	3,5 / 145	230 (23 kg)	100	1.000	3.000
UL CE JK 07 60 150	7,6 x 150	8,5 / 35	540 (55 kg)	100	1.000	5.000
UL CE JK 07 60 200	7,6 x 200	8,5 / 50,9	540 (55 kg)	100	1.000	5.000
UL CE JK 07 60 250	7,6 x 250	8,5 / 66,8	540 (55 kg)	100	1.000	3.000
UL CE JK 07 60 300	7,6 x 300	8,5 / 82,8	540 (55 kg)	100	1.000	2.000
UL CE JK 07 60 365	7,6 x 365	8,5 / 103,5	540 (55 kg)	100	1.000	2.000
UL CE JK 07 60 450	7,6 x 450	8,5 / 130,5	540 (55 kg)	100	1.000	2.000
UL CE JK 07 60 540	7,6 x 540	8,5 / 159	540 (55 kg)	100	1.000	2.000
UL CE JK 08 80 550	8,8 x 550	8,5 / 163,5	800 (82 kg)	100	-	1.000
UL CE JK 08 80 780	8,8 x 780	8,5 / 235,5	800 (82 kg)	100	-	800
UL CE JK 08 81 220	8,8 x 1220	78 / 375,5	800 (82 kg)	100	-	500
UL CE JK 12 50 530	12,4 x 530	10 / 156	1200 (122 kg)	100	-	800
UL CE JK 12 50 650	12,4 x 650	14 / 195	1200 (122 kg)	100	-	800
UL CE JK 12 51 000	12,4 x 1000	18 / 315	1200 (122 kg)	100	-	500

**CE** CE Certified size according to EN 62275:2009 / Mesure certifiée CE selon EN 62275:2009 / CE zugelassene Abmessung nach EN 62275:2009 / Medida Homologada CE según EN 62275:2009 / CE Сертифицированный размер, в соответствии с EN 62275:2009

**UL** UL listed size, according to ANSI/UL 62275-ML n° E338314 / Mesure certifiée UL, selon ANSI/UL 62275-ML n° E338314 / UL zugelassene Abmessung, nach ANSI/UL 62275-ML n° E338314 / Medida Homologada UL, según ANSI/UL 62275-ML n° E338314 / UL Сертифицированный размер, в соответствии с ANSI / UL 62275-ML номер E338314

Technical Data Sheet



**LISTED**  
ANSI/UL 62275  
ML n° E338314

Usage / Utilisation / Benutzung / Uso / Применение



Setting tools for cable ties see next pages (Item code JS).



Box / Boîte / Verpackung / Caja / Упаковка



Tecfi solution for BIF revolution



Small Bag (with zipper up to 100 pz.)

Master Bag

Master Carton

\* Some sizes not packed in Master Bag (see table)

## Black nylon cable tie (Nylon 6.6) in small sealed bag (100 pcs.) with zipper (up to 4,6x360)

Collier de câblage en nylon noir (Nylon 6.6), dans petite enveloppe (100 pcs.) avec fermeture zip (zip jusqu'à 4,6x360)

Kabelbinder aus Nylon (6.6), schwarz, in Beutel (100 St.) mit Reißverschluss (bis 4,6x360)

Brida de Nylon negra (Nylon 6.6) en bolsa con cremallera (100 uds.) - (hasta 4,6x360)

Нейлоновая стяжка черного цвета (Нейлон 6.6), упаковка - 100 шт в мешочке с молнией (до размера 4,6x360)



Item code	Size W x L (mm)	Ø Bundle Min / Max (mm)	Max operating load N (kg)	Pcs. per Small bag	Pcs. per Master bag (10 Small bags)	Pcs. per Carton
CE JR 02 50 080	2,5 x 80	3 / 14	80 (8 kg)	100	1.000	30.000
CE JR 02 50 100	2,5 x 100	3 / 20,5	80 (8 kg)	100	1.000	25.000
CE JR 02 50 130	2,5 x 130	3 / 30	80 (8 kg)	100	1.000	20.000
CE JR 02 50 160	2,5 x 160	3 / 39,8	80 (8 kg)	100	1.000	15.000
CE JR 02 50 200	2,5 x 200	3 / 52,5	80 (8 kg)	100	1.000	10.000
CE JR 03 60 140	3,6 x 140	3,5 / 33	180 (18 kg)	100	1.000	12.000
CE JR 03 60 200	3,6 x 200	3,5 / 46	180 (18 kg)	100	1.000	10.000
CE JR 03 60 300	3,6 x 300	3,5 / 84	180 (18 kg)	100	1.000	5.000
CE JR 03 60 370	3,6 x 370	3,5 / 106	180 (18 kg)	100	1.000	5.000
CE JR 04 60 120	4,8 x 120	3,5 / 23,8	230 (23 kg)	100	1.000	10.000
CE JR 04 60 160	4,8 x 160	3,5 / 36,6	230 (23 kg)	100	1.000	8.000
CE JR 04 60 180	4,8 x 180	3,5 / 43	230 (23 kg)	100	1.000	8.000
CE JR 04 60 200	4,8 x 200	3,5 / 49,5	230 (23 kg)	100	1.000	6.000
CE JR 04 60 250	4,8 x 250	3,5 / 65	230 (23 kg)	100	1.000	5.000
CE JR 04 60 300	4,8 x 300	3,5 / 81	230 (23 kg)	100	1.000	5.000
CE JR 04 60 360	4,8 x 360	3,5 / 100	230 (23 kg)	100	1.000	5.000
CE JR 04 60 390	4,8 x 390	3,5 / 110	230 (23 kg)	100	1.000	5.000
CE JR 04 60 430	4,8 x 430	3,5 / 122,5	230 (23 kg)	100	1.000	4.000
CE JR 04 60 500	4,8 x 500	3,5 / 145	230 (23 kg)	100	1.000	3.000
CE JR 07 60 150	7,6 x 150	8,5 / 35	540 (55 kg)	100	1.000	5.000
CE JR 07 60 200	7,6 x 200	8,5 / 50,9	540 (55 kg)	100	1.000	5.000
CE JR 07 60 250	7,6 x 250	8,5 / 66,8	540 (55 kg)	100	1.000	3.000
CE JR 07 60 300	7,6 x 300	8,5 / 82,8	540 (55 kg)	100	1.000	2.000
CE JR 07 60 365	7,6 x 365	8,5 / 103,5	540 (55 kg)	100	1.000	2.000
CE JR 07 60 450	7,6 x 450	8,5 / 130,5	540 (55 kg)	100	1.000	2.000
CE JR 07 60 540	7,6 x 540	8,5 / 159	540 (55 kg)	100	1.000	2.000
CE JR 08 80 550	8,8 x 550	8,5 / 163,5	800 (82 kg)	100	-	1.000
CE JR 08 80 780	8,8 x 780	8,5 / 235,5	800 (82 kg)	100	-	800
CE JR 08 81 220	8,8 x 1220	78 / 375,5	800 (82 kg)	100	-	500
CE JR 12 50 530	12,4 x 530	10 / 156	1200 (122 kg)	100	-	800
CE JR 12 50 650	12,4 x 650	14 / 195	1200 (122 kg)	100	-	800
CE JR 12 51 000	12,4 x 1000	18 / 315	1200 (122 kg)	100	-	500

CE Certified size according to EN 62275:2009 / Mesure certifiée CE selon EN 62275:2009 / CE zugelassene Abmessung nach EN 62275:2009 / Medida Homologada CE según EN 62275:2009 / CE Сертифицированный размер, в соответствии с EN 62275:2009

UL listed size, according to ANSI/UL 62275-ML n° E338314 / Mesure certifiée UL selon ANSI/UL 62275-ML n° E338314 / UL zugelassene Abmessung, nach ANSI/UL 62275-ML n° E338314 / Medida Homologada UL, según ANSI/UL 62275-ML n° E338314 / UL Сертифицированный размер, в соответствии с ANSI / UL 62275-ML номер E338314

Technical Data Sheet



LISTED  
ANSI/UL 62275  
ML n° E338314

Usage / Utilisation / Benutzung / Uso / Применение



Setting tools for cable ties see next pages (Item code JS).













Box / Boîte / Verpackung / Caja / Упаковка



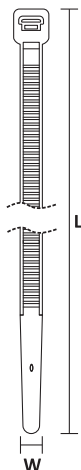
\* Some sizes not packed in Master Bag (see table)




# JKM - JRM

 Until stockout  
 Jusqu'à épuisement de stocks  
 Solange der Vorrat reicht  
 Hasta agotar existencias  
 до окончания стока


-  **Nylon cable tie (Nylon 6.6) in small sealed bag (1.000 pcs.)**
-  Collier de câblage en nylon (Nylon 6.6), dans petite enveloppe (1.000pcs.)
-  Kabelbinder aus Nylon (6.6), in Beutel (1.000 St.)
-  Brida de Nylon (Nylon 6.6) en bolsa con cremallera (1.000 uds.)
-  Нейлоновая стяжка (Нейлон 6.6), упаковка - 1.000 шт в мешочке

**JKM** Natural white / blanc / naturweiß / blanco natural / белого цвета



Item code	Size W x L (mm)	Ø Bundle Min / Max (mm)	Max operating load N (kg)	Pcs. per Master bag	Pcs. per Carton
 <b>CE</b> JKM 04 60 120	4,8 x 120	3,5 / 23,8	230 (23 kg)	1.000	20.000
 <b>CE</b> JKM 04 60 160	4,8 x 160	3,5 / 36,6	230 (23 kg)	1.000	20.000
 <b>CE</b> JKM 04 60 200	4,8 x 200	3,5 / 49,5	230 (23 kg)	1.000	15.000

 **CE Certified size according to EN 62275:2009** / Mesure certifiée CE selon EN 62275:2009 / CE zugelassene Abmessung nach EN 62275:2009 / Medida Homologada CE según EN 62275:2009 / CE Сертифицированный размер, в соответствии с EN 62275:2009

 **UL listed size, according to ANSI/UL 62275-ML n° E338314** / Mesure certifiée UL, selon ANSI/UL 62275-ML n° E338314 / UL zugelassene Abmessung, nach ANSI/UL 62275-ML n° E338314 / Medida Homologada UL, según ANSI/UL 62275-ML n° E338314 / UL Сертифицированный размер, в соответствии с ANSI / UL 62275-ML номер E338314



**LISTED**  
ANSI/UL 62275  
ML n° E338314



Usage / Utilisation / Benutzung / Uso / Применение



Setting tools for cable ties see next pages (Item code JS).







Box / Boîte / Verpackung / Caja / Упаковка




**JRM** Black / noir / schwarz / negra / черного цвета



Item code	Size W x L (mm)	Ø Bundle Min / Max (mm)	Max operating load N (kg)	Pcs. per Master bag	Pcs. per Carton
 <b>CE</b> JRM 02 50 080	2,5 x 80	3 / 14	80 (8 kg)	1.000	75.000
 <b>CE</b> JRM 02 50 130	2,5 x 130	3 / 30	80 (8 kg)	1.000	35.000
 <b>CE</b> JRM 02 50 160	2,5 x 160	3 / 39,8	80 (8 kg)	1.000	30.000
 <b>CE</b> JRM 03 60 140	3,6 x 140	3,5 / 33	180 (18 kg)	1.000	25.000

 **CE Certified size according to EN 62275:2009** / Mesure certifiée CE selon EN 62275:2009 / CE zugelassene Abmessung nach EN 62275:2009 / Medida Homologada CE según EN 62275:2009 / CE Сертифицированный размер, в соответствии с EN 62275:2009

 **UL listed size, according to ANSI/UL 62275-ML n° E338314** / Mesure certifiée UL, selon ANSI/UL 62275-ML n° E338314 / UL zugelassene Abmessung, nach ANSI/UL 62275-ML n° E338314 / Medida Homologada UL, según ANSI/UL 62275-ML n° E338314 / UL Сертифицированный размер, в соответствии с ANSI / UL 62275-ML номер E338314



**LISTED**  
ANSI/UL 62275  
ML n° E338314



Usage / Utilisation / Benutzung / Uso / Применение



Setting tools for cable ties see next pages (Item code JS).



Box / Boîte / Verpackung / Caja / Упаковка



# JM

## Green nylon cable tie (Nylon 6.6) in small sealed bag (100 pcs.)

- Collier de câblage en nylon vert 6.6, dans petites enveloppes de 100 pcs.
- Kabelbinder aus Nylon 6.6, grün, in Beutel von 100 St.
- Brida de Nylon verde (Nylon 6.6) en bolsa (100 uds.)
- Нейлоновая стяжка зеленого цвета (Нейлон 6.6), упаковка - 100 шт



Item code	Size W x L (mm)	Ø Bundle		Max operating load N (kg)	Pcs. per Small bag	Pcs. per Master bag (10 Small bags)	Pcs. per Carton
		Min	Max (mm)				
JM 02 50 100	2,5 x 100	3	20,5	80 (8 kg)	100	1.000	25.000
JM 03 60 140	3,6 x 140	3,5	33	180 (18 kg)	100	1.000	12.000
JM 03 60 200	3,6 x 200	3,5	46	180 (18 kg)	100	1.000	10.000
JM 04 60 200	4,8 x 200	3,5	49,5	230 (23 kg)	100	1.000	6.000
JM 04 60 300	4,8 x 300	3,5	81	230 (23 kg)	100	1.000	5.000



Technical Data Sheet

Usage / Utilisation / Benutzung / Uso / Применение



Setting tools for cable ties see next pages (Item code JS)



Box / Boîte / Verpackung / Caja / Упаковка



Small Bag 100 pcs.  
(with zipper up to 4,6x360)



Master Bag



Master Carton

# JS

## Fastening and cutting steel tool for nylon cable ties

- Pistolet de montage pour serrer et couper les colliers serre-câbles
- Kabelbinder Spannzange zum Spannen und Abschneiden von Nylon- Kabelbinder
- Herramienta de metal para apretar y cortar bridas de nylon
- Пистолет для затяжки и обрезки нейлоновых стяжек



JS 01

JS 02

Item code	Cable tie width min / max (mm)	Cable tie thickness max (mm)	Pcs. per box	Pcs. per Carton
JS 01 00 048	2,2 / 4,8	1,6	1	10
JS 02 00 090	9,5	2,3	1	10


Usage / Utilisation / Benutzung / Uso / Применение




Box / Boîte / Verpackung / Caja / Упаковка





# XD

 **DIN 3017-1 (W1) - Zinc plated steel hose clamp with worm gear drive, with zinc plated steel combi recess (slotted + cross type H) hexagonal washer head screw**







 **DIN 3017-1 (W1) - Collier de serrage en acier zingué avec vis sans fin tête hexagonale empreinte combinée (fente + cruciforme type H) en acier zingué**

 **DIN 3017-1 (W1) Verzinkte Schlauchschelle (Wurm Drive) mit verzinkter Stahl- Sechskantschraube mit Kombi Einbuchtung (Kreuzschlitz H)**

 **DIN 3017-1 (W1) - Abrazadera metálica sin fin de acero cincado, con tornillo cabeza hexagonal mortaja combi (ranura + cruz tipo H) de acero cincado**

 **DIN 3017-1 (W1) - Зажим для труб с червячным винтом в оцинкованной стали с винтом с шестигранной головкой, комбинированным (разрез + крестообразный тип H), из оцинкованной стали**



Item code	Pipe size Ø (mm)	Thickness (mm)	Pcs. per box	Pcs. per carton
<b>Band width: 9 mm / Ph 2 / SW: 7 / Tightening torque: 3 Nm</b>				
 XD 30 08 012	8 ÷ 12	0,70	100	1.000
 XD 30 10 016	10 ÷ 16	0,70	100	1.000
 XD 30 12 022	12 ÷ 22	0,70	100	1.000
 XD 30 16 027	16 ÷ 27	0,70	100	1.000
 XD 30 20 032	20 ÷ 32	0,70	100	1.000
 XD 30 25 040	25 ÷ 40	0,70	100	600
XD 30 30 045	30 ÷ 45	0,80	100	600
XD 30 35 050	35 ÷ 50	0,80	50	300
XD 30 40 060	40 ÷ 60	0,80	50	300
XD 30 50 070	50 ÷ 70	0,80	50	300
XD 30 60 080	60 ÷ 80	0,80	25	150
XD 30 70 090	70 ÷ 90	0,80	25	150
XD 30 80 100	80 ÷ 100	0,80	25	150
XD 30 90 110	90 ÷ 110	0,80	25	150
XD 31 00 120	100 ÷ 120	0,80	10	100
XD 31 10 130	110 ÷ 130	0,80	10	100
XD 31 20 140	120 ÷ 140	0,80	10	80
XD 31 30 150	130 ÷ 150	0,80	10	80
XD 31 40 160	140 ÷ 160	0,80	10	80
<b>Band width: 12 mm / Ph 2 / SW: 7 / Tightening torque: 5 Nm</b>				
XD 40 16 027	16 ÷ 27	0,70	100	1.000
XD 40 20 032	20 ÷ 32	0,70	100	600
XD 40 25 040	25 ÷ 40	0,70	50	500
XD 40 30 045	30 ÷ 45	0,80	50	500
XD 40 35 050	35 ÷ 50	0,80	50	300
XD 40 40 060	40 ÷ 60	0,80	25	250
XD 40 50 070	50 ÷ 70	0,80	25	150
XD 40 60 080	60 ÷ 80	0,80	25	150
XD 40 70 090	70 ÷ 90	0,80	25	150
XD 40 80 100	80 ÷ 100	0,80	10	100
XD 40 90 110	90 ÷ 110	0,80	10	100
XD 41 00 120	100 ÷ 120	0,80	10	100
XD 41 10 130	110 ÷ 130	0,80	10	100
XD 41 20 140	120 ÷ 140	0,80	10	80
XD 41 30 150	130 ÷ 150	0,80	10	80
XD 41 40 160	140 ÷ 160	0,80	10	80
XD 41 50 170	150 ÷ 170	0,80	10	80
XD 41 60 180	160 ÷ 180	0,80	10	80
XD 41 70 190	170 ÷ 190	0,80	10	80
XD 41 80 200	180 ÷ 200	0,80	10	80

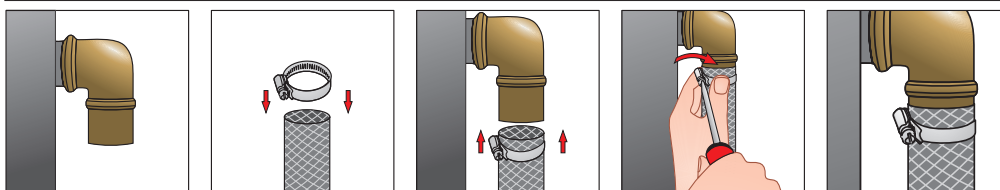
## Description

DIN 3017-1 (W1) - Hose clamp with worm gear drive, punched teeth with smooth internal edges (NOT cutted) and rounded longitudinal edges band, with slotted + cross type H recess hexagonal washer head screw, **band and enclosure and screw** in carbon steel according to DIN 3017 code W1, zinc plated.

**XD3** - band width 9mm (according to DIN 3017-1)

**XD4** - band width 12mm (similar to DIN 3017-1)


## Installation sequence / Instructions de mise en oeuvre / Setzanweisung / Secuencia de instalación / Порядок монтажа



Technical Data Sheet



Box / Boîte / Verpackung  
Caja / Упаковка





**🇬🇧 DIN 3017-1 (W2) - AISI 430 (or equivalent corrosion-resistant) stainless steel hose clamp with worm gear drive, with zinc plated steel combi recess (slotted + cross type H) hexagonal washer head screw**

**🇫🇷** DIN 3017-1 (W2) - Collier de serrage en acier INOX (AISI 430) avec vis sans fin tête hexagonale empreinte combinée (fente + cruciforme type H) en acier zingué

**🇩🇪** DIN 3017-1 (W2) - AISI 430 (oder gleichwertig korrosionsbeständig) Edelstahl Schlauchschelle (Wurm Drive) mit verzinkter Stahl- Sechskantschraube mit Kombi Einbuchtung (Kreuzschlitz H)

**🇪🇸** DIN 3017-1 (W2) - Abrazadera metálica sin fin de acero inoxidable AISI 430 (o equivalente), con tornillo cabeza hexagonal mortaja combi (ranura + cruz tipo H) de acero cincado

**🇷🇺** DIN 3017-1 (W2) - Зажим для труб из нержавеющей стали с червячным винтом из нержавеющей стали (AISI 430), с шестигранной головкой комбинированным (разрез + крест типа H), из оцинкованной стали



**Description**

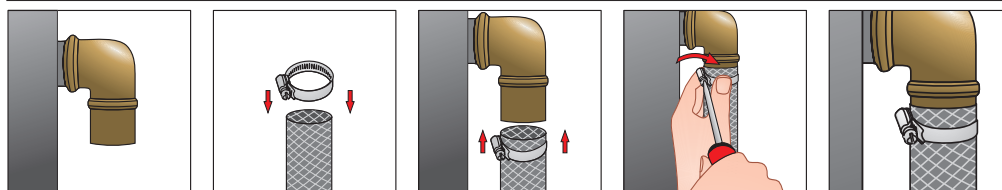
DIN 3017-1 (W2) - Hose clamp with worm gear drive, punched teeth with smooth internal edges (NOT cutted) and rounded longitudinal edges band, with slotted + cross type H recess hexagonal washer head screw, **band and enclosure** in AISI 430 (or equivalent corrosion-resistant) stainless steel, **screw** in zinc plated carbon steel.

**XE3** - band width 9mm (according to DIN 3017-1)

**XE4** - band width 12mm (similar to DIN 3017-1)

Item code	Pipe size Ø (mm)	Thickness (mm)	Pcs. per box	Pcs. per carton
<b>Band width: 9 mm / Ph 2 / SW: 7 / Tightening torque: 3 Nm</b>				
XE 30 08 012	8 ÷ 12	0,70	100	1.000
XE 30 10 016	10 ÷ 16	0,70	100	1.000
XE 30 12 020	12 ÷ 20	0,70	100	1.000
XE 30 12 022	12 ÷ 22	0,70	100	1.000
XE 30 16 025	16 ÷ 25	0,70	100	1.000
XE 30 16 027	16 ÷ 27	0,70	100	1.000
XE 30 20 032	20 ÷ 32	0,70	100	1.000
XE 30 23 035	23 ÷ 35	0,70	100	1.000
XE 30 25 040	25 ÷ 40	0,70	100	600
XE 30 30 045	30 ÷ 45	0,70	100	600
XE 30 35 050	35 ÷ 50	0,70	50	300
XE 30 40 060	40 ÷ 60	0,70	50	300
XE 30 50 070	50 ÷ 70	0,70	50	300
XE 30 60 080	60 ÷ 80	0,70	25	150
XE 30 70 090	70 ÷ 90	0,70	25	150
XE 30 80 100	80 ÷ 100	0,70	25	150
XE 30 90 110	90 ÷ 110	0,70	25	150
XE 31 00 120	100 ÷ 120	0,70	10	100
XE 31 10 130	110 ÷ 130	0,70	10	100
XE 31 20 140	120 ÷ 140	0,70	10	80
XE 31 30 150	130 ÷ 150	0,70	10	80
XE 31 40 160	140 ÷ 160	0,70	10	80
<b>Band width: 12 mm / Ph 2 / SW: 7 / Tightening torque: 5 Nm</b>				
XE 40 16 027	16 ÷ 27	0,70	100	1.000
XE 40 20 032	20 ÷ 32	0,70	100	600
XE 40 23 035	23 ÷ 35	0,70	50	500
XE 40 25 040	25 ÷ 40	0,70	50	500
XE 40 30 045	30 ÷ 45	0,70	50	500
XE 40 35 050	35 ÷ 50	0,70	50	300
XE 40 40 060	40 ÷ 60	0,70	25	250
XE 40 50 070	50 ÷ 70	0,70	25	150
XE 40 60 080	60 ÷ 80	0,70	25	150
XE 40 70 090	70 ÷ 90	0,70	25	150
XE 40 80 100	80 ÷ 100	0,70	10	100
XE 40 90 110	90 ÷ 110	0,70	10	100
XE 41 00 120	100 ÷ 120	0,70	10	100
XE 41 10 130	110 ÷ 130	0,70	10	100
XE 41 20 140	120 ÷ 140	0,70	10	80
XE 41 30 150	130 ÷ 150	0,70	10	80
XE 41 40 160	140 ÷ 160	0,70	10	80
XE 41 50 170	150 ÷ 170	0,70	10	80
XE 41 60 180	160 ÷ 180	0,70	10	80
XE 41 70 190	170 ÷ 190	0,70	10	80
XE 41 80 200	180 ÷ 200	0,70	10	80


**Installation sequence / Instructions de mise en oeuvre / Setzanweisung / Secuencia de instalación / Порядок монтажа**



Technical Data Sheet



Box / Boîte / Verpackung  
Caja / Упаковка



**🇬🇧 DIN 3017-1 (W4) - A2 (AISI 304) stainless steel hose clamp with worm gear drive, with zinc plated A2 (AISI 304) stainless steel combi recess (slotted + cross type H) hexagonal washer head screw**

**🇫🇷** DIN 3017-1 (W4) - Collier de serrage en acier INOX A2 (AISI 304) avec vis sans fin tête hexagonale empreinte à fente en acier INOX A2 (AISI 304)

**🇩🇪** DIN 3017-1 (W4) - A2 (AISI 304) Edelstahl Schlauchschelle (Wurm Drive) mit verzinkter Edelstahl A2 (AISI 304) Sechskantschraube mit Kombi Einbuchtung (Kreuzschlitz H)

**🇮🇹** DIN 3017-1 (W4) - Abrazadera metálica sin fin de acero inoxidable A2 (AISI 304), con tornillo cabeza hexagonal mortaja ranura de acero Inoxidable A2 (AISI 304) cincado

**🇷🇺** DIN 3017-1 (W4) - Зажим для труб с червячным винтом, из нержавеющей стали A2 (AISI 304) с шестигранной головкой для резки в нержавеющей стали A2 (AISI 304)



**Description**

DIN 3017-1 (W4) - Hose clamp with worm gear drive, punched teeth with smooth internal edges (NOT cutted) and rounded longitudinal edges band, with slotted + cross type H recess hexagonal washer head screw, **band and enclosure and screw** in A2 (AISI 304) stainless steel (**screw** is also zinc plated).

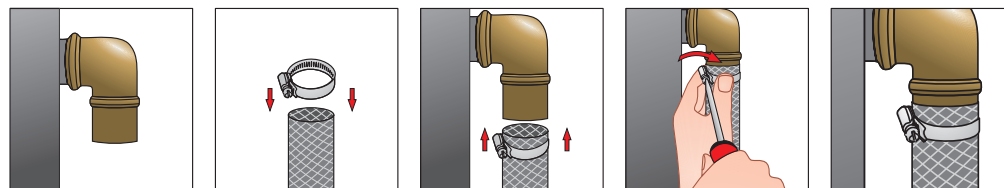
**XG3** - band width 9mm (according to DIN 3017-1)

**XG4** - band width 12mm (similar to DIN 3017-1)

Item code	Pipe size Ø (mm)	Thickness (mm)	Pcs. per box	Pcs. per carton
<b>Band width: 9 mm / SW: 7 / Tightening torque: 3 Nm</b>				
<b>XG 30 08 012</b>	8 ÷ 12	0,70	100	1.000
<b>XG 30 10 016</b>	10 ÷ 16	0,70	100	1.000
<b>XG 30 12 022</b>	12 ÷ 22	0,70	100	1.000
<b>XG 30 16 027</b>	16 ÷ 27	0,70	100	1.000
<b>XG 30 20 032</b>	20 ÷ 32	0,70	100	1.000
<b>XG 30 25 040</b>	25 ÷ 40	0,70	100	600
<b>XG 30 35 050</b>	35 ÷ 50	0,70	50	300
<b>XG 30 40 060</b>	40 ÷ 60	0,70	50	300
<b>XG 30 50 070</b>	50 ÷ 70	0,70	50	300
<b>XG 30 60 080</b>	60 ÷ 80	0,70	25	150
<b>XG 30 70 090</b>	70 ÷ 90	0,70	25	150
<b>XG 30 80 100</b>	80 ÷ 100	0,70	25	150
<b>XG 30 90 110</b>	90 ÷ 110	0,70	25	150
<b>XG 31 00 120</b>	100 ÷ 120	0,70	10	100
<b>XG 31 20 140</b>	120 ÷ 140	0,70	10	80
<b>XG 31 40 160</b>	140 ÷ 160	0,70	10	80

<b>Band width: 12 mm / SW: 7 / Tightening torque: 5 Nm</b>				
<b>XG 40 16 027</b>	16 ÷ 27	0,70	100	1.000
<b>XG 40 20 032</b>	20 ÷ 32	0,70	100	600
<b>XG 40 25 040</b>	25 ÷ 40	0,70	50	500
<b>XG 40 30 045</b>	30 ÷ 45	0,70	50	500
<b>XG 40 35 050</b>	35 ÷ 50	0,70	50	300
<b>XG 40 40 060</b>	40 ÷ 60	0,70	25	250
<b>XG 40 50 070</b>	50 ÷ 70	0,70	25	150
<b>XG 40 60 080</b>	60 ÷ 80	0,70	25	150
<b>XG 40 70 090</b>	70 ÷ 90	0,70	25	150
<b>XG 40 80 100</b>	80 ÷ 100	0,70	10	100
<b>XG 40 90 110</b>	90 ÷ 110	0,70	10	100
<b>XG 41 00 120</b>	100 ÷ 120	0,70	10	100
<b>XG 41 10 130</b>	110 ÷ 130	0,70	10	100
<b>XG 41 20 140</b>	120 ÷ 140	0,70	10	80
<b>XG 41 30 150</b>	130 ÷ 150	0,70	10	80
<b>XG 41 40 160</b>	140 ÷ 160	0,70	10	80
<b>XG 41 50 170</b>	150 ÷ 170	0,70	10	80
<b>XG 41 60 180</b>	160 ÷ 180	0,70	10	80
<b>XG 41 70 190</b>	170 ÷ 190	0,70	10	80
<b>XG 41 80 200</b>	180 ÷ 200	0,70	10	80


**Installation sequence / Instructions de mise en oeuvre / Setzanweisung / Secuencia de instalación / Порядок монтажа**



Technical Data Sheet



Box / Boîte / Verpackung  
Caja / Упаковка



**🇬🇧 DIN 3017-1 (W5) - A4 (AISI 316) stainless steel hose clamp with worm gear drive, with zinc plated A4 (AISI 316) stainless steel combi recess (slotted + cross type H) hexagonal washer head screw**

- 🇫🇷** DIN 3017-1 (W5) - Collier de serrage en acier INOX A4 (AISI 316) avec vis sans fin tête hexagonale empreinte à fente en acier INOX A4 (AISI 316)
- 🇩🇪** DIN 3017-1 (W5) - A4 (AISI 316) Edelstahl Schlauchschelle (Wurm Drive) mit verzinkter Edelstahl A4 (AISI 316) Sechskantschraube mit Kombi Einbuchtung (Kreuzschlitz H)
- 🇪🇸** DIN 3017-1 (W5) - Abrazadera metálica sin fin de acero inoxidable A4 (AISI 316), con tornillo cabeza hexagonal mortaja ranura de acero Inoxidable A4 (AISI 316) cincado
- 🇷🇺** DIN 3017 -1 (W5) - Зажим для труб с червячным винтом из нержавеющей стали A4 (AISI 316) с шестигранной головкой с режущей головкой из нержавеющей стали A4 (AISI 316)



Item code	Pipe size Ø (mm)	Thickness (mm)	Pcs. per box	Pcs. per carton
<b>Band width: 9 mm / SW: 7 / Tightening torque: 3 Nm</b>				
XH 30 10 016	10 ÷ 16	0,70	100	1.000
XH 30 12 022	12 ÷ 22	0,70	100	1.000
XH 30 16 027	16 ÷ 27	0,70	100	1.000
XH 30 20 032	20 ÷ 32	0,70	100	1.000
XH 30 25 040	25 ÷ 40	0,70	100	600
XH 30 30 045	30 ÷ 45	0,70	100	600
XH 30 35 050	35 ÷ 50	0,70	50	300
XH 30 40 060	40 ÷ 60	0,70	50	300
<b>Band width: 12 mm / SW: 7 / Tightening torque: 5 Nm</b>				
XH 40 16 027	16 ÷ 27	0,70	100	1.000
XH 40 20 032	20 ÷ 32	0,70	100	600
XH 40 25 040	25 ÷ 40	0,70	50	500
XH 40 30 045	30 ÷ 45	0,70	50	500
XH 40 35 050	35 ÷ 50	0,70	50	300
XH 40 40 060	40 ÷ 60	0,70	25	250
XH 40 50 070	50 ÷ 70	0,70	25	150
XH 40 60 080	60 ÷ 80	0,70	25	150
XH 40 70 090	70 ÷ 90	0,70	25	150
XH 40 80 100	80 ÷ 100	0,70	10	100
XH 40 90 110	90 ÷ 110	0,70	10	100
XH 41 00 120	100 ÷ 120	0,70	10	100
XH 41 20 140	120 ÷ 140	0,70	10	80
XH 41 40 160	140 ÷ 160	0,70	10	80

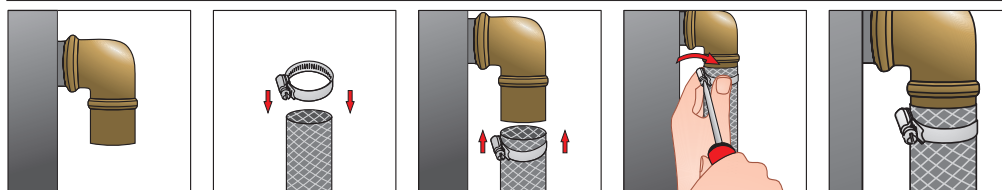
**Description**

DIN 3017-1 (W5) - Hose clamp with worm gear drive, punched teeth with smooth internal edges (NOT cutted) and rounded longitudinal edges band, with slotted + cross type H recess hexagonal washer head screw, **band and enclosure and screw** in A4 (AISI 316) stainless steel (**screw** is also zinc plated).

**XH3** - band width 9mm (according to DIN 3017-1)

**XH4** - band width 12mm (similar to DIN 3017-1)


**Installation sequence / Instructions de mise en oeuvre / Setzanweisung / Secuencia de instalación / Порядок монтажа**



Technical Data Sheet



Box / Boîte / Verpackung  
Caja / Упаковка



**🇬🇧 DIN 3017-3-C1-2 (W2)\* - AISI 430 (or equivalent corrosion-resistant) stainless steel hose clamp with DIN 933 hex head zinc plated steel screw 8.8 grade and cylinder nut**

**🇫🇷** DIN 3017-3-C1-2 (W2) - Collier de serrage et pont en acier INOX (AISI 430), avec vis tête hexagonale classe 8.8 et écrou cylindrique en acier zingué

**🇩🇪** DIN 3017-3-C1-2 (W2)\* AISI 430 (oder gleichwertig korrosionsbeständig) Edelstahl Schlauchschelle mit DIN 933 Sechskant verzinkte Stahlschraube 8.8 Grad und Zylindermutter

**🇪🇸** DIN 3017-3-C1-2 (W2)\* - Abrazadera metálica y puente de acero inoxidable (AISI 430), con tornillo cabeza hexagonal clase 8.8 y tuerca cilíndrica de acero cincado

**🇷🇺** DIN 3017-3-C1-2 (W2) - Зажим для труб из нержавеющей стали А2 (AISI 304), с шестигранной головкой и цилиндрической гайкой из оцинкованной стали, мостом из нержавеющей стали (AISI 430)

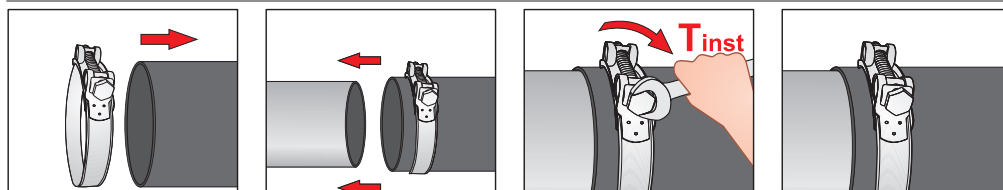


Description

\* Similar to DIN 3017-3-C1-2 (W2) - Hose clamp with rounded longitudinal edges band and enclosure in AISI 430 stainless steel (or equivalent corrosion-resistant stainless steel), with DIN 933 hex head screw 8.8 grade and cylinder nut in steel, zinc plated.

Item code	Pipe size	Band width	Band thickness	Screw size	Tightening torque	Pcs. per box	Pcs. per carton
	∅ (mm)	(mm)	(mm)	M / Af	(Nm)		
XK 00 17 019	17 ÷ 19	18	0,60	M5 / 8	4	40	400
XK 00 20 022	20 ÷ 22	18	0,60	M5 / 8	4	40	400
XK 00 23 025	23 ÷ 25	18	0,80	M6 / 10	7	30	300
XK 00 26 028	26 ÷ 28	18	0,80	M6 / 10	7	30	300
XK 00 29 031	29 ÷ 31	20	0,80	M6 / 10	7	20	200
XK 00 32 035	32 ÷ 35	20	0,80	M6 / 10	7	20	200
XK 00 36 039	36 ÷ 39	20	0,80	M6 / 10	7	15	150
XK 00 40 043	40 ÷ 43	20	0,80	M6 / 10	7	15	150
XK 00 44 047	44 ÷ 47	22	1,20	M8 / 13	12	20	200
XK 00 48 051	48 ÷ 51	22	1,20	M8 / 13	12	20	200
XK 00 52 055	52 ÷ 55	22	1,20	M8 / 13	12	20	200
XK 00 56 059	56 ÷ 59	22	1,20	M8 / 13	12	15	150
XK 00 60 063	60 ÷ 63	22	1,20	M8 / 13	12	15	150
XK 00 64 067	64 ÷ 67	22	1,20	M8 / 13	12	20	120
XK 00 68 073	68 ÷ 73	24	1,20	M8 / 13	12	20	120
XK 00 74 079	74 ÷ 79	24	1,20	M8 / 13	12	12	72
XK 00 80 085	80 ÷ 85	24	1,20	M8 / 13	12	12	72
XK 00 86 091	86 ÷ 91	24	1,20	M8 / 13	12	9	54
XK 00 92 097	92 ÷ 97	24	1,20	M8 / 13	12	9	54
XK 00 98 103	98 ÷ 103	24	1,20	M8 / 13	12	9	54
XK 01 04 112	104 ÷ 112	24	1,20	M8 / 13	12	6	60
XK 01 13 121	113 ÷ 121	24	1,20	M8 / 13	12	6	60
XK 01 22 130	122 ÷ 130	24	1,20	M8 / 13	12	6	36
XK 01 31 139	131 ÷ 139	26	1,50	M10 / 17	30	6	48
XK 01 40 148	140 ÷ 148	26	1,50	M10 / 17	30	6	48
XK 01 49 161	149 ÷ 161	26	1,50	M10 / 17	30	6	48
XK 01 62 174	162 ÷ 174	26	1,50	M10 / 17	30	6	48
XK 01 75 187	175 ÷ 187	26	1,50	M10 / 17	30	6	48
XK 01 88 200	188 ÷ 200	26	1,50	M10 / 17	30	6	48
XK 02 01 213	201 ÷ 213	26	1,50	M10 / 17	30	6	48
XK 02 14 226	214 ÷ 226	26	1,50	M10 / 17	30	6	48
XK 02 27 239	227 ÷ 239	26	1,50	M10 / 17	30	6	48
XK 02 40 252	240 ÷ 252	26	1,50	M10 / 17	30	6	48


Installation sequence / Instructions de mise en oeuvre / Setzanweisung / Secuencia de instalación / Порядок монтажа



Technical Data Sheet



Box / Boîte / Verpackung  
Caja / Упаковка





**W2 - Band (30 m) for cut to length hose clamp, in AISI 430 (or equivalent corrosion-resistant) stainless steel, in plastic holder**

- 🇫🇷 W2 Bande pour colliers de serrage (30 mt) en acier INOX AISI 430 (ou résistance à la corrosion équivalente) en support en plastique
- 🇩🇪 W2 - Band (30 M) für Endlos- Schlauchschelle in AISI 430 (oder gleichwertig korrosionsbeständig) Edelstahl in Plastikbehälter
- 🇪🇸 W2 - Cinta para abrazadera metálica a medida, de acero inoxidable AISI 430 (o equivalente), longitud 30 mt, en soporte de plástico
- 🇷🇺 W2 - Лента для металлического зажима в размере из нержавеющей стали (AISI 430) длиной 30 м, в зарядном устройстве



Item code	Width x Thickness (mm)	Length (meters)	Pcs. per box	Pcs. per carton
XQ 30 63 000	9 x 0,6	30	1	12



**W2 - Band (3 m) for cut to length hose clamp, in AISI 430 (or equivalent corrosion-resistant) stainless steel, with 8 enclosures in plastic holder with blister hole**

- 🇫🇷 W2 - Bande (3 m) pour colliers de serrage, en acier inoxydable AISI 430 (ou résistance à la corrosion équivalente), avec 8 bornes dans support en plastique avec trou blister
- 🇩🇪 W2 - Band (3 M) für Endlos- Schlauchschelle in AISI 430 (oder gleichwertig korrosionsbeständig) Edelstahl, mit 8 Klemmen in Plastikbehälter
- 🇪🇸 W2 - Cinta para abrazadera metálica a medida con 8 cierres, de acero inoxidable AISI 430 (o equivalente), longitud 3 mt, en blister
- 🇷🇺 W2 - лента для металлического зажима с 8 зажимов из нержавеющей стали (AISI 430) длиной 3 м в блистере



Item code	Width x Thickness (mm)	Length (meters)	Pcs. per box	Pcs. per carton
XR 30 60 300	9 x 0,6	3	1	24



**Enclosure for cut to length hose clamp, with band-holder in AISI 430 (or equivalent corrosion-resistant) stainless steel, screw and screw holder in zinc plated carbon steel**

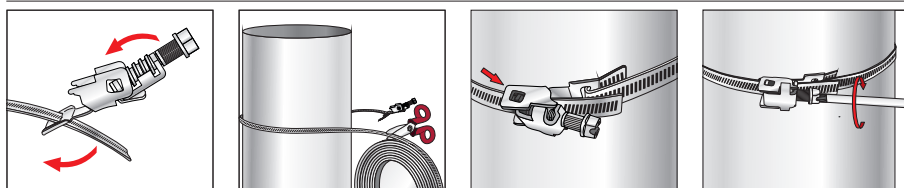
- 🇫🇷 Clamp pour collier de serrage (bande 9mm) en acier INOX (AISI 430)
- 🇩🇪 Klemme für Schlauchschelle in AISI 430 Edelstahl (oder gleichwertig korrosionsbeständig), mit verzinkter Kohlenstoffstahlschraube und Schraubenhalterung
- 🇪🇸 Cierre para abrazadera metálica a medida (ancho 9 mm), de acero inoxidable (AISI 430), con tornillo de acero cincado
- 🇷🇺 Зажим натяжителя для металлической ленты в размере из нержавеющей стали (AISI 430) с шурупом и подставкой из оцинкованной стали




Item code	For band Width x Thickness (mm)	Pcs. per box	Pcs. per carton
XS 30 00 002	9 x 0,6	100	1.000



Installation sequence / Instructions de mise en oeuvre / Setzanweisung / Secuencia de instalación / Порядок монтажа



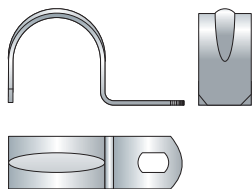
Box / Boîte / Verpackung  
Caja / Упаковка



# AS 01

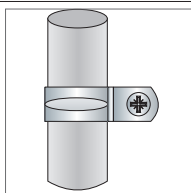
## One hole steel clip for wire-robe fixing, zinc plated

- Agrafe zinguée à un trou, pour fixation de câbles et tuyaux
- Verzinkte Schelle mit einem Loch, für Befestigung von Röhren und Kabel
- Grapa de una pata para la fijación de tubos y cables, de acero cincado
- Однолапковый зажим для труб из оцинкованной стали



Item code	Wire-robe size Ø (mm)	Pcs. per box	Pcs. per Carton
AS 01 00 010	10	200	2.000
AS 01 00 013	13	200	2.000
AS 01 00 016	16	200	2.000
AS 01 00 020	20	200	2.000
AS 01 00 022	22	100	1.000
AS 01 00 026	26	100	1.000
AS 01 00 032	32	100	1.000

Usage / Utilisation / Benutzung / Uso / Применение



Technical Data Sheet



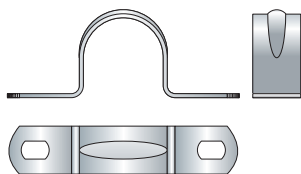
Box / Boîte / Verpackung / Caja / Упаковка



# AS 02

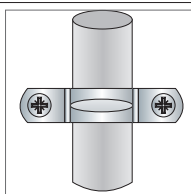
## Two holes steel clip for wire-robe fixing, zinc plated

- Agrafe zinguée à deux trous, pour fixation de câbles et tuyaux
- Verzinkte Schelle mit zwei Löchern, für Befestigung von Röhren und Kabel
- Grapa de dos patas para la fijación de tubos y cables, de acero cincado
- Двухлапковый зажим для труб из оцинкованной стали



Item code	Wire-robe size Ø (mm)	Pcs. per box	Pcs. per Carton
AS 02 00 010	10	200	2.000
AS 02 00 013	13	200	2.000
AS 02 00 014	14	200	2.000
AS 02 00 016	16	200	2.000
AS 02 00 020	20	200	2.000
AS 02 00 022	22	100	1.000
AS 02 00 026	26	100	1.000
AS 02 00 028	28	100	1.000
AS 02 00 032	32	100	1.000
AS 02 00 040	40	50	500
AS 02 00 050	50	50	500


Usage / Utilisation / Benutzung / Uso / Применение



Technical Data Sheet



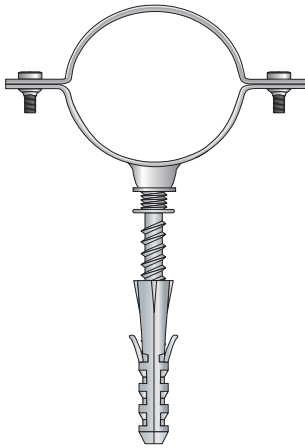
Box / Boîte / Verpackung / Caja / Упаковка



# BH 01

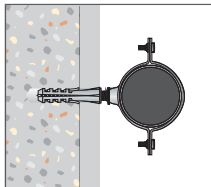
## 🇬🇧 Zinc plated steel collar with ringed dual thread screw and nylon plug, for wire-rope fixing

- 🇫🇷 Collier zingué avec vis de jointure avec double filet et cheville en nylon, pour fixation de câbles
- 🇩🇪 Verzinkte Rohrschelle mit Verbindungsschraube mit doppeltem Gewinde und Nylandübel, für Befestigung von Kabel
- 🇪🇸 Abrazadera de acero cincado con tornillo de junta con doble rosca y taco de nylon, para la fijación de cables
- 🇷🇺 Оцинкованный стальной хомут в комплекте с двухсторонним шурупом и с нейлоновым дюбелем для крепления труб



Item code	Cable Size Ø (mm)	Pcs. per box	Pcs. per Carton
in BH 01 00 010	10	100	1.000
in BH 01 00 012	12	100	1.000
in BH 01 00 014	14	100	1.000
in BH 01 00 016	16	100	1.000
in BH 01 00 018	18	100	1.000
in BH 01 00 020	20	100	1.000
in BH 01 00 022	22	100	1.000
in BH 01 00 024	24	100	1.000
in BH 01 00 026	26	100	1.000
in BH 01 00 028	28	100	1.000
in BH 01 00 032	32	50	500
BH 01 00 035	35	50	500
in BH 01 00 040	40	50	500
BH 01 00 042	42	50	500
BH 01 00 050	50	-	50

Usage / Utilisation / Benutzung / Uso / Применение



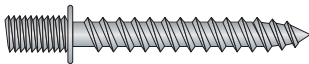
Box / Boîte / Verpackung / Caja / Упаковка



# BI

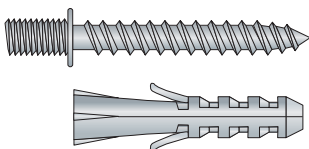
## 🇬🇧 Dual thread screw with ring, zinc plated

- 🇫🇷 Vis double filet zinguée, avec anneau
- 🇩🇪 Doppelgewindeschraube mit Kragen, verzinkt
- 🇪🇸 Tornillo de junta con doble rosca, de acero cincado
- 🇷🇺 Оцинкованный стальной шуруп с двойной резьбой




Item code	Screw Size M x L (mm)	Pcs. per box	Pcs. per Carton
BI 01 06 040	M6 x 40	200	2.000
BI 01 06 075	M6 x 75	200	1.000

**BI 02** with nylon plug / avec cheville en nylon / mit Nylandübel / con taco de nylon / с нейлоновым дюбелем



Item code	Anchor Size Ø x L (mm)	Screw Size M x Ls (mm)	Pcs. per box	Pcs. per Carton
BI 02 06 040	6 x 30	M6 x 40	200	2.000
BI 02 06 075	8 x 40	M6 x 75	200	1.000

Box / Boîte / Verpackung / Caja / Упаковка



# DP 01

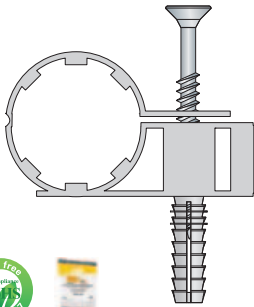
**UK Nylon collar with multi purpose anchor, with zinc plated flat countersunk head chipboard screw, for wire rope fixing**

**FR Collier en nylon avec cheville universelle, avec vis tête fraisée plate pour panneaux de particules zinguée, pour fixation de câbles**

**DE Nylonrohrschele mit Universaldübel, mit verzinkter Senkkopf- Spanplattenschraube, für Befestigung von Kabel**

**ES Abrazadera de nylon con taco universal, con tornillo cabeza avellanada de acero cincado para aglomerado, para la fijación de tubos ligeros**

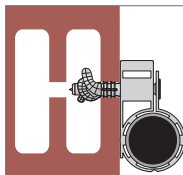
**RU Нейлоновый хомут с универсальным дюбелем в комплекте с оцинкованным шурупом с плоской потайной головкой для крепления труб**



Cross Type Z CrVI Free inBlister® 510

Item code	Anchor size Ø x L (mm)	Screw size Øs x Ls (mm)	Wire-rope size Ø (mm)	Pcs. per box	Pcs. per Carton
<b>Ø 6 / Pz 2</b>					
DP 01 00 010	6 x 30	4 x 45	10	100	1.000
DP 01 00 012	6 x 30	4 x 45	12	100	1.000
DP 01 00 014	6 x 30	4 x 45	14	100	1.000
DP 01 00 016	6 x 30	4 x 45	16	100	1.000
<b>Ø 8 / Pz 2</b>					
DP 01 00 018	8 x 35	5 x 60	18	50	500
DP 01 00 020	8 x 35	5 x 60	20	50	500
DP 01 00 022	8 x 35	5 x 60	22	50	500
<b>Ø 10 / Pz 3</b>					
DP 01 00 025	10 x 45	6 x 80	25	50	-
DP 01 00 028	10 x 45	6 x 80	28	50	-
DP 01 00 032	10 x 45	6 x 80	32	50	-

Usage / Utilisation / Benutzung / Uso / Применение



Box / Boîte / Verpackung / Caja / Упаковка



# DO 01

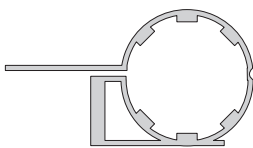
**UK Nylon collar fitting item DP 01, for double wire-rope fixing**

**FR Support pour collier en nylon DP 01, pour double fixation de câbles**

**DE Halter für Nylonrohrschele DP 01, für Doppel Kabel Befestigung**

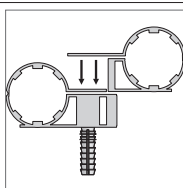
**ES Abrazadera de nylon para artículo DP 01, para la fijación de tubos ligeros**

**RU Нейлоновый хомут для артикула DP 01, для крепления дополнительной трубы**




Item code	Wire-rope size Ø (mm)	Pcs. per box	Pcs. per Carton
DO 01 00 010	10	100	1.000
DO 01 00 012	12	100	1.000
DO 01 00 014	14	100	1.000
DO 01 00 016	16	100	1.000
DO 01 00 018	18	100	1.000
DO 01 00 020	20	100	1.000
DO 01 00 022	22	100	1.000
DO 01 00 025	25	50	500
DO 01 00 028	28	50	500
DO 01 00 032	32	50	500

Usage / Utilisation / Benutzung / Uso / Применение




Box / Boîte / Verpackung / Caja / Упаковка





# JD 01

- 🇬🇧 Polyester band in roll (25 mt.), in sealed bag
- 🇫🇷 Bande perforée (25 mt.) en polyester, dans enveloppe
- 🇩🇪 Lochband aus Polyester (25 Mt.), in Beutel
- 🇵🇹 Cinta de poliéster (25mt.), en bolsa
- 🇷🇺 Крепежная лента из полиэстера (25 м)



Item code	Width x Thickness (mm)	Length (mt)	Pcs. per carton
JD 01 10 015	15 x 1,00	25	15

# JG 01

- 🇬🇧 Holed pre-galvanized steel band in roll (10 mt.), in plastic holder
- 🇫🇷 Bande perforée (10 mt.) en acier pré-galvanisé, dans rouleau en plastique
- 🇩🇪 Lochband aus vorverzinktem Stahl (10 Mt.), in Plastikrolle
- 🇵🇹 Cinta perforada de acero pregalvanizado (10mt.), en soporte de plástico
- 🇷🇺 Перфорированная стальная крепежная лента (10 м) в пластиковом диске



- 🇬🇧 Main Holes: Ø 5,5mm
- 🇫🇷 Trous centrales: Ø 5,5mm
- 🇩🇪 Mittellöcher: Ø 5,5mm
- 🇵🇹 Agujeros centrales: Ø 5,5mm
- 🇷🇺 Центральное отверстие: Ø 5,5mm

Item code	Width x Thickness (mm)	Length (mt)	Pcs. per carton
JG 01 07 012	12 x 0,70	10	10

Technical Data Sheet



Box / Boîte / Verpackung / Caja / Упаковка



# JH - JHA

- 🇬🇧 Holed pre-galvanized steel band in roll, in plastic holder
- 🇫🇷 Bande perforée en acier pré-galvanisé, dans rouleau en plastique
- 🇩🇪 Lochband aus vorverzinktem Stahl, in Plastikrolle
- 🇵🇹 Cinta perforada de acero pregalvanizado, en soporte de plástico
- 🇷🇺 Перфорированная стальная крепежная лента, в пластиковом диске

**JH 01** 10 mt



Item code	Width x Thickness (mm)	Length (mt)	Pcs. per carton
JH 01 07 017	17 x 0,70	10	10

**JHA 01** 25 mt



Item code	Width x Thickness (mm)	Length (mt)	Pcs. per carton
JHA 01 07 017	17 x 0,70	25	10

- 🇬🇧 Main holes: Ø 6mm / Side holes: Ø 3mm
- 🇫🇷 Trous centrales: Ø 6mm / Trous latérales: Ø 3mm
- 🇩🇪 Mittellöcher: Ø 6mm / Seitenlöcher: Ø 3mm
- 🇵🇹 Agujeros centrales: Ø 6mm / Agujeros laterales: Ø 3mm
- 🇷🇺 Центральное отверстие: Ø 6 мм / Боковое отверстие: Ø 3mm

Technical Data Sheet







Box / Boîte / Verpackung / Caja / Упаковка



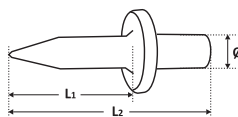
# JE - JEB

## Hardened steel Impact nail with Collar

-  Clou à marteler avec collerette, en acier cémenté
-  Einschlagbolzen mit Kragen, gehärtet
-  Clavos de percusión con collarín, de acero cementado
-  Стальной забивной гвоздь







Item code	Nail size	Pcs. per box	Pcs. per carton
	$\varnothing \times L_1 \times L_2$ (mm)		
JE 01 40 018	4 x 18 x 26	200	2.000
JE 01 40 022	4 x 22 x 30	200	2.000



Box / Boîte / Verpackung / Caja / Упаковка



## JEB 01 Hardened steel Impact nail with Collar, in plastic box





-  Clou à marteler avec collerette, en acier cémenté, dans une boîte de plastique
-  Einschlagbolzen mit Kragen, gehärtet, in Plastik box
-  Clavos de percusión con collarín, de acero cementado, en caja de plástico
-  Стальной забивной гвоздь, в пластиковой коробке



Item code	Nail size	Pcs. per box	Pcs. per carton
	$\varnothing \times L_1 \times L_2$ (mm)		
JE 01 40 018	4 x 18 x 26 mm	600	6

# JF 01

## Setting tool for Impact nail with collar

-  Outil de pose pour clou à marteler
-  Setzeisen für Einschlagbolzen mit Kragen
-  Clavadora para clavos de percusión con collarín
-  Установочный инструмент для забивных гвоздей



Item code	To be used with:	Pcs. per box	Pcs. per carton
JF 01 00 001	JE 01	1	10

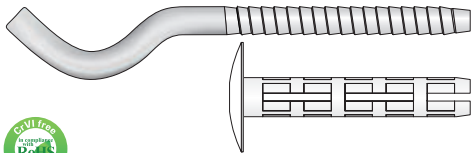
Box / Boîte / Verpackung / Caja / Упаковка



# AM 01

## Special shape zinc plated steel bar for heatings fixing, with nylon plug, two sets bags

- Tige en acier zinguée pour fixation de radiateurs, avec cheville en nylon, enveloppe à deux sets
- Stange für Befestigung von Heizkörper mit Nylondübel, Verpackung von zwei Sets
- Soporte de acero cincado para radiadores, con taco de nylon; dos unidades en cada bolsa
- Оцинкованный стальной кронштейн для крепления радиаторов с нейлоновым дюбелем, два набора в мешочке

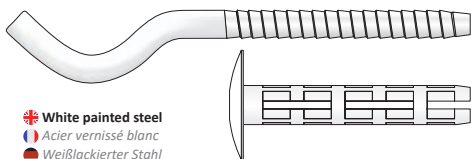


Item code	Anchor size	Size	Pcs. per Bag	Bags per Carton
	∅ x L (mm)	∅s x Ls (mm)		
AM 01 07 170	10 x 75	7 x 170	2	100
AM 01 12 200	16 x 75	12 x 200	2	50
AM 01 12 220	16 x 90	12 x 220	2	50

# AM 02

## Special shape white painted steel bar for heatings fixing, with nylon plug, two sets bags

- Tige en acier vernissée blanche pour fixation de radiateurs, avec cheville en nylon, enveloppe à deux sets
- Weißlackierte Stange aus Stahl für Befestigung von Heizkörper, mit Nylondübel, Verpackung von zwei Sets
- Soporte de acero barnizado blanco para radiadores, con taco de nylon; dos unidades en cada bolsa
- Окрашенный стальной кронштейн для крепления радиаторов с нейлоновым дюбелем, два набора в мешочке

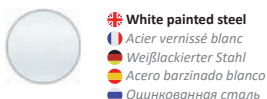
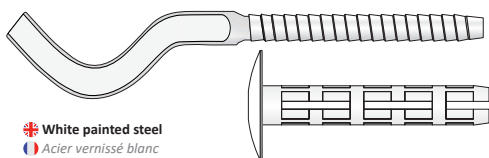


Item code	Anchor size	Size	Pcs. per Bag	Bags per Carton
	∅ x L (mm)	∅s x Ls (mm)		
AM 02 07 170	10 x 75	7 x 170	2	100
AM 02 07 190	10 x 80	7 x 190	2	100
AM 02 12 200	16 x 75	12 x 200	2	50
AM 02 12 220	16 x 90	12 x 220	2	50

# AM 03

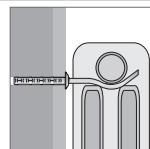
## Special flat shaped white painted steel bar for heatings fixing, with nylon plug, two sets bags

- Tige plate en acier vernissée blanche pour fixation de radiateurs, avec cheville en nylon, enveloppe à deux sets
- Flache weißlackierte Stange für Befestigung von Heizkörper, mit Nylondübel, Verpackung von zwei Sets
- Soporte plano de acero barnizado blanco para radiadores, con taco de nylon; dos unidades en cada bolsa
- Плоский окрашенный стальной кронштейн для крепления радиаторов с нейлоновым дюбелем, два набора в мешочке



Item code	Anchor size	Size	Pcs. per Bag	Bags per Carton
	∅ x L (mm)	∅s x Ls (mm)		
AM 03 07 170	10 x 75	7 x 170	2	100

Usage / Utilisation / Benutzung / Uso / Применение



Box / Boîte / Verpackung / Caja / Упаковка



# UK 10 <sup>NEW</sup>

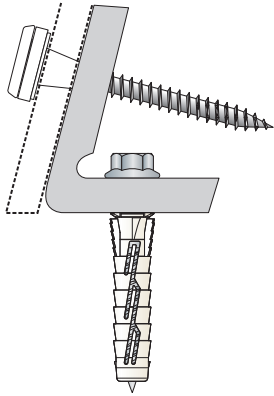
## Fixing system to the floor for WC/Bidet with lateral holes, two sets bag

Systeme de fixation au sol pour WC/Bidet avec trous latéraux, sac de deux pièces

Bodenbefestigungssystem für WC/Bidet mit seitlichen Löchern, zwei Set pro Verpackung

Conjunto para la fijación al suelo de WC y bidet con agujeros laterales; dos unidades en cada bolsa

Система крепления напольного монтажа унитаза / биде с боковыми отверстиями, по два комплекта в упаковке



Item code	WC/bidet lateral holes Ø (mm)	Anchor size Ø x L (mm)	Screw size Ø x L (mm)	Pcs. per bag	Bags per Carton
Ø 10					
UK 10 00 001	10	10 x 50	6 x 60	2	50

### Description

Fixing system to the floor for WC/Bidet with lateral holes Ø 10 mm, two sets bag:

- 2 pcs. "L" shaped nylon brackets
- 2 pcs. flat CSK head chipboard screw in A2 (AISI 304)
- 2 pcs. bushes for CSK head screws
- 2 pcs. covers for bushes, chromium colour
- 2 pcs. covers for bushes, white colour
- 2 pcs. universal nylon anchors
- 2 pcs. HWH wood screws, zinc plated

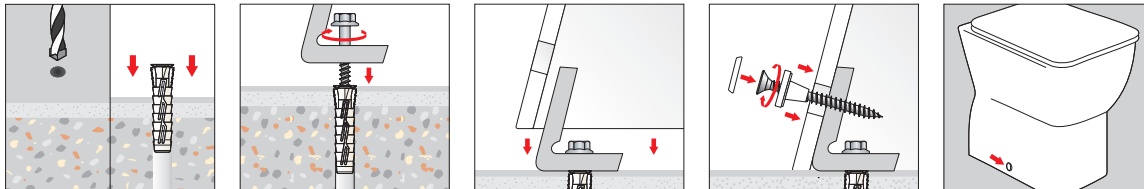
### Technical Data Sheet



### Box / Boîte / Verpackung / Caja / Упаковка



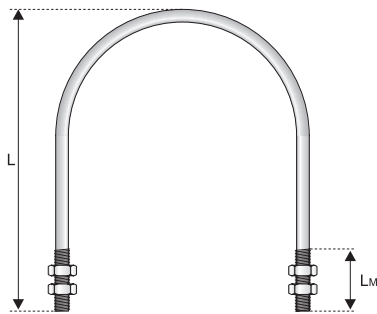
### Installation sequence / Instructions de mise en oeuvre / Setzanweisung / Secuencia de instalación / Порядок монтажа



# AV 01

🇬🇧 **"U" bolt two ends threaded with 4 nuts, zinc plated, for various pipes fixing**

- 🇫🇷 Étrier en "U" zingué, double filet, avec 4 écrous, pour fixation de tubes différents
- 🇩🇪 Verzinkte Rundstahlbügel, doppeltes Gewinde, mit vier Schraubenmutter, für Befestigung von verschiedenen Rohren
- 🇪🇸 Abarcón de acero cincado, con dos lados roscados y cuatro tuercas, para la fijación de tubería varia
- 🇷🇺 Оцинкованный крепеж типа "U" для любого вида труб с двухсторонней резьбой и 4 гайками



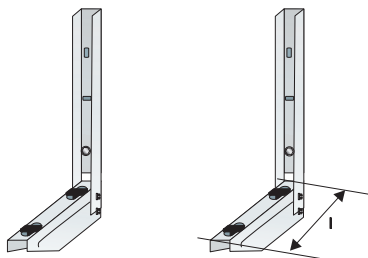
Item code	Pipe size	Stud size	Pcs. per box	Pcs. per carton
	∅ (")	M x L / L <sub>M</sub> (mm)		
AV 01 00 012	1/2"	M6 x 42 / 15	100	500
AV 01 00 034	3/4"	M6 x 48 / 15	100	500
AV 01 00 001	1"	M6 x 59 / 20	100	500
AV 01 00 114	1-1/4"	M6 x 68 / 20	100	500
AV 01 90 114	1-1/4"	M6 x 90 / 40	100	500
AV 01 00 112	1-1/2"	M8 x 81 / 25	-	100
AV 01 00 002	2"	M8 x 93 / 25	-	100
AV 01 00 212	2-1/2"	M8 x 108 / 25	-	100
AV 01 00 003	3"	M8 x 121 / 25	-	100
AV 01 00 312	3-1/2"	M8 x 134 / 25	-	100
AV 01 00 004	4"	M8 x 146 / 25	-	100
AV 01 00 005	5"	M8 x 172 / 25	-	100
AV 01 00 006	6"	M8 x 197 / 25	-	100

# EU 01

🇬🇧 **White painted steel L-Brackets for air conditioners engine fixing, with wall fixing and anti-vibration accessories**


- 🇫🇷 Console vernissée blanche pour climatiseurs à fixer au mur et avec accessoires anti-vibrations
- 🇩🇪 Weißlackierte Konsole für Klimaanlage, für Wandbefestigung, mit Anti-Vibrationszubehör
- 🇪🇸 Soporte de acero barnizado blanco para acondicionadores, completo de accesorios para la fijación a la pared y de accesorios anti-vibración
- 🇷🇺 Белый стальной кронштейн для кондиционеров в комплекте с крепежными и антивибрационными аксессуарами

🇬🇧 Until stockout  
 🇫🇷 Jusqu'à épuisement de stocks  
 🇩🇪 Solange der Vorrat reicht  
 🇪🇸 Hasta agotar existencias  
 🇷🇺 до окончания стока



Item code	Bracket length	Pcs. per carton
	l (mm)	
EU 01 00 380	380	1
EU 01 00 450	450	1

Usage / Utilisation / Benutzung / Uso / Применение



Box / Boîte / Verpackung / Caja / Упаковка



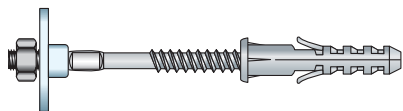
# ANR 01

## 🇬🇧 Dual thread screw with HDPE spacer, hex nut and plug, for wc water case fixing; two sets bag

- 🇫🇷 Vis double filet avec disque d'écartement en HDPE, écrou hexagonal et cheville, pour fixation de caisse de WC; sachet à 2 sets
- 🇩🇪 Doppelgewindeschraube mit Distanzscheibe aus HDPE, Sechskantmutter und Nylandübel, für Befestigung von WC- Kasten; im Beutel von 2 St.
- 🇪🇸 Tornillo doble rosca completo de taco de nylon, tuerca hexagonal cincada y separador de HDPE, para la fijación de cajas de wc en la pared; dos unidades en cada bolsa
- 🇷🇺 Двухсторонний шуруп в комплекте с HDPE прокладкой, гайкой и дюбелем для крепления смывных бачков, два набора в мешочке



CrVI Free



Item code	Anchor size $\varnothing \times L_a$ (mm)	Screw size $M \times L_s$ (mm)	Pcs. per bag	Bags per Carton
AN 01 08 090	10 x 60	M8 x 90	2	100

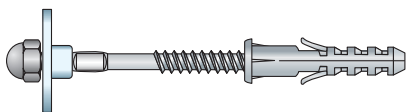
# ANW 01

## 🇬🇧 Dual thread screw with HDPE spacer, stainless steel domed cap nut and plug, for wc water case fixing; two sets bag

- 🇫🇷 Vis double filet avec disque d'écartement en HDPE, écrou borgne à calotte et cheville, pour fixation de caisse de WC; sachet à 2 sets
- 🇩🇪 Doppelgewindeschraube mit Distanzscheibe aus HDPE, Hutmutter und Nylandübel, für Befestigung von WC- Kasten; im Beutel von 2 St.
- 🇪🇸 Tornillo doble rosca completo de taco de nylon, tuerca ciega de Acero Inoxidable A2 y separador de HDPE, para la fijación de cajas de wc en la pared; dos unidades en cada bolsa
- 🇷🇺 Двухсторонний шуруп в комплекте с HDPE прокладкой, колпачковой шестигранной гайкой из нержавеющей стали и дюбелем для крепления смывных бачков, два набора в мешочке



CrVI Free

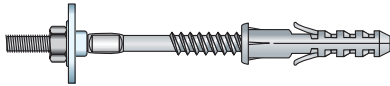


Item code	Anchor size $\varnothing \times L_a$ (mm)	Screw size $M \times L_s$ (mm)	Pcs. per bag	Bags per Carton
ANW 01 08 090	10 x 60	M8 x 90	2	100

# AO 01

## 🇬🇧 Dual thread screw with nylon washer and plug and zinc plated steel nut, for wash-basin fixing; two sets bag

- 🇫🇷 Vis double filet avec rondelle et cheville en nylon et écrou zingué, pour fixation des lavabos; enveloppe à deux sets
- 🇩🇪 Doppelgewindeschraube mit Scheibe und Nylondübel und verzinkter Schraubenmutter, für Befestigung von Waschbecken; Verpackung von zwei Sets
- 🇪🇸 Tornillo con doble rosca, completo de arandela y taco de nylon y tuerca de acero cincado, para la fijación de lavabos; dos unidades en cada bolsa
- 🇷🇺 Двухсторонний шуруп в комплекте с нейлоновой шайбой и дюбелем и с оцинкованной стальной гайкой для крепления раковин, два набора в мешочке

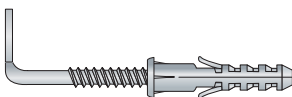


Item code	Anchor size ∅ x L (mm)	Screw size M x Ls (mm)	Pcs. per bag	Bags per Carton
AO 01 10 120	12 x 60	M10 x 120	2	100
AO 01 10 180	12 x 60	M10 x 180	2	100

# AU 01

## 🇬🇧 Zinc plated steel "L" screw with nylon plug for boiler fixing; two sets bag

- 🇫🇷 Crochet droit zingué avec cheville en nylon, pour fixation de chauffe-eau; enveloppe à deux sets
- 🇩🇪 Verzinkter Haken mit Nylondübel, für Befestigung von Boiler; Verpackung von zwei Sets
- 🇪🇸 Taco de nylon con gancho recto, para la fijación de calentadores; dos unidades en cada bolsa
- 🇷🇺 Оцинкованный стальной прямой крюк в комплекте с нейлоновым дюбелем для крепления паровых котлов, два набора в мешочке




Item code	Anchor size ∅ x L (mm)	Screw size ∅s x Ls (mm)	Pcs. per bag	Bags per Carton
AU 01 08 065	10 x 50	8 x 65	2	100
AU 01 10 095	14 x 80	10 x 95	2	100
AU 01 10 120	14 x 80	10 x 120	2	100

# AP 01

## 🇬🇧 WC and bidet fixing, with plug, dual thread zinc plated screw, conical plastic bush and domed cap nut

- 🇫🇷 Fixation pour WC et bidet, avec cheville, vis double filet en acier zingué, bague en plastique et écrou aveugle
- 🇩🇪 WC und Bidet Befestigung, mit Dübel, Doppelgewindeschraube aus verzinktem Stahl, Buchse aus Kunststoff und Hutmutter
- 🇪🇸 Tornillo doble rosca con taco, completo de cojinete de plástico y tuerca ciega, para la fijación de wc y bidet al suelo
- 🇷🇺 Крепление для унитаза и биде, с дюбелем, двухзаходным винтом из оцинкованной стали, пластиковой втулкой и глухой гайкой в упаковках по 4 шт.



Item code	Anchor size ∅ x L (mm)	Screw size M x Ls (mm)	Pcs. per bag	Bags per Carton
AP 01 06 070	8 x 40	M6 x 70	4	100
AP 01 06 080	8 x 40	M6 x 80	4	100

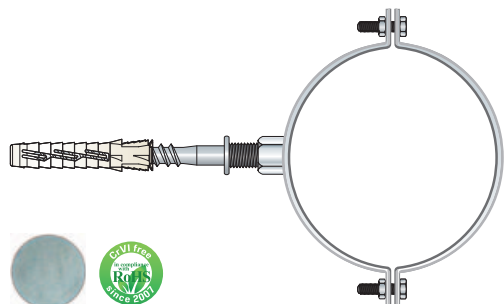
Box / Boîte / Verpackung / Caja / Упаковка



# AI 01

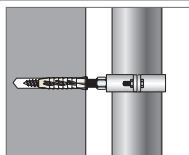
**🇬🇧 Zinc plated steel collar with pressed nut for light PVC pipe fixing, with dual thread screw M8 and nylon anchor, two sets bag**

- 🇫🇷** Collier zingué pour tubes pluviaux en PVC, avec vis double filet M8 et cheville en nylon, enveloppe à 2 sets
- 🇩🇪** Verzinkte Rohrschelle für Regenrohre aus PVC, mit Doppelgewindeschraube M8 und Nylondübel, Verpackung von 2 Sets
- 🇪🇸** Abrazadera de acero cincado para tubería ligera de PVC, completa de tornillo doble rosca M8 y taco de nylon; dos unidades en cada bolsa
- 🇷🇺** Оцинкованный стальной хомут со спрессованной гайкой для крепления легких труб из ПВХ в комплекте с двухсторонним шурупом M8 и с нейлоновым дюбелем, два набора в мешочке



Item code	Anchor size	Pipe size	Pcs. per bag	Bags per Carton
	∅ x La (mm)	∅ (mm)		
AI 01 00 060	10 x 50	60	2	100
AI 01 00 080	10 x 50	80	2	50
AI 01 00 100	10 x 50	100	2	50
AI 01 00 125	10 x 50	125	2	50
AI 01 00 140	10 x 50	140	2	50
AI 01 00 160	10 x 50	160	2	50
AI 01 00 200	10 x 50	200	2	25

Usage / Utilisation / Benutzung / Uso / Применение





Box / Boîte / Verpackung / Caja / Упаковка



# AI 02

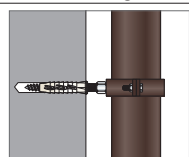
**🇬🇧 Chocolate brown painted steel collar with pressed nut for light PVC pipe fixing, with dual thread screw M8 and nylon anchor, two sets bag**

- 🇫🇷** Collier Marron foncé pour tubes pluviaux en PVC, avec vis double filet M8 et cheville en nylon, enveloppe à 2 sets
- 🇩🇪** Dunkelbraune Rohrschelle für Regenrohre aus PVC, mit Doppelgewindeschraube +M8 und Nylondübel, Verpackung von 2 Sets
- 🇪🇸** Abrazadera de acero barnizado marrón oscuro para tubería ligera de PVC, completa de tornillo doble rosca M8 y taco de nylon; dos unidades en cada bolsa
- 🇷🇺** Стальной темно-коричневый хомут со спрессованной гайкой для крепления легких труб из ПВХ в комплекте с двухсторонним шурупом M8 и нейлоновым дюбелем, два набора в мешочке



Item code	Anchor size	Pipe size	Pcs. per bag	Bags per Carton
	∅ x La (mm)	∅ (mm)		
AI 02 00 080	10 x 50	80	2	50
AI 02 00 100	10 x 50	100	2	50
AI 02 00 125	10 x 50	125	2	50

Usage / Utilisation / Benutzung / Uso / Применение



Box / Boîte / Verpackung / Caja / Упаковка






# AI 03

**🇬🇧 Zinc plated steel squared collar with pressed nut for light PVC pipe fixing, with dual thread screw M8 and nylon anchor, two sets bag**

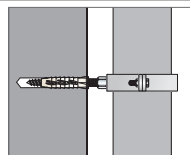
- 🇫🇷 Collier carré zingué pour tubes pluviaux en PVC, avec vis double filet M8 et cheville en nylon, enveloppe à 2 sets
- 🇩🇪 Verzinkte Vierkant- Rohrschelle für Regenrohre aus PVC, mit Doppelgewindeschraube M8 und Nylondübel, Verpackung von 2 Sets
- 🇪🇸 Abrazadera cuadrada de acero cincado para tubería ligera de PVC, completa de tornillo doble rosca M8 y taco de nylon; dos unidades en cada bolsa
- 🇷🇺 Оцинкованный стальной квадратный хомут со спрессованной гайкой для крепления легких труб из ПВХ в комплекте с двухсторонним шурупом M8 и нейлоновым дюбелем, два набора в мешочке



Zinc Plated CrVI Free

Item code	Anchor size Ø x L (mm)	Pipe size L1 x L2 (mm)	Pcs. per bag	Bags per Carton
AI 03 08 080	10 x 50	80 x 80	2	50
AI 03 10 100	10 x 50	100 x 100	2	50

Usage / Utilisation / Benutzung / Uso / Применение





Box / Boîte / Verpackung / Caja / Упаковка



# AI 04

**🇬🇧 Chocolate brown painted steel squared collar with pressed nut for light PVC pipe fixing, with dual thread screw M8 and nylon anchor, two sets bag**

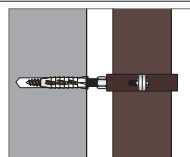
- 🇫🇷 Collier carré marron foncé pour tubes pluviaux en PVC, avec vis double filet M8 et cheville en nylon, enveloppe à 2 sets
- 🇩🇪 Dunkelbraune Vierkant- Rohrschelle für Regenrohre aus PVC, mit Doppelgewindeschraube M8 und Nylondübel, Verpackung von 2 Sets
- 🇪🇸 Abrazadera cuadrada de acero barnizado marrón oscuro para tubería ligera de PVC, completa de tornillo doble rosca M8 y taco de nylon; dos unidades en cada bolsa
- 🇷🇺 Стальной темно-коричневый квадратный хомут со спрессованной гайкой для крепления легких труб из ПВХ в комплекте с двухсторонним шурупом M8 и нейлоновым дюбелем, два набора в мешочке



Chocolate brown CrVI Free

Item code	Anchor size Ø x L (mm)	Pipe size L1 x L2 (mm)	Pcs. per bag	Bags per Carton
AI 04 08 080	10 x 50	80 x 80	2	50
AI 04 10 100	10 x 50	100 x 100	2	50

Usage / Utilisation / Benutzung / Uso / Применение




Box / Boîte / Verpackung / Caja / Упаковка



# AI 05 <sup>NEW</sup>

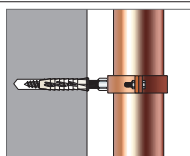
**🇬🇧 Copper collar (2 copper plated steel screws and nuts) with pressed nut for light PVC pipe fixing, with zinc plated steel dual thread screw M8 and nylon anchor, two sets bag**

- 🇫🇷** Collier en cuivre (2 vis et écrous en plaque de cuivre) avec écrou pressé pour tubes pluviaux légères en PVC, avec vis à double filetage en acier zingué M8 et cheville en nylon, enveloppe à deux jeux
- 🇩🇪** Kupfer Rohrschelle (2 verkupferte Schrauben und Mutter) mit gepresster Mutter zur Befestigung von leichten PVC-Rohren, mit verzinkter Stahldoppelgewindeschraube M8 und Nylandübel, Verpackung von 2 Sets
- 🇪🇸** Abrazadera de cobre con 2 tornillos y 2 tuercas de acero de cobre, para tubería ligera de PVC, completa de tornillo doble rosca M8 y taco de nylon; dos unidades en cada bolsa
- 🇷🇺** Медный хомут (с 2-мя шурупами и гайками из омеднённой стали) с запрессованной гайкой для крепления легких труб из ПВХ, с двухзаходным винтом M8 из оцинкованной стали и нейлоновым дюбелем, два комплекта в пакете



Item code	Anchor size Ø x L (mm)	Pipe size Ø (mm)	Pcs. per bag	Bags per Carton
AI 05 00 080	10 x 50	80	2	50
AI 05 00 100	10 x 50	100	2	50

Usage / Utilisation / Benutzung / Uso / Применение




Box / Boîte / Verpackung / Caja / Упаковка



# EG 03 <sup>NEW</sup>


**🇬🇧 Satiny black painted steel flue pipes collar with quick coupling system (one side), with black zinc plated stud M8x180 and nylon anchor, two sets bag**

- 🇫🇷** Collier pour tubes pluviaux en acier plaqué noir avec système de couplage rapide (une coté), avec goujon zingué noir M8X180 et cheville en nylon
- 🇩🇪** Rauchrohrschelle aus mattschwarz lackiertem Stahl mit Schnellkupplungssystem (einseitig), mit schwarz verzinktem Bolzen M8x180 und Nylonanker
- 🇪🇸** Abrazadera de acero barnizado negro para estufas de pellets, completa de espárrago de acero cincado negro M8x180 y taco de nylon; dos unidades en cada bolsa
- 🇷🇺** Круглая хомут из окрашенной в черный цвет стали с быстроразъемным соединением для дымохода, в комплекте с резьбовым стержнем и заглушкой. в пакете 2 шт.



Item code	Anchor size Ø x L (mm)	Pipe size Ø (mm)	Pcs. per bag	Bags per Carton
EG 03 00 080	12 x 70	80	2	50
EG 03 00 100	12 x 70	100	2	50

Usage / Utilisation / Benutzung / Uso / Применение



Box / Boîte / Verpackung / Caja / Упаковка



# CF 01

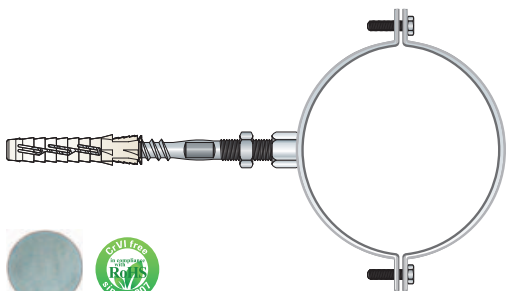
**🇬🇧 Zinc plated steel collar with welded nut for heavy pipe fixing, with dual thread screw M8 and nylon anchor, two sets bag**

**🇫🇷 Collier zingué avec écrou à souder pour tubes pluviaux lourdes, avec vis double filet M8 et cheville en nylon, enveloppe à 2 sets**

**🇩🇪 Verzinkte Rohrschelle mit Anlötmutter für schwere Regenrohre, mit Verbindungsschrauben und Doppelgewinde M8 und Nylondübel, Verpackung von 2 Sets**

**🇪🇸 Abrazadera de acero cincado con tuerca soldada para tubería pesada, completa de tornillo doble rosca M8 y taco de nylon, dos unidades en cada bolsa**

**🇷🇺 Оцинкованной стальной хомут со спаянной гайкой для крепления тяжелых труб в комплекте с двухсторонним шурупом M8 и нейлоновым дюбелем, два набора в мешочке**

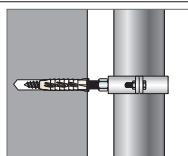


Item code	Anchor size Ø x L (mm)	Pipe size Ø (")	Pcs. per bag	Bags per Carton
CF 01 00 038	10 x 50	3/8"	2	50
CF 01 00 012	10 x 50	1/2"	2	50
CF 01 00 034	10 x 50	3/4"	2	50
CF 01 00 001	10 x 50	1"	2	50
CF 01 00 114	10 x 50	1-1/4"	2	50
CF 01 00 112	10 x 50	1-1/2"	2	50
CF 01 00 002	10 x 50	2"	2	50
CF 01 00 212	10 x 50	2-1/2"	2	25
CF 01 00 003	10 x 50	3"	2	25
CF 01 00 004	10 x 50	4"	2	25

Technical Data Sheet



Usage / Utilisation / Benutzung / Uso / Применение



Box / Boîte / Verpackung / Caja / Упаковка



# DL 01

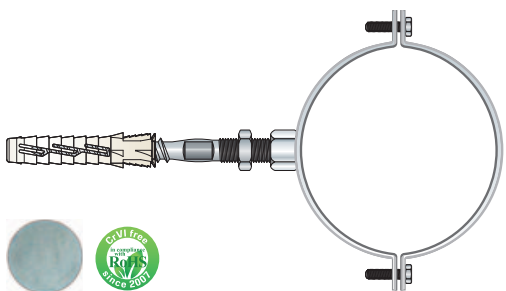
**🇬🇧 Zinc plated steel collar with M10 welded nut, for heavy pipe fixing, with dual thread screw M10 and nylon anchor, two sets bag**

**🇫🇷 Collier zingué avec écrou à souder M10 pour tubes pluviaux lourdes en PVC, avec vis double filet M10 et cheville en nylon, enveloppe à 2 sets**

**🇩🇪 Verzinkte Rohrschelle mit Anlötmutter M10 für schwere Regenrohre aus PVC, mit Verbindungsschrauben und Doppelgewinde M10 und Nylondübel, Verpackung von 2 Sets**

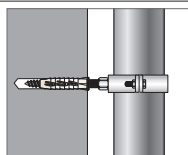
**🇪🇸 Abrazadera de acero cincado con tuerca soldada M10 para tubería pesada, completa de tornillo doble rosca M10 y taco de nylon, dos unidades en cada bolsa**

**🇷🇺 Оцинкованной стальной хомут со спаянной гайкой M10 для крепления тяжелых труб в комплекте с шурупом M10 с двойной резьбой и нейлоновым дюбелем, два набора в мешочке**



Item code	Anchor size Ø x L (mm)	Pipe size Ø (mm)	Pcs. per bag	Bags per Carton
DL 01 00 040	12 x 60	40	2	50
DL 01 00 050	12 x 60	50	2	25
DL 01 00 063	12 x 60	63	2	25
DL 01 00 075	12 x 60	75	2	25
DL 01 00 080	12 x 60	80	2	25
DL 01 00 090	12 x 60	90	2	25
DL 01 00 100	12 x 60	100	2	25
DL 01 00 110	12 x 60	110	2	25
DL 01 00 125	12 x 60	125	2	25
DL 01 00 140	12 x 60	140	2	25
DL 01 00 160	12 x 60	160	2	25
DL 01 00 200	12 x 60	200	2	25

Usage / Utilisation / Benutzung / Uso / Применение




Box / Boîte / Verpackung / Caja / Упаковка



# CL


## CL 01 - Steel collar with pressed nut for flue pipe fixing, with dual thread screw M8 and nylon anchor, two sets bag

- CL 01 - Collier zingué avec écrou à souder pour tuyau d'évacuation de la fumée, avec vis double filet M8 et cheville en nylon, enveloppe à 2 sets
- CL 01 - Verzinkte Rohrschelle mit Anlötmutter für Rauchabzugsrohr, mit Verbindungsschrauben mit doppeltem Gewinde M8 und Nylandübel, Verpackung von 2 Sets
- CL 01 - Abrazadera redonda de acero cincado con tuerca soldada para conductos de humo, completa de tornillo doble rosca M8 y taco de nylon; dos unidades en cada bolsa
- CL 01 - Оцинкованной стальной хомут со спрессованной гайкой для крепления дымоотвода в комплекте с двухсторонним шурупом M8 и нейлоновым дюбелем, два набора в мешочке




Item code	Anchor size ∅ x L (mm)	Flue pipe size ∅ (mm)	Pcs. per bag	Pcs. per carton
CL 01 00 100	10 x 60	100	2	25
CL 01 00 115	10 x 60	115	2	25
CL 01 00 150	10 x 60	150	2	25
CL 01 00 160	10 x 60	160	2	25
CL 01 00 180	10 x 60	180	2	25
CL 01 00 200	10 x 60	200	2	25
CL 01 00 220	10 x 60	220	2	25
CL 01 00 250	10 x 60	250	2	25
CL 01 00 300	10 x 60	300	2	10

## CL 02 Zinc plated steel squared collar / Collier carré zingué / Verzinkte Vierkant- Rohrschelle / Abrazadera cuadrada de acero cincado / Оцинкованной стальной прямоугольный хомут



Item code	Anchor size ∅ x L (mm)	Flue pipe size L1 x L2 (mm)	Pcs. per bag	Pcs. per carton
CL 02 00 200	10 x 60	200 x 200	2	12
CL 02 00 220	10 x 60	220 x 220	2	12
CL 02 00 250	10 x 60	250 x 250	2	12
CL 02 00 270	10 x 60	270 x 270	2	12
CL 02 00 320	10 x 60	320 x 320	2	12


Usage / Utilisation / Benutzung / Uso / Применение



Box / Boîte / Verpackung / Caja / Упаковка



## CL 03 A2 Stainless steel round collar / Collier en acier INOX A2 / Rohrschelle aus EDELSTAHL A2 / Abrazadera redonda de acero inoxidable A2 / Хомут из нержавеющей стали A2




Item code	Anchor size ∅ x L (mm)	Flue pipe size ∅ (mm)	Pcs. per bag	Pcs. per carton
CL 03 00 080	10 x 60	80	2	25
CL 03 00 100	10 x 60	100	2	25
CL 03 00 120	10 x 60	120	2	25
CL 03 00 140	10 x 60	140	2	25
CL 03 00 160	10 x 60	160	2	25
CL 03 00 200	10 x 60	200	2	25
CL 03 00 250	10 x 60	250	2	25
CL 03 00 300	10 x 60	300	2	10

Technical Data Sheet



Usage / Utilisation / Benutzung / Uso / Применение



Box / Boîte / Verpackung / Caja / Упаковка



Zinc Plated  
Zingué  
Verzinkt  
Acero cincado  
Оцинкованная сталь

	 DIN 975 - Steel threaded rod, ETA Approved	<ul style="list-style-type: none"> <li> DIN 975 - Barre fileté zinguée</li> <li> DIN 975 - Verzinkte Stange mit Gewinde</li> <li> DIN 975 - Varilla roscaada de acero cincado</li> <li> DIN 975 - Стальной резьбовый стержень</li> </ul>	<b>412</b>
	 Hexagonal head screw, zinc plated	<ul style="list-style-type: none"> <li> Vis tête hexagonale</li> <li> Sechskantschraube</li> <li> Tornillo cabeza hexagonal, cincado</li> <li> Стальной болт с шестигранной головкой</li> </ul>	<b>416</b>
	 Hexagonal head screw, A2 and A4 stainless steel	<ul style="list-style-type: none"> <li> Vis tête hexagonale en acier Inox A2 et A4</li> <li> Sechskantschraube aus Edelstahl A2 und A4</li> <li> Tornillo cabeza hexagonal, Acero Inoxidable A2 y A4</li> <li> Болт с шестигранной головкой из нержавеющей стали A2 и A4</li> </ul>	<b>418</b>
	 Special mushroom head screw 6-lobe recess 8.8 grade	<ul style="list-style-type: none"> <li> Vis autoperceuse tête hexagonale</li> <li> Sechskant-Bohrschrauben</li> <li> Tornillo especial con cabeza abombada 6 lóbulos internos, clase 8.8, cincado</li> <li> Винт класса 8.8 с низкой полукруглой головкой</li> </ul>	<b>419</b>
	 DIN 603+DIN 555 Mushroom head square neck bolt	<ul style="list-style-type: none"> <li> DIN603+DIN555 - Boulon tête bombée</li> <li> DIN603+DIN555 - Flachrundkopf- Bolzenschaft</li> <li> DIN 603 + DIN 555 - Tornillo con cabeza abombada y cuello cuadrado</li> <li> DIN 603 + DIN 555 - Оцинкованный мебельный болт с полукруглой головкой</li> </ul>	<b>420</b>
	 Combi raised (oval) countersunk head machine screw	<ul style="list-style-type: none"> <li> Vis tête fraisée bombée fendue</li> <li> Linsensenkopfschraube, mit Schlitz</li> <li> Tornillo con cabeza avellanada abombada de acero cincado</li> <li> Болт с полуотштампной головкой с комбинированным шлицем</li> </ul>	<b>423</b>
	 DIN 912 hex socket head cap bolt in A2 (AISI 304)	<ul style="list-style-type: none"> <li> DIN 912 - Vis tête cylindrique en acier Inox A2</li> <li> DIN 912 - Zylinderschraube aus Edelstahl A2</li> <li> DIN 912 - Tornillo con cabeza cilíndrica, de Acero Inoxidable A2</li> <li> DIN 912 - шуруп из нержавеющей стали A2 класса 70</li> </ul>	<b>423</b>
	 Hammer head screw A2 (AISI 304)	<ul style="list-style-type: none"> <li> Vis tête marteau en acier Inox A2, classe 70</li> <li> Hammerschraube aus Edelstahl A2</li> <li> Tornillo con cabeza de martillo, de Acero Inoxidable A2</li> <li> Шуруп из нержавеющей стали A2 класса 70</li> </ul>	<b>423</b>
	 Hexagonal blind security nuts	<ul style="list-style-type: none"> <li> Ecras borgne à calotte de sécurité</li> <li> Hutmutter mit Intrusionsschutz</li> <li> Cabezas inviolables con tuerca hexagonal ciega de seguridad</li> <li> Шестигранные антивандальные гайки</li> </ul>	<b>429</b>
	 Wings nut	<ul style="list-style-type: none"> <li> Ecras à oreilles</li> <li> Flügelmutter</li> <li> Tuerca palomilla</li> <li> Барашковая гайка</li> </ul>	<b>429</b>
	 Hexagonal nut	<ul style="list-style-type: none"> <li> Ecras hexagonale</li> <li> Sechskantmutter</li> <li> Tuerca hexagonal</li> <li> Шестигранная гайка</li> </ul>	<b>424</b>
	 Domed cap nuts	<ul style="list-style-type: none"> <li> Ecras borgne à calotte</li> <li> Hutmutter</li> <li> Tuercas ciegas</li> <li> Колпачковые шестигранные гайки</li> </ul>	<b>427</b>
	 Zinc plated steel washers	<ul style="list-style-type: none"> <li> Rondelle zinguée</li> <li> Verzinkte Scheibe</li> <li> Arandelas de acero cincado</li> <li> Оцинкованные стальные шайбы</li> </ul>	<b>430</b>
	 Round wire lock pin	<ul style="list-style-type: none"> <li> Broche de blocage avec protection circulaire</li> <li> Sperrstift mit Schutz</li> <li> Sistema bloccante circular de acero cincado</li> <li> Оцинкованный соединитель</li> </ul>	<b>436</b>
	 Dual thread screw, with pressed flat surfaces	<ul style="list-style-type: none"> <li> Vis avec double filet, avec surfaces plates pressées</li> <li> Schraube mit doppeltem Gewinde mit gepresster Flächen</li> <li> Tornillo doble rosca con parte central plana, de acero cincado</li> <li> Двухсторонний шуруп</li> </ul>	<b>436</b>
	 6-lobe shaped small cap fitting	<ul style="list-style-type: none"> <li> Cache- tête pour vis à 6 lobes</li> <li> Innensechsrund Schutzkappe</li> <li> Tapón clavable para tornillos</li> <li> колпачок-заглушка под шестигранный шлиц</li> </ul>	<b>436</b>

# BF 01

**DIN 976-1 - Zinc plated steel threaded rod 4.8 grade, special carton tube packing**


**DIN 976-1 - Barre filetée zinguée classe 4.8, emballage spécial en carton tubulaire**

**DIN 976-1 - Verzinkte Gewindestange Klasse 4.8, spezielle Verpackung in Rohrkarton**

**DIN 976-1 - Varilla roscada de acero cincado de clase 4.8, en especial tubo rígido de cartón**

**DIN 976-1 - Оцинкованный стальной резьбовый стержень класса 4.8, упаковка - специальная картонная трубка**

length 1.000 mm / longueur 1.000 mm / Länge 1.000 mm / largueza 1.000 mm / длина 1.000 мм




Floor stand

Available in floor stand  
(cod. KITBF01441)  
(see "Merchandising" section)

Item code	Size	Pcs. per carton
	M x L (mm)	
BF 01 03 100	M3 x 1.000	100
BF 01 04 100	M4 x 1.000	100
BF 01 05 100	M5 x 1.000	80
BF 01 06 100	M6 x 1.000	50
BF 01 08 100	M8 x 1.000	35
BF 01 10 100	M10 x 1.000	20
BF 01 12 100	M12 x 1.000	14
BF 01 14 100	M14 x 1.000	10
BF 01 16 100	M16 x 1.000	8
BF 01 18 100	M18 x 1.000	6
BF 01 20 100	M20 x 1.000	5
BF 01 22 100	M22 x 1.000	4
BF 01 24 100	M24 x 1.000	3
BF 01 27 100	M27 x 1.000	2
BF 01 30 100	M30 x 1.000	2
BF 01 33 100	M33 x 1.000	1
BF 01 36 100	M36 x 1.000	1
BF 01 39 100	M39 x 1.000	1

length 2.000 mm / longueur 2.000 mm / Länge 2.000 mm / largueza 2.000 mm / длина 2.000 мм



Item code	Size	Pcs. per carton
	M x L (mm)	
BF 01 06 200	M6 x 2.000	50
BF 01 08 200	M8 x 2.000	25
BF 01 10 200	M10 x 2.000	20
BF 01 12 200	M12 x 2.000	10
BF 01 14 200	M14 x 2.000	10
BF 01 16 200	M16 x 2.000	8
BF 01 20 200	M20 x 2.000	5



European Technical Assessment

Technical Data Sheet



Box / Boîte / Verpackung / Caja / Упаковка



# BF 05

**DIN 976-1 - Zinc plated steel threaded rod 8.8 grade, special carton tube packing**



**DIN 976-1 - Barre filetée zinguée classe 8.8, emballage spécial en carton tubulaire**

**DIN 976-1 - Verzinkte Gewindestange Klasse 8.8, spezielle Verpackung in Rohrkarton**

**DIN 976-1 - Varilla roscada de acero cincado de clase 8.8, en especial tubo rígido de cartón**

**DIN 976-1 - Оцинкованный стальной резьбовый стержень класса 8.8, упаковка - специальная картонная трубка**

length 1.000 mm / longueur 1.000 mm / Länge 1.000 mm / largueza 1.000 mm / длина 1.000 мм



**With one end yellow marked as required by DIN976-1**

**Avec une extrémité laquée jaune, selon la DIN 976-1**



**Mit einer Seit gelb lackiert, gemäß DIN 976-1**

**Un lado barnizado amarillo, según DIN 976-1**

**Один конец желтого цвета, согласно DIN 976-1**

Item code	Size	Pcs. per carton
	M x L (mm)	
BF 05 06 100	M6 x 1.000	50
BF 05 08 100	M8 x 1.000	35
BF 05 10 100	M10 x 1.000	20
BF 05 12 100	M12 x 1.000	14
BF 05 14 100	M14 x 1.000	10
BF 05 16 100	M16 x 1.000	8
BF 05 18 100	M18 x 1.000	6
BF 05 20 100	M20 x 1.000	5
BF 05 22 100	M22 x 1.000	4
BF 05 24 100	M24 x 1.000	3
BF 05 27 100	M27 x 1.000	2
BF 05 30 100	M30 x 1.000	2
BF 05 33 100	M33 x 1.000	1
BF 05 36 100	M36 x 1.000	1
BF 05 39 100	M39 x 1.000	1

length 3.000 mm / longueur 3.000 mm / Länge 3.000 mm / largueza 3.000 mm / длина 3.000 мм



**With one end yellow marked as required by DIN976-1**

**Avec une extrémité laquée jaune, selon la DIN 976-1**

**Mit einer Seit gelb lackiert, gemäß DIN 976-1**

**Un lado barnizado amarillo, según DIN 976-1**

**Один конец желтого цвета, согласно DIN 976-1**

Item code	Size	Pcs. per carton
	M x L (mm)	
BF 05 10 300	M10 x 3.000	12
BF 05 12 300	M12 x 3.000	8
BF 05 14 300	M14 x 3.000	6
BF 05 16 300	M16 x 3.000	5
BF 05 18 300	M18 x 3.000	4
BF 05 20 300	M20 x 3.000	3
BF 05 22 300	M22 x 3.000	2
BF 05 24 300	M24 x 3.000	2
BF 05 27 300	M27 x 3.000	2
BF 05 30 300	M30 x 3.000	1



European Technical Assessment






Technical Data Sheet



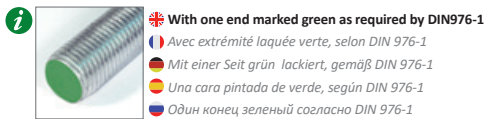

Box / Boîte / Verpackung / Caja / Упаковка








# BF 51 <sup>NEW</sup> INOX WAVE Stainless Steel

-  **DIN 976-1 - A2 (AISI 304) stainless steel threaded rod**
-  **DIN 976-1 - Barre filetée en acier INOX A2 (AISI 304)**
-  **DIN 976-1 - Gewindestange aus Edelstahl A2 (AISI 304)**
-  **DIN 976-1 - Varilla roscada de Acero Inoxidable A2 (AISI 304)**
-  **DIN 976-1 - A2 (AISI 304) стальной резьбовый стержень**

length 1.000 mm / longueur 1.000 mm / Länge 1.000 mm / largueza 1.000 mm / длина 1.000 мм



-  **With one end marked green as required by DIN976-1**
-  **Avec extrémité laquée verte, selon DIN 976-1**
-  **Mit einer Seit grün lackiert, gemäß DIN 976-1**
-  **Una cara pintada de verde, según DIN 976-1**
-  **Один конец зеленый согласно DIN 976-1**

Item code	Size	Pcs. per carton
	M x L (mm)	
<b>BF 51 05 100</b>	M5 x 1.000	50
<b>BF 51 06 100</b>	M6 x 1.000	50
<b>BF 51 08 100</b>	M8 x 1.000	50
<b>BF 51 10 100</b>	M10 x 1.000	25
<b>BF 51 12 100</b>	M12 x 1.000	20
<b>BF 51 14 100</b>	M14 x 1.000	10
<b>BF 51 16 100</b>	M16 x 1.000	10
<b>BF 51 18 100</b>	M18 x 1.000	10
<b>BF 51 20 100</b>	M20 x 1.000	5
<b>BF 51 22 100</b>	M22 x 1.000	5
<b>BF 51 24 100</b>	M24 x 1.000	5

Technical Data Sheet




Box / Boîte / Verpackung / Caja / Упаковка







# AQ 01


 Until stockout  
 Jusqu'à épuisement de stocks  
 Solange der Vorrat reicht  
 Hasta agotar existencias  
 до окончания стока


## DIN 558 - Hexagonal head screw, 4.8 grade, zinc plated

 DIN 558 - Vis tête hexagonale, classe 4.8, zinguée

 DIN 558 - Sechskantschraube, Klasse 4.8, verzinkt

 DIN 558 - Tornillo cabeza hexagonal, clase 4.8, cincado

 DIN 558 - Оцинкованный стальной болт класса 4.8 с шестигранной головкой



SW



CrVI Free


Item code	Size M x L (mm)	Pcs. per box	Pcs. per carton
<b>M6 / SW: 10</b>			
AQ 01 06 030	M6 x 30	200	2.000
AQ 01 06 080	M6 x 80	150	1.500
AQ 01 06 090	M6 x 90	150	750
<b>M8 / SW: 13</b>			
AQ 01 08 016	M8 x 16	150	1.500
AQ 01 08 035	M8 x 35	150	1.500
AQ 01 08 040	M8 x 40	150	750
AQ 01 08 090	M8 x 90	100	500
AQ 01 08 100	M8 x 100	100	500
<b>M10 / SW: 17</b>			
AQ 01 10 016	M10 x 16	100	1.000
AQ 01 10 020	M10 x 20	100	1.000
AQ 01 10 025	M10 x 25	100	1.000
AQ 01 10 030	M10 x 30	100	1.000
AQ 01 10 035	M10 x 35	100	500
AQ 01 10 060	M10 x 60	100	500
AQ 01 10 070	M10 x 70	100	500
AQ 01 10 090	M10 x 90	50	250
AQ 01 10 100	M10 x 100	50	250
<b>M12 / SW: 19</b>			
AQ 01 12 020	M12 x 20	50	500
AQ 01 12 030	M12 x 30	50	500
AQ 01 12 040	M12 x 40	50	500
AQ 01 12 050	M12 x 50	50	250
AQ 01 12 060	M12 x 60	50	250
AQ 01 12 070	M12 x 70	50	250
AQ 01 12 090	M12 x 90	50	250
AQ 01 12 100	M12 x 100	50	250


Box / Boîte / Verpackung / Caja / Упаковка




# RL 01


 **DIN 933 - UNI 5739 - Hexagonal head screw, 8.8 grade, zinc plated**













































 DIN 933 - UNI 5739 - Vis tête hexagonale, classe 8.8, zinguée

 DIN 933 - UNI 5739 - Sechskantschraube, Klasse 8.8, verzinkt

 DIN 933 - UNI 5739 - Tornillo cabeza hexagonal, clase 8.8, cincado

 DIN 933 - UNI 5739 - Оцинкованный стальной болт класса 8.8 с шестигранной головкой



Item code	Size M x L (mm)	Pcs. per box	Pcs. per carton
<b>M6 / SW: 10</b>			
 RL 01 06 016	M6 x 16	400	4.000
 RL 01 06 020	M6 x 20	400	4.000
 RL 01 06 025	M6 x 25	300	3.000
 RL 01 06 030	M6 x 30	200	2.000
 RL 01 06 040	M6 x 40	200	2.000
 RL 01 06 045	M6 x 45	200	2.000
 RL 01 06 050	M6 x 50	200	2.000
 RL 01 06 060	M6 x 60	150	1.500
 RL 01 06 070	M6 x 70	150	1.500
 RL 01 06 080	M6 x 80	150	750
 RL 01 06 085	M6 x 85	150	750
 RL 01 06 100	M6 x 100	150	750
 RL 01 06 105	M6 x 105	150	750
 RL 01 06 120	M6 x 120	150	750
 RL 01 06 125	M6 x 125	150	750
<b>M8 / SW: 13</b>			
 RL 01 08 016	M8 x 16	150	1.500
 RL 01 08 020	M8 x 20	150	1.500
 RL 01 08 025	M8 x 25	150	1.500
 RL 01 08 030	M8 x 30	150	1.500
 RL 01 08 035	M8 x 35	150	750
 RL 01 08 040	M8 x 40	150	750
 RL 01 08 045	M8 x 45	150	750
 RL 01 08 050	M8 x 50	150	750
 RL 01 08 060	M8 x 60	150	750
 RL 01 08 065	M8 x 65	150	750
 RL 01 08 070	M8 x 70	100	500
 RL 01 08 080	M8 x 80	100	500
 RL 01 08 085	M8 x 85	100	500
 RL 01 08 090	M8 x 90	100	500
 RL 01 08 100	M8 x 100	100	500
 RL 01 08 105	M8 x 105	100	500
 RL 01 08 120	M8 x 120	50	250
 RL 01 08 125	M8 x 125	50	250
 RL 01 08 140	M8 x 140	50	250
 RL 01 08 145	M8 x 145	25	250
<b>M10 / SW: 17</b>			
 RL 01 10 016	M10 x 16	100	1.000
 RL 01 10 020	M10 x 20	100	1.000
 RL 01 10 025	M10 x 25	100	500
 RL 01 10 030	M10 x 30	100	500
 RL 01 10 035	M10 x 35	100	500
 RL 01 10 040	M10 x 40	100	500
 RL 01 10 045	M10 x 45	100	500
 RL 01 10 050	M10 x 50	100	500
 RL 01 10 060	M10 x 60	100	500

&gt;&gt;&gt;

# RL 01

🇬🇧 DIN 933 - UNI 5739 - Hexagonal head screw, 8.8 grade, zinc plated

🇫🇷 DIN 933 - UNI 5739 - Vis tête hexagonale, classe 8.8, zinguée

🇩🇪 DIN 933 - UNI 5739 - Sechskantschraube, Klasse 8.8, verzinkt

🇪🇸 DIN 933 - UNI 5739 - Tornillo cabeza hexagonal, clase 8.8, cincado

🇷🇺 DIN 933 - UNI 5739 - Оцинкованный стальной болт класса 8.8 с шестигранной головкой

Item code	Size M x L (mm)	Pcs. per box	Pcs. per carton
ia RL 01 10 070	M10 x 70	100	500
RL 01 10 075	M10 x 75	100	500
ia RL 01 10 080	M10 x 80	100	500
RL 01 10 085	M10 x 85	50	250
ia RL 01 10 090	M10 x 90	50	250
ia RL 01 10 100	M10 x 100	50	250
■ RL 01 10 105	M10 x 105	50	250
■ RL 01 10 110	M10 x 110	50	250
■ RL 01 10 120	M10 x 120	50	250
■ RL 01 10 125	M10 x 125	25	250
■ RL 01 10 140	M10 x 140	25	250
■ RL 01 10 150	M10 x 150	25	250
● ■ RL 01 10 155	M10 x 155	20	200
● ■ RL 01 10 160	M10 x 160	20	200
● ■ RL 01 10 170	M10 x 170	20	200
M12 / SW: 19			
RL 01 12 020	M12 x 20	50	500
ia RL 01 12 030	M12 x 30	50	500
RL 01 12 035	M12 x 35	50	500
ia RL 01 12 040	M12 x 40	50	500
RL 01 12 050	M12 x 50	50	250
ia RL 01 12 060	M12 x 60	50	250
RL 01 12 070	M12 x 70	50	250
RL 01 12 075	M12 x 75	50	250
RL 01 12 080	M12 x 80	50	250
RL 01 12 090	M12 x 90	50	250
RL 01 12 100	M12 x 100	50	250
■ RL 01 12 110	M12 x 110	50	250
■ RL 01 12 115	M12 x 115	25	125
■ RL 01 12 120	M12 x 120	25	125
■ RL 01 12 130	M12 x 130	25	125
■ RL 01 12 150	M12 x 150	25	125
● ■ RL 01 12 160	M12 x 160	20	100
● ■ RL 01 12 170	M12 x 170	20	100
● ■ RL 01 12 180	M12 x 180	20	100
● ■ RL 01 12 200	M12 x 200	20	100
● ■ RL 01 12 210	M12 x 210	20	100
M14 / SW: 22			
New Item RL 01 14 030	M14 x 30	50	250
New Item RL 01 14 040	M14 x 40	50	250
New Item RL 01 14 050	M14 x 50	50	250
New Item RL 01 14 060	M14 x 60	25	125
New Item RL 01 14 070	M14 x 70	25	125
New Item RL 01 14 080	M14 x 80	25	125
New Item RL 01 14 090	M14 x 90	25	125
New Item RL 01 14 100	M14 x 100	25	125

>>>

Item code	Size M x L (mm)	Pcs. per box	Pcs. per carton
M16 / SW: 24			
New Item RL 01 16 030	M16 x 30	50	250
New Item RL 01 16 040	M16 x 40	25	125
New Item RL 01 16 050	M16 x 50	25	125
New Item RL 01 16 060	M16 x 60	25	125
New Item RL 01 16 070	M16 x 70	25	125
New Item RL 01 16 080	M16 x 80	25	125
New Item RL 01 16 090	M16 x 90	20	100
New Item RL 01 16 100	M16 x 100	20	100
New Item RL 01 16 120	M16 x 120	20	100
New Item RL 01 16 150	M16 x 150	15	75
M18 / SW: 27			
New Item RL 01 18 040	M18 x 40	25	125
New Item RL 01 18 050	M18 x 50	25	125
New Item RL 01 18 060	M18 x 60	25	125
New Item RL 01 18 070	M18 x 70	20	100
New Item RL 01 18 080	M18 x 80	20	100
New Item RL 01 18 090	M18 x 90	20	100
New Item RL 01 18 100	M18 x 100	20	100
M20 / SW: 30			
New Item RL 01 20 040	M20 x 40	25	125
New Item RL 01 20 050	M20 x 50	20	100
New Item RL 01 20 060	M20 x 60	20	100
New Item RL 01 20 070	M20 x 70	15	75
New Item RL 01 20 080	M20 x 80	15	75
New Item RL 01 20 090	M20 x 90	15	75
New Item RL 01 20 100	M20 x 100	15	75
New Item RL 01 20 120	M20 x 120	10	50
New Item RL 01 20 150	M20 x 150	10	50

■ As-rolled end (sheared end) - see ISO 4753-1999

● Thread length 150 mm until stockout; then full threaded (except M12 x 210)

Technical  
Data Sheet



Box / Boîte / Verpackung / Caja / Упаковка



# NI 01



## 🇬🇧 DIN 933 - A2 (AISI 304) stainless steel hexagonal head screw, property class 70

🇫🇷 DIN 933 - vis tête hexagonale en acier Inox A2 (AISI 304), classe70

🇩🇪 DIN 933 - Sechskantschraube aus Edelstahl A2 (AISI 304), Klasse70

🇪🇸 DIN 933 – Tornillo cabeza hexagonal de Acero Inoxidable A2 (AISI 304), clase de resistencia 70

🇷🇺 DIN 933 - A2 (AISI 304) болт из нержавеющей стали с шестигранной головкой, класс прочности 70



Item code	Size M x L (mm)	Pcs. per box	Pcs. per carton
<b>M6 / SW: 10</b>			
NI 01 06 060	M6 x 60	100	1.000
NI 01 06 075	M6 x 75	100	1.000
NI 01 06 100	M6 x 100	100	500
NI 01 06 120	M6 x 120	100	500
<b>M8 / SW: 13</b>			
NI 01 08 065	M8 x 65	100	500
NI 01 08 080	M8 x 80	100	500
NI 01 08 100	M8 x 100	100	500
NI 01 08 120	M8 x 120	50	250
<b>M10 / SW: 17</b>			
NI 01 10 065	M10 x 65	100	500
NI 01 10 075	M10 x 75	100	500
NI 01 10 080	M10 x 80	100	500
NI 01 10 100	M10 x 100	50	250
NI 01 10 110	M10 x 110	50	250
NI 01 10 120	M10 x 120	50	250
NI 01 10 130	M10 x 130	25	250
<b>M12 / SW: 19</b>			
NI 01 12 075	M12 x 75	50	250
NI 01 12 110	M12 x 110	50	250
NI 01 12 130	M12 x 130	25	125

Technical Data Sheet



Box / Boîte / Verpackung / Caja / Упаковка



# NI 31



## 🇬🇧 DIN 933 - A4 (AISI 316) stainless steel hexagonal head screw, property class 70

🇫🇷 DIN 933 - vis tête hexagonale en acier Inox A4 (AISI 316), classe70

🇩🇪 DIN 933 - Sechskantschraube aus Edelstahl A4 (AISI 316), Klasse70

🇪🇸 DIN 933 – Tornillo cabeza hexagonal de Acero Inoxidable A4 (AISI 316), clase de resistencia 70

🇷🇺 DIN 933 – A4 (AISI 316) болт из нержавеющей стали с шестигранной головкой, класс прочности 70



Item code	Size M x L (mm)	Pcs. per box	Pcs. per carton
<b>M6 / SW: 10</b>			
NI 31 06 050	M6 X 50	100	1.000
<b>M8 / SW: 13</b>			
NI 31 08 060	M8 X 60	100	500
<b>M10 / SW: 17</b>			
NI 31 10 080	M10 X 80	100	500
<b>M12 / SW: 19</b>			
NI 31 12 100	M12 X 100	50	250

Technical Data Sheet







Box / Boîte / Verpackung / Caja / Упаковка



# LT 01

## Special mushroom head screw 6-lobe recess 8.8 grade, zinc plated

-  Vis tête ronde empreinte 6 lobes classe 8.8, zinguée
-  Rundkopfschraube, Innensechsrund, Klasse 8.8, verzinkt
-  Tornillo especial con cabeza abombada 6 lóbulos internos, clase 8.8, cincado
-  Оцинкованный винт класса 8.8 с низкой полукруглой головкой с шестигранным шлицем



Item code	Size M x L (mm)	Pcs. per box	Pcs. per carton
<b>M8 / T-40</b>			
LT 01 08 065	M8 x 65	100	500
LT 01 08 085	M8 x 85	100	500
LT 01 08 105	M8 x 105	100	500
LT 01 08 125	M8 x 125	50	250
<b>M10 / T-40</b>			
LT 01 10 065	M10 x 65	100	500
LT 01 10 085	M10 x 85	50	250
LT 01 10 110	M10 x 110	50	250
LT 01 10 130	M10 x 130	50	250







Box / Boîte / Verpackung / Caja / Упаковка



# LT 02

## Zinc plated special mushroom Head screw 6-lobe recess 8.8 grade, with T40 shaped small cap to be hammered

-  Vis tête ronde empreinte 6 lobes classe 8.8, zinguée, avec cache-tête T-40 à marteler
-  Rundkopfschraube, Innensechsrund, Klasse 8.8, verzinkt, mit Schutzkappe T-40 Schutzkappe zu hämmern
-  Tornillo especial con cabeza abombada 6 lóbulos internos, clase 8.8, cincado, con tapón clavable T-40
-  Оцинкованный винт класса 8.8 с низкой полукруглой головкой с шестигранным шлицем с ударным колпачком -заглушкой T-40



Item code	Size M x L (mm)	Pcs. per box	Pcs. per carton
<b>M8 / T-40</b>			
LT 02 08 065	M8 x 65	100	500
LT 02 08 085	M8 x 85	100	500
LT 02 08 105	M8 x 105	100	500
LT 02 08 125	M8 x 125	50	250
<b>M10 / T-40</b>			
LT 02 10 065	M10 x 65	100	500
LT 02 10 085	M10 x 85	50	250
LT 02 10 110	M10 x 110	50	250
LT 02 10 130	M10 x 130	50	250



Box / Boîte / Verpackung / Caja / Упаковка



# CG 01

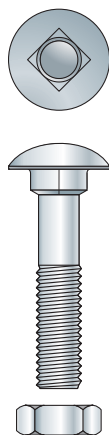
🇬🇧 DIN 603 (reduced shank) + DIN 555 - Mushroom head square neck bolt with Hex nut, zinc plated

🇫🇷 DIN 603 (tige réduite) + DIN 555 - Boulon tête bombée tige à collet carré avec écrou hexagonal, zingué

🇩🇪 DIN 603 (Dünnschacht) + DIN 555 - Flachrundschrube mit Vierkantansatz mit Sechskantmutter, verzinkt

🇪🇸 DIN 603 (pie reducido) + DIN 555 - Tornillo con cabeza abombada y cuello cuadrado, con tuerca hexagonal, cincado

🇷🇺 DIN 603 + DIN 555 - Оцинкованный мебельный болт с полукруглой головкой и квадратным подголовником с шестигранной гайкой



Box / Boîte / Verpackung / Caja / Упаковка




Item code	Size M x L (mm)	Pcs. per box	Pcs. per carton
<b>M5 / SW: 8</b>			
CG 01 05 010	M5 x 10	200	2.000
CG 01 05 016	M5 x 16	200	2.000
CG 01 05 020	M5 x 20	200	2.000
CG 01 05 025	M5 x 25	200	2.000
CG 01 05 030	M5 x 30	200	2.000
CG 01 05 035	M5 x 35	200	2.000
CG 01 05 040	M5 x 40	200	2.000
CG 01 05 045	M5 x 45	200	2.000
CG 01 05 050	M5 x 50	200	2.000
CG 01 05 055	M5 x 55	200	2.000
CG 01 05 060	M5 x 60	200	2.000
CG 01 05 070	M5 x 70	200	2.000
<b>M6 / SW: 10</b>			
CG 01 06 016	M6 x 16	200	2.000
CG 01 06 020	M6 x 20	200	2.000
CG 01 06 025	M6 x 25	200	2.000
CG 01 06 030	M6 x 30	200	2.000
CG 01 06 035	M6 x 35	200	2.000
CG 01 06 040	M6 x 40	200	2.000
CG 01 06 045	M6 x 45	200	2.000
CG 01 06 050	M6 x 50	200	1.000
CG 01 06 055	M6 x 55	200	1.000
CG 01 06 060	M6 x 60	100	1.000
CG 01 06 065	M6 x 65	100	1.000
CG 01 06 070	M6 x 70	100	1.000
CG 01 06 080	M6 x 80	100	1.000
CG 01 06 090	M6 x 90	100	1.000
CG 01 06 100	M6 x 100	100	1.000
CG 01 06 110	M6 x 110	100	1.000
CG 01 06 120	M6 x 120	100	1.000
CG 01 06 130	M6 x 130	100	500
CG 01 06 140	M6 x 140	100	500
CG 01 06 150	M6 x 150	100	500
<b>M8 / SW: 13</b>			
CG 01 08 016	M8 x 16	200	1.000
CG 01 08 020	M8 x 20	200	1.000
CG 01 08 025	M8 x 25	200	1.000
CG 01 08 030	M8 x 30	100	1.000
CG 01 08 035	M8 x 35	100	1.000
CG 01 08 040	M8 x 40	100	1.000
CG 01 08 045	M8 x 45	100	1.000
CG 01 08 050	M8 x 50	100	500
CG 01 08 055	M8 x 55	100	500
CG 01 08 060	M8 x 60	100	500
CG 01 08 070	M8 x 70	100	500
CG 01 08 080	M8 x 80	100	500
CG 01 08 090	M8 x 90	100	500
CG 01 08 100	M8 x 100	50	500
CG 01 08 110	M8 x 110	50	500
CG 01 08 120	M8 x 120	50	500
CG 01 08 130	M8 x 130	50	500
CG 01 08 140	M8 x 140	50	500
CG 01 08 150	M8 x 150	50	250
CG 01 08 160	M8 x 160	50	250
CG 01 08 170	M8 x 170	50	250
CG 01 08 180	M8 x 180	50	250
CG 01 08 200	M8 x 200	50	250
<b>M10 / SW: 17</b>			
CG 01 10 020	M10 x 20	100	500
CG 01 10 025	M10 x 25	100	500
CG 01 10 030	M10 x 30	100	500
CG 01 10 035	M10 x 35	100	500
CG 01 10 040	M10 x 40	50	500

# CG 01

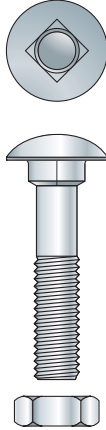
 **DIN 603 (reduced shank) + DIN 555 - Mushroom head square neck bolt with Hex nut, zinc plated**

 **DIN 603 (tige réduite) + DIN 555 - Boulon tête bombée tige à collet carré avec écrou hexagonal, zingué**

 **DIN 603 (Dünnschacht) + DIN 555 - Flachrundschrube mit Vierkantansatz mit Sechskantmutter, verzinkt**

 **DIN 603 (pie reducido) + DIN 555 - Tornillo con cabeza abombada y cuello cuadrado, con tuerca hexagonal, cincado**

 **DIN 603 + DIN 555 - Оцинкованный мебельный болт с полукруглой головкой и квадратным подголовником с шестигранной гайкой**



Item code	Size M x L (mm)	Pcs. per box	Pcs. per carton
<b>M10 / SW: 17</b>			
CG 01 10 045	M10 x 45	50	500
CG 01 10 050	M10 x 50	50	500
CG 01 10 060	M10 x 60	50	500
CG 01 10 070	M10 x 70	50	250
CG 01 10 080	M10 x 80	50	250
CG 01 10 090	M10 x 90	50	250
CG 01 10 100	M10 x 100	50	250
CG 01 10 110	M10 x 110	50	250
CG 01 10 120	M10 x 120	50	250
CG 01 10 130	M10 x 130	25	250
CG 01 10 140	M10 x 140	25	250
CG 01 10 150	M10 x 150	25	250
CG 01 10 160	M10 x 160	25	250
CG 01 10 170	M10 x 170	25	125
CG 01 10 180	M10 x 180	25	125
CG 01 10 190	M10 x 190	25	125
CG 01 10 200	M10 x 200	25	125
CG 01 10 220	M10 x 220	25	125
CG 01 10 240	M10 x 240	25	125
CG 01 10 250	M10 x 250	25	150
CG 01 10 260	M10 x 260	25	150
CG 01 10 280	M10 x 280	25	150
CG 01 10 300	M10 x 300	25	150
<b>M12 / SW: 19</b>			
CG 01 12 025	M12 x 25	50	250
CG 01 12 030	M12 x 30	50	250
CG 01 12 035	M12 x 35	50	250
CG 01 12 040	M12 x 40	50	250
CG 01 12 045	M12 x 45	50	250
CG 01 12 050	M12 x 50	50	250
CG 01 12 060	M12 x 60	50	250
CG 01 12 070	M12 x 70	25	250
CG 01 12 080	M12 x 80	25	250
CG 01 12 090	M12 x 90	25	250
CG 01 12 100	M12 x 100	25	250
CG 01 12 110	M12 x 110	25	125
CG 01 12 120	M12 x 120	25	125
CG 01 12 130	M12 x 130	25	125
CG 01 12 140	M12 x 140	25	125
CG 01 12 150	M12 x 150	25	125
CG 01 12 160	M12 x 160	25	125
CG 01 12 170	M12 x 170	25	125
CG 01 12 180	M12 x 180	25	125
CG 01 12 190	M12 x 190	20	100
CG 01 12 200	M12 x 200	20	100
CG 01 12 220	M12 x 220	20	100
CG 01 12 230	M12 x 230	20	100
CG 01 12 240	M12 x 240	20	100
CG 01 12 250	M12 x 250	20	100
CG 01 12 260	M12 x 260	20	100
CG 01 12 280	M12 x 280	20	100
CG 01 12 300	M12 x 300	20	100
<b>M16 / SW: 24</b>			
CG 01 16 050	M16 x 50	25	125
CG 01 16 060	M16 x 60	25	125
CG 01 16 070	M16 x 70	25	125
CG 01 16 080	M16 x 80	25	125
CG 01 16 090	M16 x 90	25	125
CG 01 16 100	M16 x 100	20	100
CG 01 16 110	M16 x 110	20	100
CG 01 16 120	M16 x 120	20	100
CG 01 16 130	M16 x 130	20	100

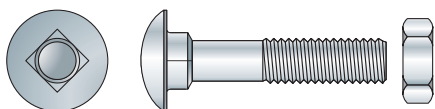
Box / Boîte / Verpackung / Caja / Упаковка



# CGI 01

## 🇬🇧 DIN 603 (reduced shank) + DIN 555 - Mushroom head square neck bolt with Hex nut, zinc plated - BULK PACKING

- 🇫🇷 DIN 603 (tige réduite) + DIN 555 - Boulon tête bombée tige à collet carré avec écrou hexagonal, zingué, emballage vrac
- 🇩🇪 DIN 603 (Dünnschaft) + DIN 555 - Flachrundschraube mit Vierkantansatz mit Sechskantmutter, verzinkt, lose Verpackung
- 🇪🇸 DIN 603 (pie reducido) + DIN 555 - Tornillo con cabeza abombada y cuello cuadrado, con tuerca hexagonal, cincado - A GRANEL
- 🇷🇺 DIN 603 + DIN 555 - Оцинкованный мебельный болт с полукруглой головкой и квадратным подголовником с шестигранной гайкой - ИНДУСТРИАЛЬНАЯ УПАКОВКА



Item code	Size M x L (mm)	Pcs. per box	Pcs. per carton
<b>M6 / SW: 10</b>			
CGI 01 06 016	M6 x 16	2.000	4.000
CGI 01 06 020	M6 x 20	2.000	4.000


Box / Boîte / Verpackung / Caja / Упаковка



# CG 04

## 🇬🇧 DIN 603 (reduced shank) + DIN 555 - Mushroom head square neck bolt with Hex nut, black zinc plated

- 🇫🇷 DIN 603 (tige réduite) + DIN 555 - Boulon tête bombée tige à collet carré avec écrou hexagonal, zingué noir
- 🇩🇪 DIN 603 (Dünnschaft) + DIN 555 - Flachrundschraube mit Vierkantansatz mit Sechskantmutter, schwarz verzinkt
- 🇪🇸 DIN 603 (pie reducido) + DIN 555 - Tornillo con cabeza abombada y cuello cuadrado, con tuerca hexagonal, cincado negro
- 🇷🇺 DIN 603 + DIN 555 - Оцинкованный мебельный болт с полукруглой головкой и квадратным подголовником с шестигранной гайкой, цинкованным черного цвета




Item code	Size M x L (mm)	Pcs. per box	Pcs. per carton
<b>M5 / SW: 8</b>			
CG 04 05 025	M5 x 25	200	2.000
CG 04 05 030	M5 x 30	200	2.000
CG 04 05 035	M5 x 35	200	2.000
CG 04 05 040	M5 x 40	200	2.000
CG 04 05 045	M5 x 45	200	2.000
CG 04 05 050	M5 x 50	200	2.000
CG 04 05 055	M5 x 55	200	2.000
CG 04 05 060	M5 x 60	200	2.000
<b>M6 / SW: 10</b>			
CG 04 06 040	M6 x 40	200	2.000
CG 04 06 060	M6 x 60	100	1.000

# CG 51

## 🇬🇧 DIN 603 - Mushroom head square neck bolt, A2 (AISI 304)

- 🇫🇷 DIN 603 - Boulon tête bombée tige à collet carré en acier inox A2
- 🇩🇪 DIN 603 - Flachrundschraube mit Vierkantansatz aus Edelstahl A2
- 🇪🇸 DIN 603 - Tornillo con cabeza abombada y cuello cuadrado, de Acero Inoxidable A2
- 🇷🇺 DIN 603 - Болт с полукруглой головкой и квадратным подголовником из нержавеющей стали A2



Item code	Size M x L (mm)	Pcs. per box	Pcs. per carton
CG 51 08 025	M8 x 25	200	1.000
CG 51 10 030	M10 x 30	100	500

Box / Boîte / Verpackung / Caja / Упаковка






# ZA 01

## Combi raised (oval) countersunk head screw, zinc plated, bulk packing

- Vis tête fraisée bombée fendue, zinguée, emballage vrac
- Verzinkte Linsensenkopfschraube, mit Schlitz, lose Verpackung
- Tornillo con cabeza avellanada abombada, de acero cincado; a granel
- Оцинкованный болт с полупотайной головкой с комбинированным шлицем, в индустриальной упаковке



Item code	Size	Pcs. per box	Pcs. per carton
	M x L (mm)		
ZA 01 04 043	M4 x 43	500	5.000
ZA 01 04 048	M4 x 48	500	2.500
ZA 01 04 060	M4 x 60	500	2.500
ZA 01 05 050	M5 x 50	500	2.500
ZA 01 05 065	M5 x 65	500	2.500

# RQ 51



## DIN 912 A2-70 (AISI 304) stainless steel Cylinder head hex recess screw

- DIN 912 - Vis tête cylindrique à six pans creux en acier Inox A2 (AISI 304), classe 70, passivée
- DIN 912 - Zylinderschraube mit Innensechskant aus Edelstahl A2 (AISI 304), Klasse 70, passiviert
- DIN 912 - Tornillo con cabeza cilíndrica con huella hexagonal, de Acero Inoxidable A2 (AISI 304), clase 70, pasivado
- DIN 912 - шуруп из нержавеющей стали A2 (AISI 304) класса 70 пассивирован с цилиндрической головкой с внутренним шестигранником



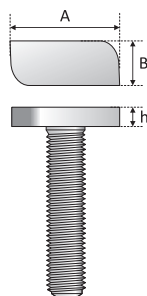
Item code	Size	Pcs. per box	Pcs. per carton
	M x L (mm)		
Hex recess (s): 6			
RQ 51 08 010	M8 x 10	200	2.000
RQ 51 08 020	M8 x 20	200	1.000
RQ 51 08 025	M8 x 25	200	1.000
RQ 51 08 030	M8 x 30	200	1.000
RQ 51 08 035	M8 x 35	200	1.000
RQ 51 08 040	M8 x 40	100	1.000
RQ 51 08 045	M8 x 45	100	1.000
RQ 51 08 050	M8 x 50	100	1.000
RQ 51 08 060	M8 x 60	50	500
RQ 51 08 070	M8 x 70	50	500
RQ 51 08 080	M8 x 80	50	500
RQ 51 08 090	M8 x 90	50	500

# SR 51



## A2-70 (AISI 304) stainless steel hammer head screw

- Vis tête marteau en acier Inox A2 (AISI 304), classe 70, passivée
- Hammerschraube aus Edelstahl A2 (AISI 304), Klasse 70, passiviert
- Tornillo con cabeza de martillo, de Acero Inoxidable A2 (AISI 304), clase 70, pasivado
- Шуруп из нержавеющей стали A2 (AISI 304) класса 70 пассивирован с головкой-молотком



Item code	Size	Head size	Pcs. per box	Pcs. per carton
	M x L (mm)	A x B x h (mm)		
SR 51 08 020	M8 x 20	23 x 10,2 x 4	200	1.000
SR 51 08 030	M8 x 30	23 x 10,2 x 4	200	1.000
SR 51 08 040	M8 x 40	23 x 10,2 x 4	100	1.000
SR 51 10 020	M10 x 20	23 x 10,2 x 4,5	100	1.000
SR 51 10 030	M10 x 30	23 x 10,2 x 4,5	100	1.000
SR 51 10 040	M10 x 40	23 x 10,2 x 4,5	100	500

# AR 01

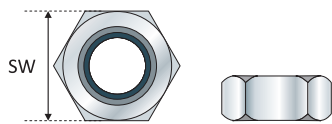
**🇬🇧 DIN 934 - Steel hexagonal nut, property class 8 (according to DIN 267-4), zinc plated**

**🇫🇷 DIN 934 - Écrou hexagonal en acier, classe 8 (selon le DIN 267-4), zingué**

**🇩🇪 DIN 934 - Sechskantmutter, Klasse 8 (laut DIN 267-4), verzinkt**

**🇪🇸 DIN 934 - Tuerca hexagonal de clase 8 (según DIN 267-4), de acero cincado**

**🇷🇺 DIN 934 - UNI 5588 - Шестигранная гайка из оцинкованной стали класс 8 по DIN 267-4**



Technical Data Sheet



Item code	Size	Pcs. per box	Pcs. per carton
	M / SW		
AR 01 00 004	M4 / 7	2.000	20.000
AR 01 00 005	M5 / 8	1.000	10.000
AR 01 00 006	M6 / 10	1.000	10.000
AR 01 00 007	M7 / 11	500	5.000
AR 01 00 008	M8 / 13	500	5.000
AR 01 00 010	M10 / 17	200	2.000
AR 01 00 012	M12 / 19	100	1.000
AR 01 00 014	M14 / 22	100	1.000
AR 01 00 016	M16 / 24	50	500
AR 01 00 018	M18 / 27	50	500
AR 01 00 020	M20 / 30	50	250
AR 01 00 022	M22 / 32	50	250
AR 01 00 024	M24 / 36	50	250
AR 01 00 027	M27 / 41	25	125
AR 01 00 030	M30 / 46	20	100
AR 01 00 033	M33 / 50	15	75
AR 01 00 036	M36 / 55	10	50
AR 01 00 039	M39 / 60	5	25

# QT 01

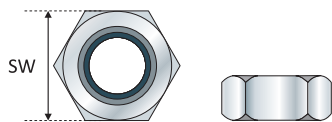
**🇬🇧 ISO 4032 - Steel hexagonal nut, property class 8 (according to ISO 898-2), zinc plated**

**🇫🇷 ISO 4032 - Écrou hexagonal en acier, classe 8 (selon le ISO 898-2), zingué**

**🇩🇪 ISO 4032 - Sechskantmutter Klasse 8 (laut ISO 898-2), verzinkt**

**🇪🇸 ISO 4032 - Tuerca hexagonal de clase 8 (según ISO 898-2), de acero cincado**

**🇷🇺 ISO 4032 - Шестигранная гайка из оцинкованной стали класс 8 (согласно ISO 898-2)**



Technical Data Sheet



Item code	Size	Pcs. per box	Pcs. per carton
	M / SW		
QT 01 00 006	M6 / 10	1.000	10.000
QT 01 00 008	M8 / 13	500	5.000
QT 01 00 010	M10 / 16	200	2.000
QT 01 00 012	M12 / 18	100	1.000
QT 01 00 014	M14 / 21	100	1.000
QT 01 00 016	M16 / 24	50	500
QT 01 00 018	M18 / 27	50	250
QT 01 00 020	M20 / 30	50	250
QT 01 00 022	M22 / 34	50	250
QT 01 00 024	M24 / 36	50	250
QT 01 00 027	M27 / 41	25	125
QT 01 00 030	M30 / 46	20	100

# DJ 01

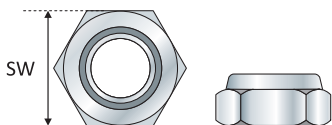
**🇬🇧 ISO 7040 - DIN 982 - Hexagonal nylon insert lock nut, property class 8 (according to ISO 898-2), zinc plated**

**🇫🇷 ISO 7040 - DIN 982 - Écrou freiné hexagonal avec anneau en nylon, classe 8 (selon le ISO 898-2), zingué**

**🇩🇪 ISO 7040 - DIN 982 - UNI 7473 - Selbstsichernde Sechskantmutter aus Klasse 8, verzinkt, mit Nylonring aus Klasse 8 (laut ISO 898-2)**

**🇪🇸 ISO 7040 - DIN 982 - Tuerca hexagonal autoblocante de clase 8 (según ISO 898-2), de acero cincado, con anillo de nylon**

**🇷🇺 ISO 7040 - DIN 982 - UNI 7473 - Самоконтрящаяся шестигранная гайка класса 8, из оцинкованной стали, с нейлоновым кольцом (согласно ISO 898-2)**



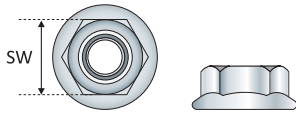
Technical Data Sheet



Item code	Size	Pcs. per box	Pcs. per carton
	M / SW		
DJ 01 00 005	M5 / 8	1.000	10.000
DJ 01 00 006	M6 / 10	500	5.000
DJ 01 00 008	M8 / 13	250	2.500
DJ 01 00 010	M10 / 17	200	2.000
DJ 01 00 012	M12 / 19	100	1.000

# QJ 01 <sup>NEW</sup>

- ISO 4161 - DIN 6923 - Steel hexagonal flanged nut with locking serration property class 8 (according to ISO 898-2), zinc plated
- ISO 4161 - DIN 6923 - Écrou de blocage à denture, classe 8 (selon le ISO 898-2), zingué
- ISO 4161 - DIN 6923 - Sechskant Flanschmutter mit Sperrverzahnung, Klasse 8 (laut ISO 898-2), verzinkt
- ISO 4161 - DIN 6923 - Tuerca hexagonal rebordeada con estrías bloqueadoras, de acero cincado clase 8 (según ISO 898-2)
- ISO 4161 - DIN 6923 - Шестигранная фланцевая гайка из оцинкованной стали класс прочности 8 (в соответствии с ISO 898-2)



Technical Data Sheet

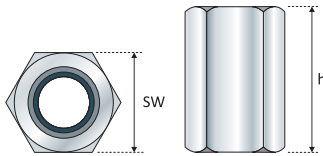


Item code	Size	Pcs. per box	Pcs. per carton
	M / SW		
QJ 01 00 004*	M4 / 7	1.000	10.000
QJ 01 00 005	M5 / 8	1.000	10.000
QJ 01 00 006	M6 / 10	500	5.000
QJ 01 00 008	M8 / 13	250	2.500
QJ 01 00 010	M10 / 15	150	1.500
QJ 01 17 010*	M10 / 17	100	1.000
QJ 01 00 012	M12 / 18	50	500
QJ 01 00 014	M14 / 21	50	500
QJ 01 00 016	M16 / 24	25	250
QJ 01 00 020	M20 / 30	20	200

\* Size out of standard ISO 4161

# HC 01

- Hexagonal coupling nut, mechanical properties as per class 8 (according to DIN 267-4), zinc plated
- Écrou à chapeau hexagonal, propriétés mécaniques classe 8 (selon le DIN 267-4), zingué
- Sechskant - Verbindungsmutter, verzinkt, mechanische Eigenschaften wie Klasse 8 (laut DIN 267-4)
- Manguito de unión hexagonal, propiedades mecánicas de clase 8 (según DIN 267-4), de acero cincado
- Шестигранная накидная гайка из оцинкованной стали механические свойства класса 8 (согласно DIN 267-4)



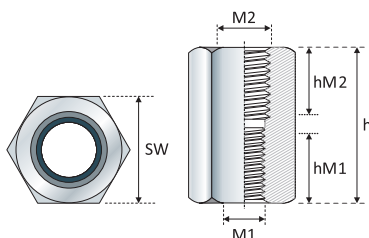
Technical Data Sheet



Item code	Size	Pcs. per box	Pcs. per carton
	M x h / SW (mm)		
HC 01 05 015	M5 x 15 / 8	200	2.000
HC 01 05 020	M5 x 20 / 8	200	2.000
HC 01 06 018	M6 x 18 / 10	200	2.000
HC 01 06 030	M6 x 30 / 10	100	1.000
HC 01 06 040	M6 x 40 / 10	100	1.000
HC 01 08 024	M8 x 24 / 13	100	1.000
HC 01 08 030	M8 x 30 / 13	100	1.000
HC 01 08 040	M8 x 40 / 13	100	500
HC 01 10 030	M10 x 30 / 17	100	500
HC 01 10 040	M10 x 40 / 17	50	500
HC 01 12 036	M12 x 36 / 19	50	250
HC 01 14 042	M14 x 42 / 22	25	250
HC 01 16 048	M16 x 48 / 24	15	150
HC 01 18 054	M18 x 54 / 27	20	100
HC 01 20 060	M20 x 60 / 30	20	100
HC 01 22 066	M22 x 66 / 32	10	50
HC 01 24 072	M24 x 72 / 36	6	30
HC 01 27 081	M27 x 81 / 41	5	25
HC 01 30 090	M30 x 90 / 46	4	20

# TC 01 <sup>NEW</sup>

- Hexagonal coupling nut with two different inner threads, mechanical properties as per class 8 (according to DIN 267-4), zinc plated
- Écrou à chapeau hexagonal avec deux filetages internes différents, propriétés mécaniques classe 8 (selon le DIN 267-4), zingué
- Sechskant - Verbindungsmutter mit zwei verschiedenen Innengewinden, verzinkt, mechanische Eigenschaften wie Klasse 8 (laut DIN 267-4)
- Manguito de unión hexagonal con dos roscas diferentes, propiedades mecánicas de clase 8 (según DIN 267-4), de acero cincado
- Шестигранная соединительная гайка с 2 различными внутренними резьбами, из оцинкованной стали. механические свойства класса 8 (согласно DIN 267-4)



Technical Data Sheet



Item code	Size	Pcs. per box	Pcs. per carton
	M1/M2 x h / SW (mm)		
TC 01 06 08 018	M6/M8 x 18 / 10	200	2.000
TC 01 06 08 024	M6/M8 x 24 / 10	100	1.000
TC 01 08 10 024	M8/M10 x 24 / 13	100	1.000
TC 01 08 10 030	M8/M10 x 30 / 13	50	500
TC 01 10 12 030	M10/M12 x 30 / 17	50	250

## PD 01

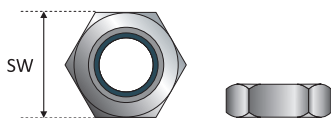
 **DIN 934 - A2 (AISI 304) stainless steel hex nut, property class 70 (according to DIN 267-11)**

 **DIN 934 - (AISI 304) Écrou hexagonal en acier INOX A2, classe 70 (selon le DIN 267-11)**

 **DIN 934 - Sechskantmutter aus Edelstahl A2 (AISI 304), Klasse 70 (laut DIN 267-11)**

 **DIN 934 - Tuerca Hexagonal de Acero Inoxidable A2 (AISI 304), clase de resistencia 70 (según DIN 267-11)**

 **DIN 934 - A2 (AISI 304) шестигранная гайка из нержавеющей стали класс 70 (согласно DIN 267-11)**



Technical Data Sheet



	Item code	Size	Pcs. per box	Pcs. per carton
		M / SW		
New Item	PD 01 00 005	M5 / 8	1.000	10.000
	PD 01 00 006	M6 / 10	500	5.000
	PD 01 00 008	M8 / 13	250	2.500
	PD 01 00 010	M10 / 17	200	2.000
	PD 01 00 012	M12 / 19	100	1.000
New Item	PD 01 00 014	M14 / 22	50	500
New Item	PD 01 00 016	M16 / 24	50	500
New Item	PD 01 00 018	M18 / 27	25	250
New Item	PD 01 00 020	M20 / 30	25	250
New Item	PD 01 00 022	M22 / 32	25	250
New Item	PD 01 00 024	M24 / 36	25	125


## DJ 51

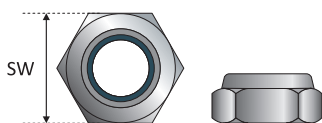
 **Similar to DIN 985 - A2 (AISI 304) stainless steel hex nylon insert lock nut, property class 70 (according to DIN 267-11)**

 **Similaire au DIN 985 - (AISI 304) Écrou freiné hexagonal avec anneau en nylon, en acier INOX A2, classe 70 (selon le DIN 267-11)**

 **Ähnlich wie DIN 985 - Selbstsicherende Sechskantmutter aus Edelstahl A2 (AISI 304), Klasse 70 (laut DIN 267-11)**

 **Similar a DIN 985 - Tuerca Hexagonal Autoblocante de Acero Inoxidable A2 (AISI 304), clase de resistencia 70 (según DIN 267-11), con anillo de nylon**

 **Аналогично DIN 985 - A2 (AISI 304), шестигранная гайка из нержавеющей стали с нейлоновой вставкой, класс прочности 70 (согласно DIN 267-11)**



Technical Data Sheet




	Item code	Size	Pcs. per box	Pcs. per carton
		M / SW		
	DJ 51 00 005	M5 / 8	1.000	10.000
	DJ 51 00 006	M6 / 10	500	5.000
	DJ 51 00 008	M8 / 13	250	2.500
	DJ 51 00 010	M10 / 17	200	2.000
	DJ 51 00 012	M12 / 19	100	1.000

## PE 01

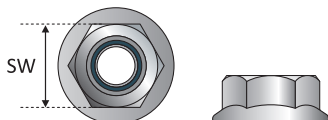
 **ISO 4161 (DIN 6923) - A2 (AISI 304) stainless steel hex flanged nut with locking serration, property class 70 (according to ISO 3506-2)**

 **ISO 4161 (DIN 6923) - (AISI 304) Écrou de blocage à denture, en acier INOX A2, classe 70 (selon ISO 3506-2)**

 **ISO 4161 (DIN 6923) - Sechskant Flanschmutter mit Sperrverzahnung, Edelstahl A2 (AISI 304), Klasse 70 (laut ISO 3506-2)**

 **ISO 4161 (DIN 6923) - Tuerca Hexagonal Rebordeada con estrías bloqueadoras de Acero Inoxidable A2 (AISI 304), clase de resistencia 70 (según ISO 3506-2)**

 **ISO 4161 (DIN 6923) - Фланцевая шестигранная гайка из нержавеющей стали A2 (AISI 304) класс 70 (согласно ISO 3506-2)**



	Item code	Size	Pcs. per box	Pcs. per carton
		M / SW		
	PE 01 00 006	M6 / 10	500	5.000
	PE 01 00 008	M8 / 13	250	2.500
	PE 01 00 010	M10 / 15	200	2.000
	PE 01 00 012	M12 / 18	100	1.000

Box / Boîte / Verpackung / Caja / Упаковка



# CY - CW

**DIN 1587 - Hexagonal domed cap nut**

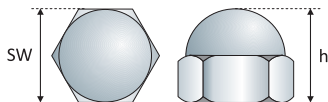
DIN 1587 - Ecrou borgne à calotte

DIN 1587 - Hutmutter

DIN 1587 - Tuerca ciega

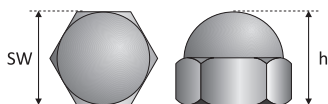
DIN 1587 - Колпачковая шестигранная гайка

**CY 01** Zinc plated / Zingué / Verzinkt / Acero cincado / из оцинкованной стали



Item code	Size	For screws	Pcs. per box	Pcs. per carton
	M	SW x h (mm)		
<b>CY 01 00 003</b>	M3	5,5 x 6,5	500	5.000
<b>CY 01 00 004</b>	M4	7 x 8	500	5.000
<b>CY 01 00 005</b>	M5	8 x 10	500	5.000
<b>CY 01 00 006</b>	M6	10 x 12	500	5.000
<b>CY 01 00 008</b>	M8	13 x 15	200	2.000
<b>CY 01 00 010</b>	M10	17 x 18	100	1.000
<b>CY 01 00 012</b>	M12	19 x 22	100	1.000
<b>CY 01 00 014</b>	M14	22 x 25	50	500
<b>CY 01 00 016</b>	M16	24 x 28	25	250
<b>CY 01 00 018</b>	M18	27 x 32	25	250
<b>CY 01 00 020</b>	M20	30 x 34	25	250
<b>CY 01 00 022</b>	M22	32 x 39	20	200
<b>CY 01 00 024</b>	M24	36 x 42	15	150

**CW 01** A2 (AISI 304) stainless steel / Acier inox A2 (AISI 304) / Edestahl A2 (AISI 304) / Acero inoxidable A2 (AISI 304) / из нержавеющей стали A2 (AISI 304)



Item code	Size	For screws	Pcs. per box	Pcs. per carton
	M	SW x h (mm)		
<b>CW 01 00 003</b>	M3	5,5 x 6,5	250	2.500
<b>CW 01 00 004</b>	M4	7 x 8	250	2.500
<b>CW 01 00 005</b>	M5	8 x 10	250	2.500
<b>CW 01 00 006</b>	M6	10 x 12	250	2.500
<b>CW 01 00 008</b>	M8	13 x 15	100	1.000
<b>CW 01 00 010</b>	M10	17 x 18	100	1.000
<b>CW 01 00 012</b>	M12	19 x 22	50	500
<b>CW 01 00 014</b>	M14	22 x 25	25	250
<b>CW 01 00 016</b>	M16	24 x 28	25	250
<b>CW 01 00 018</b>	M18	27 x 32	20	200
<b>CW 01 00 020</b>	M20	30 x 34	20	200
<b>CW 01 00 022</b>	M22	32 x 39	10	100
<b>CW 01 00 024</b>	M24	36 x 42	10	100

# CD 01

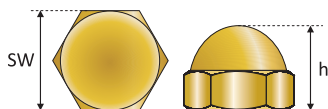
**Brass domed cap nut**

Ecrou borgne en laiton

Hutmutter aus Messing

Tuerca ciega de latón

Колпачковая латунная гайка



Item code	Size	For screws	Pcs. per box	Pcs. per carton
	M	SW x h (mm)		
<b>CD 01 00 004</b>	M4	7 x 7	500	5.000
<b>CD 01 00 005</b>	M5	8 x 8	500	5.000
<b>CD 01 00 006</b>	M6	10 x 10	500	5.000
<b>CD 01 00 008</b>	M8	13 x 12	200	2.000
<b>CD 01 00 010</b>	M10	16 x 15	200	2.000
<b>CD 01 00 012</b>	M12	19 x 16	100	1.000

Box / Boîte / Verpackung / Caja / Упаковка



# GT

## 🇬🇧 Hemispheric shank hexagonal head (AF 15 mm) blind security nut (breaking torque to cut the hexagon Nm > 13)

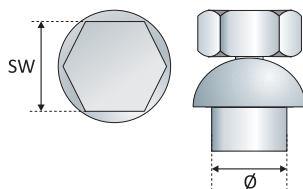
🇫🇷 Ecrou borgne à calotte (AF 15 mm) de sécurité (rupture de l'hexagon Nm >13)

🇩🇪 Halbkugelschaft Sechskantabbrechmutter (AF 15 mm) (Anzugsdrehmoment Nm >13)

🇪🇸 Cabeza semiesférica inviolable con tuerca hexagonal ciega de seguridad (llave 15 mm) (par de ruptura Nm > 13)

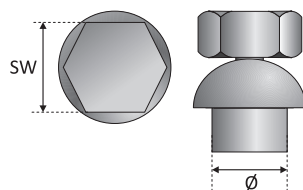
🇷🇺 Оцинкованная колпачковая антивандальная отрывная гайка (шестигранный ключ 15 мм; сила затягивания для срыва гайки Nm > 13)

### GT 01 Zinc plated / zingué / verzinkt/ acero cincado / из оцинкованной стали



Item code	Size M x Ø / SW	Pcs. per box	Pcs. per carton
<b>M8</b>			
GT 01 08 010	M8 x 10 / 15	100	1.000
GT 01 08 012	M8 x 12 / 15	100	1.000
<b>M10</b>			
GT 01 10 012	M10 x 12 / 15	100	1.000

### GT 02 A2 (AISI 304) stainless steel / Acier inox A2 (AISI 304) / Edestahl A2 (AISI 304) / Acero inoxidable A2 (AISI 304) / из нержавеющей стали A2 (AISI 304)



Item code	Size M x Ø / SW	Pcs. per box	Pcs. per carton
<b>M8</b>			
GT 02 08 010	M8 x 10 / 15	100	1.000
GT 02 08 012	M8 x 12 / 15	100	1.000

Technical Data Sheet



Box / Boîte / Verpackung / Caja / Упаковка



# GV 01

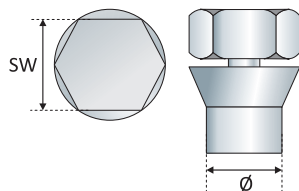
## 🇬🇧 Zinc plated steel flat CSK shank hexagonal head (AF 15 mm) blind security nut (breaking torque to cut the hexagon Nm > 13)

🇫🇷 Ecrou borgne hexagonal de sécurité (clé 15 mm) et tête fraisée plate (rupture de l'hexagon Nm >13)

🇩🇪 Senkkopf Sicherheitsmutter mit Abbrechmutter (Anzugsdrehmoment Nm >13)

🇪🇸 Cabeza avellanada inviolable con tuerca hexagonal ciega de seguridad (llave 15 mm) (par de ruptura Nm > 13), de acero cincado

🇷🇺 Оцинкованная антивандальная отрывная гайка с плоской потайной головкой (шестигранный ключ 15 мм; сила затягивания для срыва гайки Nm > 13)



Item code	Size M x Ø / SW	Pcs. per box	Pcs. per carton
<b>M8</b>			
GV 01 08 010	M8 x 10 / 15	100	1.000

Box / Boîte / Verpackung / Caja / Упаковка



# HB

## Through-in security break-off hex nut with hemispheric shank

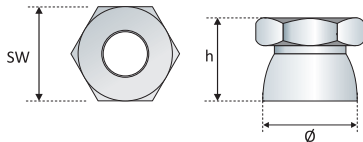
Ecrou borgne à calotte de sécurité

Abrißmutter

Cabeza semiesférica inviolable con tuerca hexagonal

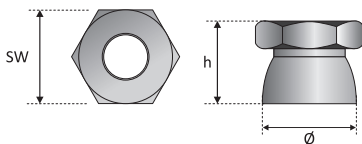
Антивандалная отрывная гайка с конической головкой

**HB 01** zinc plated / zinguée / verzinkt / cincado / Оцинкованный

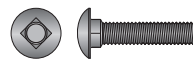


Item code	Size	Pcs. per box	Pcs. per carton
	M / SW / h (mm)		
HB 01 13 008	M8 / 13 / 12	200	2.000
HB 01 17 008	M8 / 17 / 14	100	1.000
HB 01 17 010	M10 / 17 / 15	100	1.000

**HB 51** A2 (AISI 304) stainless steel / Acier inox A2 (AISI 304) / Edestahl A2 (AISI 304) / Acero inoxidable A2 (AISI 304) / из нержавеющей стали A2 (AISI 304)



Item code	Size	Pcs. per box	Pcs. per carton
	M / SW / h (mm)		
HB 51 13 008	M8 / 13 / 12	100	1.000
HB 51 17 008	M8 / 17 / 14	50	500
HB 51 17 010	M10 / 17 / 15	50	500



A2 (AISI 304) mushroom head square neck bolt (see page 394)

Box / Boîte / Verpackung / Caja / Упаковка



# LJ 01

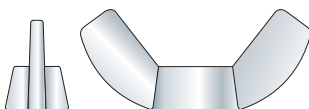
## Wings nut, zinc plated (similar to UNI 5448)

Ecrou à oreilles, zingué (similaire UNI 5448)

Verzinkte Flügelmutter (ähnlich UNI 5448)

Tuerca palomilla cincada (similar al UNI 5448)

Оцинкованная барашковая гайка (на подобие UNI 5448)



Item code	Size	Pcs. per box	Pcs. per carton
	M		
LJ 01 00 004	M4	500	5.000
LJ 01 00 005	M5	500	5.000
LJ 01 00 006	M6	500	2.500
LJ 01 00 008	M8	200	2.000
LJ 01 00 010	M10	200	2.000
LJ 01 00 012	M12	100	1.000

Box / Boîte / Verpackung / Caja / Упаковка



# BO 01

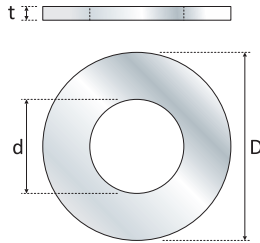
**DIN 125 - Steel plain washer (similar to ISO 7091 - DIN 126), zinc plated, hardness class HV 100**

**DIN 125 - Rondelle zinguée (similaire ISO 7091 - DIN 126), classe de dureté HV 100**

**DIN 125 - Verzinkte Scheibe (ähnlich ISO 7091 - DIN 126), Härteklasse HV 100**

**DIN 125 - Arandela plana de acero cincado (similar a ISO 7091 - DIN 126), clase de dureza HV 100**

**DIN 125 - Оцинкованная стальная шайба (на подобие ISO 7091 - DIN 126), класс твердости HV 100**



Technical Data Sheet



Item code	Size <i>d x D x t (mm)</i>	For screws <i>M</i>	Pcs. per box	Pcs. per carton
<b>BO 01 00 004</b>	4,3 x 9 x 0,8	M4	2.000	20.000
<b>BO 01 00 005</b>	5,3 x 10 x 1	M5	2.000	20.000
<b>BO 01 00 006</b>	6,4 x 12,5 x 1,6	M6	2.000	20.000
<b>BO 01 00 008</b>	8,4 x 17 x 1,6	M8	1.000	10.000
<b>BO 01 00 010</b>	10,5 x 21 x 2	M10	1.000	5.000
<b>BO 01 00 012</b>	13 x 24 x 2,5	M12	500	2.500
<b>BO 01 00 014</b>	15 x 28 x 2,5	M14	500	2.500
<b>BO 01 00 016</b>	17 x 30 x 3	M16	500	2.500
<b>BO 01 00 018</b>	19 x 34 x 3	M18	250	1.250
<b>BO 01 00 020</b>	21 x 37 x 3	M20	250	1.250
<b>BO 01 00 022</b>	23 x 39 x 3	M22	200	1.000
<b>BO 01 00 024</b>	25 x 44 x 4	M24	100	500
<b>BO 01 00 027</b>	28 x 50 x 4	M27	100	500
<b>BO 01 00 030</b>	31 x 56 x 4	M30	100	500
<b>BO 01 00 033</b>	34 x 60 x 5	M33	50	500
<b>BO 01 00 036</b>	37 x 66 x 5	M36	50	250
<b>BO 01 00 039</b>	40 x 72 x 6	M39	50	250

Box / Boîte / Verpackung / Caja / Упаковка



# BO 02

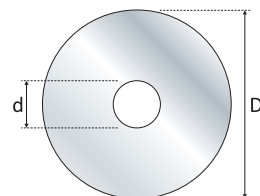
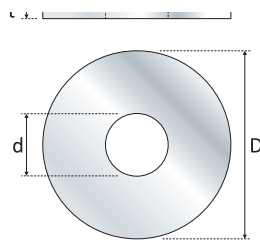
**Steel plain washer large series and extra large series, zinc plated, hardness class HV 100**

**Rondelle zinguée série large et extra large, classe de dureté HV 100**

**Verzinkte breite und extra breite Scheibe, Härteklasse HV 100**

**Arandela plana de acero cincado serie ancha y extra ancha, clase de dureza HV 100**

**Оцинкованная стальная шайба, класс твердости HV 100**



Technical Data Sheet



Item code	Size <i>d x D x t (mm)</i>	For screws <i>M</i>	Pcs. per box	Pcs. per carton
<b>Large series (ISO 7093-2 / DIN 9021 / UNI 6593)</b>				
<b>BO 02 04 012</b>	4,3 x 12 x 1,2	M4	2.000	20.000
<b>BO 02 05 015</b>	5,3 x 15 x 1,2	M5	2.000	10.000
<b>BO 02 06 018</b>	6,5 x 18 x 1,5	M6	2.000	10.000
<b>BO 02 08 024</b>	8,5 x 24 x 2	M8	500	2.500
<b>BO 02 10 030</b>	10,5 x 30 x 2,5	M10	250	1.250
<b>BO 02 12 036</b>	12,5 x 36 x 3	M12	250	1.250
<b>BO 02 14 044</b>	15,5 x 44 x 3	M14	100	500
<b>BO 02 17 050</b>	17 x 50 x 3	M16	100	500
<b>BO 02 19 056</b>	19 x 56 x 4	M18	100	500
<b>BO 02 20 060</b>	22 x 60 x 4	M20	50	250
<b>Extra Large series (ISO 7094)</b>				
<b>BO 02 04 016</b>	4,3 x 16 x 1,5	M4	1.000	10.000
<b>BO 02 05 020</b>	5,3 x 20 x 1,5	M5	1.000	5.000
<b>BO 02 06 024</b>	6,5 x 24 x 2	M6	500	2.500
<b>BO 02 08 032</b>	8,5 x 32 x 2	M8	250	1.250
<b>BO 02 10 040</b>	10,5 x 40 x 3	M10	200	1.000
<b>BO 02 12 048</b>	12,5 x 48 x 3	M12	100	500

Box / Boîte / Verpackung / Caja / Упаковка






# JO 01

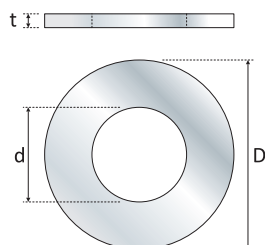
 **ISO 7089 (similar to DIN 125) - Steel plain washer, zinc plated, hardness class HV 200 (HV 200-300)**

 ISO 7089 (similaire DIN 125) - Rondelle zinguée, classe de dureté HV 200 (HV 200-300)

 ISO 7089 (ähnlich DIN 125) - Verzinkte Scheibe Härteklasse HV 200 (HV200-300)

 ISO 7089 (similar a DIN 125) - Arandela plana de acero cincado, clase de dureza HV 200 (HV 200-300)

 ISO 7089 (на подобие DIN 125) - Оцинкованная стальная шайба, класс твердости HV 200 (HV 200-300)



Technical  
Data Sheet



CrVI Free


Item code	Size	For screws M	Pcs. per box	Pcs. per carton
	d x D x t (mm)			
JO 01 00 006	6,4 x 12 x 1,6	M6	2.000	20.000
JO 01 00 008	8,4 x 16 x 1,6	M8	1.000	10.000
JO 01 00 010	10,5 x 20 x 2	M10	1.000	5.000
JO 01 00 012	13 x 24 x 2,5	M12	500	2.500
JO 01 00 014	15 x 28 x 2,5	M14	500	2.500
JO 01 00 016	17 x 30 x 3	M16	500	2.500
JO 01 00 018	19 x 34 x 3	M18	250	1.250
JO 01 00 020	21 x 37 x 3	M20	250	1.250
JO 01 00 022	23 x 39 x 3	M22	200	1.000
JO 01 00 024	25 x 44 x 4	M24	100	500
JO 01 00 027	28 x 50 x 4	M27	100	500
JO 01 00 030	31 x 56 x 4	M30	100	500


Box / Boîte / Verpackung / Caja / Упаковка



# BO 08

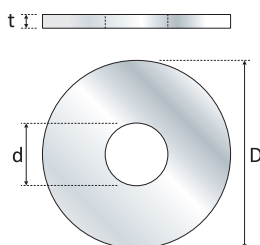
 **ISO 7093-1 (similar to DIN 9021) - Steel plain washer large series, zinc plated, hardness class HV 200 (HV 200-300)**

 ISO 7093-1 (similaire DIN 9021) - Rondelle zinguée série large, classe de dureté HV 200 (HV200-300)

 ISO 7093-1 (ähnlich DIN 9021) - Verzinkte breite Scheibe, Härteklasse HV 200 (HV200-300)

 ISO 7093-1 (similar a DIN 9021) - Arandela plana ancha de acero cincado, clase de dureza HV 200 (HV 200-300)

 ISO 7093-1 (на подобие DIN 9021) - Оцинкованная стальная шайба, класс твердости HV 200 (HV 200-300)



Item code	Size	For screws M	Pcs. per box	Pcs. per carton
	d x D x t (mm)			
<b>BO 08 06 018</b>	6,4 x 18 x 1,6	M6	1.000	10.000
<b>BO 08 08 024</b>	8,4 x 24 x 2	M8	500	2.500
<b>BO 08 10 030</b>	10,5 x 30 x 2,5	M10	250	1.250
<b>BO 08 13 037</b>	13 x 37 x 3	M12	200	1.000
<b>BO 08 17 050</b>	17 x 50 x 3	M16	100	500
<b>New Item</b> <b>BO 08 21 060</b>	21 x 60 x 4	M20	50	250

Box / Boîte / Verpackung / Caja / Упаковка




# BW 01

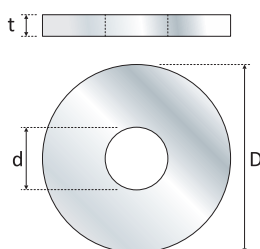
 **Steel plain washer SPECIAL large series, zinc plated, hardness HV 350**

 Rondelle zinguée spéciale série large, classe de dureté HV 350

 Verzinkte spezielle breite Scheibe, Härteklasse HV 350

 Arandela plana ancha ESPECIAL, de acero cincado, clase de dureza HV 350

 Оцинкованная специальная стальная широкая шайба, класс твердости HV 350



Item code	Size	For screws M	Pcs. per box	Pcs. per carton
	d x D x t (mm)			
<b>BW 01 06 017</b>	6,4 x 17 x 2,5	M6	1.000	10.000
<b>BW 01 08 023</b>	8,4 x 23 x 3	M8	500	2.500
<b>BW 01 10 028</b>	10,5 x 28 x 3,5	M10	250	1.250
<b>BW 01 13 035</b>	13 x 35 x 4	M12	250	1.250
<b>BW 01 17 045</b>	17 x 45 x 5	M16	100	500

Box / Boîte / Verpackung / Caja / Упаковка



# GH 01

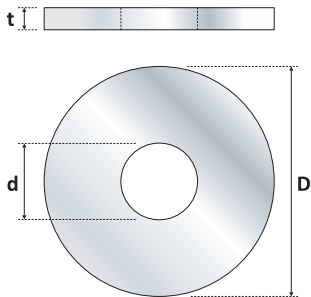
ISO 7094 - DIN 440R Steel plain washer extra large series, zinc plated, hardness class HV 100

ISO 7094 - DIN 440R Rondelle extra large, en acier zingué, classe de dureté HV 100

ISO 7094 - DIN 440R extra breite verzinkte Scheibe, Härteklasse HV 100

ISO 7094 - DIN 440R – Arandela plana extra ancha, de acero cincado, clase de dureza HV 100

ISO 7094 - DIN 440R Увеличенная шайба из оцинкованной стали, класс твердости HV 100



Item code	Size*	For screws M	Pcs. per box	Pcs. per carton
	$d \times D \times t$ (mm)			
GH 01 00 008	9 x 28 x 3	M8	500	2.500
GH 01 00 010	11 x 34 x 3	M10	300	1.500
GH 01 00 012	14 x 44 x 4	M12	150	750
GH 01 00 016	18 x 56 x 5	M16	75	375
GH 01 00 020	22 x 72 x 6	M20	30	150
GH 01 00 024	26 x 85 x 6	M24	30	150
GH 01 00 030	33 x 105 x 6	M30	15	75

\* Tolerances as per ISO 4759-3 / Tolérance selon ISO 4759-3 / Toleranz nach ISO 4759-3 / Tolerancias como en ISO 4759-3 / Отклонения по ISO 4759-3

Box / Boîte / Verpackung / Caja / Упаковка



# JZ 01

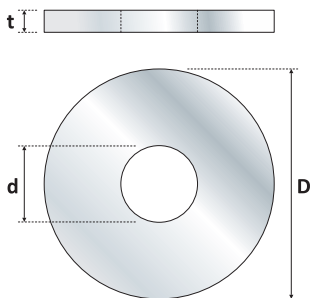
Steel washer for timber structures as in DIN 1052, zinc plated, hardness class HV 100

Rondelle en acier zingué pour structures en bois, comme dans le DIN 1052, classe de dureté HV 100

Verzinkte Scheibe für Holzbau, wie in DIN 1052, Härteklasse HV 100

Arandela plana para estructuras de madera, como referido en DIN 1052, de acero cincado, clase de dureza HV 100

Увеличенная шайба из оцинкованной стали для соединения деревянных элементов по DIN 1052, класс твердости HV 100



Item code	Size*	For screws M	Pcs. per box	Pcs. per carton
	$d \times D \times t$ (mm)			
JZ 01 00 012	14 x 58 x 6	M12	50	250
JZ 01 00 016	18 x 68 x 6	M16	30	150
JZ 01 00 020	22 x 80 x 8	M20	20	100
JZ 01 00 022	25 x 92 x 8	M22	15	75
JZ 01 00 024	27 x 105 x 8	M24	10	50





\* Tolerances as per ISO 4759-3 / Tolérance selon ISO 4759-3 / Toleranz nach ISO 4759-3 / Tolerancias como en ISO 4759-3 / Отклонения по ISO 4759-3

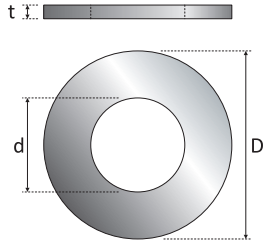
Box / Boîte / Verpackung / Caja / Упаковка



# PA 21






## ISO 7089 (DIN 125) - A2 (AISI 304) plain washer

-  ISO 7089 (DIN 125) - Rondelle en Acier Inox A2 (AISI 304)
-  ISO 7089 (DIN 125) - Scheibe aus Edelstahl A2 (AISI 304)
-  ISO 7089 (DIN 125) - Arandela de Acero Inoxidable A2 (AISI 304)
-  ISO 7089 (DIN 125) - Шайба из нержавеющей стали A2







Technical Data Sheet

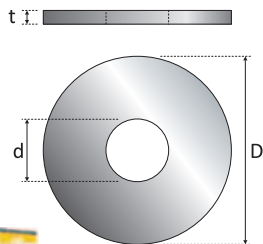


	Item code	Size <i>d x D x t (mm)</i>	For screws <i>M</i>	Pcs. per box	Pcs. per carton
New Item	 PA 21 05 010	5,3 x 10 x 1,2	M5	2.000	20.000
	 PA 21 06 012	6,4 x 12 x 1,6	M6	2.000	20.000
	 PA 21 08 016	8,4 x 16 x 1,6	M8	1.000	10.000
	 PA 21 10 020	10,5 x 20 x 2	M10	500	5.000
	 PA 21 12 024	13 x 24 x 2,5	M12	500	5.000
New Item	PA 21 14 028	15 x 28 x 2,5	M14	200	2.000
New Item	PA 21 16 030	17 x 30 x 3	M16	150	1.500
New Item	PA 21 18 034	19 x 34 x 3	M18	100	1.000
New Item	PA 21 20 037	21 x 37 x 3	M20	100	1.000
New Item	PA 21 22 039	23 x 39 x 3	M22	100	1.000
New Item	PA 21 24 044	25 x 44 x 4	M24	50	500

# NJ 21





## ISO 7093 (DIN 9021) - A2 (AISI 304) plain washer large series

-  ISO 7093 (DIN 9021) - Rondelle large en Acier Inox A2 (AISI 304)
-  ISO 7093 (DIN 9021) - Breite Scheibe aus Edelstahl A2 (AISI 304)
-  ISO 7093 (DIN 9021) - Arandela ancha de Acero Inoxidable A2 (AISI 304)
-  ISO 7093 (DIN 9021) - Широкая шайба из нержавеющей стали A2 (AISI 304)



Technical Data Sheet







	Item code	Size <i>d x D x t (mm)</i>	For screws <i>M</i>	Pcs. per box	Pcs. per carton
	 NJ 21 06 018	6,4 x 18 x 1,6	M6	500	5.000
	 NJ 21 08 024	8,4 x 24 x 2	M8	250	2.500
	 NJ 21 10 030	10,5 x 30 x 2,5	M10	200	2.000
	 NJ 21 12 036	13 x 37 x 3	M12	100	1.000

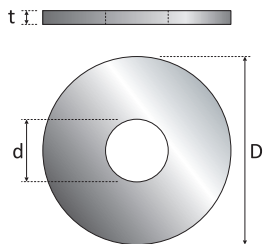
Box / Boîte / Verpackung / Caja / Упаковка



# NJ 01

## ISO 7093-1 - A2 (AISI 304) plain washer large series, hardness class HV 200 (HV 200-300)


-  ISO 7093-1- Rondelle large en Acier INOX A2 (AISI 304), classe de dureté HV 200 (HV 200-300)
-  ISO 7093-1- Breite Scheibe aus Edelstahl A2 (AISI 304), Härteklasse HV 200 (HV 200-300)
-  ISO 7093-1- Arandela serie ancha de Acero Inoxidable A2 (AISI 304), clase de dureza HV 200 (HV 200-300)
-  ISO 7093-1- Широкая шайба из нержавеющей стали A2 (AISI 304), класс прочности HV 200 (HV 200-300)



	Item code	Size <i>d x D x t (mm)</i>	For screws <i>M</i>	Pcs. per box	Pcs. per carton
	NJ 01 06 018	6,4 x 18 x 1,6	M6	500	5.000
	NJ 01 08 024	8,4 x 24 x 2	M8	250	2.500
	NJ 01 10 030	10,5 x 30 x 2,5	M10	200	2.000
	NJ 01 12 036	13 x 37 x 3	M12	100	1.000

# PA 71

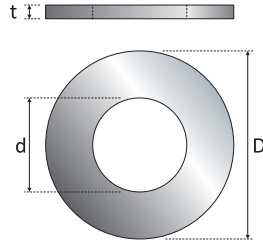
 **ISO 7089 (DIN 125) - A4 (AISI 316) plain washer, hardness class HV 200 (HV 200-300)**

 ISO 7089 (DIN 125) - Rondelle en Acier Inox A4 (AISI 316), classe de dureté HV 200 (HV 200-300)

 ISO 7089 (DIN 125) - Scheibe aus Edelstahl A4 (AISI 316), Härteklasse HV 200 (HV 200-300)

 ISO 7089 (DIN 125) - Arandela de Acero Inoxidable A4 (AISI 316), clase de dureza HV 200 (HV 200-300)

 ISO 7089 (DIN 125) - Шайба из нержавеющей стали A4 (AISI 316), класс прочности HV 200 (HV 200-300)



Technical  
Data Sheet



**A4**  
Stainless  
Steel


Item code	Size <i>d x D x t (mm)</i>	For screws <i>M</i>	Pcs. per box	Pcs. per carton
<b>PA 71 06 012</b>	6,4 x 12 x 1,6	M6	1.000	10.000
<b>PA 71 08 016</b>	8,4 x 16 x 1,6	M8	500	5.000
<b>PA 71 10 020</b>	10,5 x 20 x 2	M10	250	2.500
<b>PA 71 12 024</b>	13 x 24 x 2,5	M12	200	2.000


Box / Boîte / Verpackung / Caja / Упаковка



# NJ 71

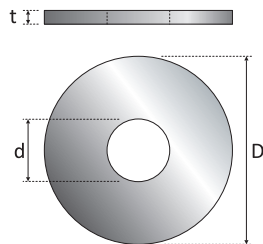
 **ISO 7093-1 - A4 (AISI 316) plain washer large series, hardness class HV 200 (HV 200-300)**

 ISO 7093-1- Rondelle large en Acier INOX A4 (AISI 316), classe de dureté HV 200 (HV 200-300)

 ISO 7093-1- Breite Scheibe aus Edelstahl A4 (AISI 316), Härteklasse HV 200 (HV 200-300)

 ISO 7093-1- Arandela serie ancha de Acero Inoxidable A4 (AISI 316), clase de dureza HV 200 (HV 200-300)

 ISO 7093-1- Широкая шайба из нержавеющей стали A4 (AISI 316), класс прочности HV 200 (HV 200-300)



Technical  
Data Sheet



**A4**  
Stainless  
Steel

Item code	Size <i>d x D x t (mm)</i>	For screws <i>M</i>	Pcs. per box	Pcs. per carton
<b>NJ 71 06 018</b>	6,4 x 18 x 1,6	M6	500	5.000
<b>NJ 71 08 024</b>	8,4 x 24 x 2	M8	250	2.500
<b>NJ 71 10 030</b>	10,5 x 30 x 2,5	M10	200	2.000
<b>NJ 71 12 036</b>	13 x 37 x 3	M12	100	1.000
<b>NJ 71 16 048</b>	17 x 50 x 3	M16	50	500
<b>NJ 71 20 060</b>	21 x 60 x 4	M20	50	250


Box / Boîte / Verpackung / Caja / Упаковка



# FQ 01

## Round wire lock pin, zinc plated

- Broche de blocage avec protection circulaire, zinguée
- Verzinkter Sperrstift mit Schutz
- Sistema blocante circular, de acero cincado
- Оцинкованный соединитель



Item code	Size	Pcs. per box
	Ø x L (mm)	
FQ 01 63 064	6,3 x 64	100
FQ 01 80 070	8,0 x 70	100
FQ 01 95 070	9,5 x 70	100

Usage / Utilisation / Benutzung / Uso / Применение

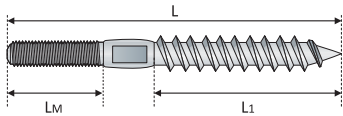
Box / Boîte / Verpackung / Caja / Упаковка



# DB 01

## Zinc plated steel dual thread screw, with pressed flat surfaces

- Vis avec double filet, zinguée, avec surfaces plates pressées
- Verzinkte Schraube mit Doppelgewinde, mit gepressten Flächen
- Tornillo doble rosca con parte central plana, de acero cincado
- Оцинкованный стальной двухсторонний шуруп



Item code	Size	Threads length	Pcs. per box	Pcs. per carton
	M x L (mm)	LM x L1		
DB 01 08 060	M8 x 60	25 x 25	200	1.000
DB 01 08 080	M8 x 80	20 x 50	200	1.000
DB 01 08 090	M8 x 90	30 x 50	200	1.000
DB 01 08 100	M8 x 100	40 x 50	100	500
DB 01 08 120	M8 x 120	50 x 50	100	500
DB 01 10 100	M10 x 100	30 x 60	100	500
DB 01 10 120	M10 x 120	40 x 60	100	500
DB 01 10 180	M10 x 180	70 x 60	50	250

Box / Boîte / Verpackung / Caja / Упаковка



Technical Data Sheet



# LB 01

## T-30 and T-40 6-lobe shaped small cap fitting 6-lobe recessed screw, to be hammered

- Cache-tête à six lobes X T-30 et T-40 pour vis à six lobes, à marteler
- Einschlagstern T-30 und T-40 für Innensechsrund-Schrauben
- Tapón clavable para tornillos con cabeza 6 lóbulos internos T-30 y T-40
- Ударный колпачок-заглушка T-30 и T-40 под шестигранный шлиц



Item code	Size	Pcs. per box	Pcs. per carton
LB 01 00 030	T-30	100	5.000
LB 01 00 040	T-40	50	2.500

	 Drills for metals	<ul style="list-style-type: none"> <li> Forets pour métaux</li> <li> Bohrer von Metall</li> <li> Brocas para metal</li> <li> Сверла по металлу</li> </ul>	<b>438</b>
	 Masonry drills	<ul style="list-style-type: none"> <li> Forets pour mur</li> <li> Bohrer von Mauer</li> <li> Brocas para hormigón</li> <li> Сверла по бетону</li> </ul>	<b>443</b>
	 High performance cross tip twist drill	<ul style="list-style-type: none"> <li> Foret hélicoïdal haute performance</li> <li> Hochleistungs Kreuzschlitz Spiralbohrer</li> <li> Broca helicoidal con 4 cortes para elevadas prestaciones</li> <li> Высокоэффективное сверло с хвостовиком</li> </ul>	<b>443</b>
	 Bit Holders	<ul style="list-style-type: none"> <li> Douille pour visseuse</li> <li> Bits-Halter für Schrauber</li> <li> Portapuntas de atornillar</li> <li> Держатель биты</li> </ul>	<b>448</b>
	 Bits	<ul style="list-style-type: none"> <li> Embouts de vissage</li> <li> Bits für Schrauber</li> <li> Puntas de atornillar</li> <li> Биты</li> </ul>	<b>448</b>
	 Sockets	<ul style="list-style-type: none"> <li> Capote magnétique</li> <li> Magnetische Steckschlüsselinsätze</li> <li> Bocas</li> <li> Насадка</li> </ul>	<b>450</b>
	 Screwly® - Screwdriver bits set	<ul style="list-style-type: none"> <li> Screwly® - Série d' embouts de vissage avec kit tournevis</li> <li> Screwly® - Bit Serie mit Schraubenzieher-Kit</li> <li> Screwly® - Surtido de puntas de atornillar</li> <li> Screwly® - Набор битов</li> </ul>	<b>452</b>



# EK 01

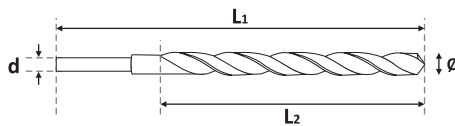

DIN 338 N - HSS straight shank twist drill for metals, rollforged right screw, black finishing short series

DIN 338 N - HSS foret hélicoïdal à queue cylindrique, finition noire, série courte

DIN 338 N - HSS Schwarzer gerollter Spiralbohrer mit Zylinderschaft, kurze Ausführung

DIN 338 N - HSS broca helicoidal con mango cilíndrico para metal, redoblada, acabado negro, serie corta

DIN 338 тип N - HSS сверло по металлу с роликовой прокаткой, цилиндрический хвостовик, черное покрытие, короткая серия



Usage / Utilisation / Benutzung / Uso / Применение

Suitable for drilling steel, aluminium and plastic.

$d = \varnothing$  (if  $\varnothing \leq 10$ )

$d = 10$  (if  $10,25 \leq \varnothing \leq 13$ )

$d = 13$  (if  $\varnothing \geq 13,25$ )

Box / Boîte / Verpackung / Caja / Упаковка



Item code	Size			Pcs. per box
	$\varnothing$	L1	L2	
EK 01 00 100	1	34	12	10
EK 01 00 150	1,5	40	18	10
EK 01 00 175	1,75	46	22	10
EK 01 00 200	2	49	24	10
EK 01 00 225	2,25	53	27	10
EK 01 00 250	2,5	57	30	10
EK 01 00 275	2,75	61	33	10
EK 01 00 300	3	61	33	10
EK 01 00 325	3,25	65	36	10
EK 01 00 350	3,5	70	39	10
EK 01 00 375	3,75	70	39	10
EK 01 00 400	4	75	43	10
EK 01 00 425	4,25	75	43	10
EK 01 00 450	4,5	80	47	10
EK 01 00 475	4,75	80	47	10
EK 01 00 500	5	86	52	10
EK 01 00 525	5,25	86	52	10
EK 01 00 550	5,5	93	57	10
EK 01 00 575	5,75	93	57	10
EK 01 00 600	6	93	57	10
EK 01 00 625	6,25	101	63	10
EK 01 00 650	6,5	101	63	10
EK 01 00 675	6,75	109	69	10
EK 01 00 700	7	109	69	10
EK 01 00 725	7,25	109	69	10
EK 01 00 750	7,5	109	69	10
EK 01 00 775	7,75	117	75	10
EK 01 00 800	8	117	75	10
EK 01 00 825	8,25	117	75	10
EK 01 00 850	8,5	117	75	10
EK 01 00 875	8,75	125	81	10
EK 01 00 900	9	125	81	10
EK 01 00 925	9,25	125	81	10
EK 01 00 950	9,5	125	81	10
EK 01 00 975	9,75	133	87	10
EK 01 01 000	10	133	87	10
EK 01 01 025	10,25	133	87	5
EK 01 01 050	10,5	133	87	5
EK 01 01 075	10,75	142	94	5
EK 01 01 100	11	142	94	5
EK 01 01 125	11,25	142	94	5
EK 01 01 150	11,5	142	94	5
EK 01 01 175	11,75	142	94	5
EK 01 01 200	12	151	101	5
EK 01 01 250	12,5	151	101	5
EK 01 01 300	13	151	101	5
EK 01 01 350	13,5	160	108	1
EK 01 01 400	14	160	108	1
EK 01 01 450	14,5	169	114	1
EK 01 01 500	15	169	114	1
EK 01 01 550	15,5	178	120	1
EK 01 01 600	16	178	120	1
EK 01 01 650	16,5	186	125	1
EK 01 01 700	17	186	125	1
EK 01 01 750	17,5	194	130	1
EK 01 01 800	18	194	130	1
EK 01 01 850	18,5	202	135	1
EK 01 01 900	19	202	135	1
EK 01 01 950	19,5	210	140	1
EK 01 02 000	20	210	140	1





# EL 01

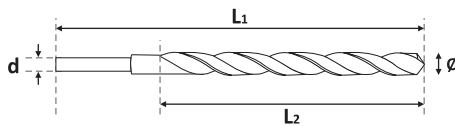
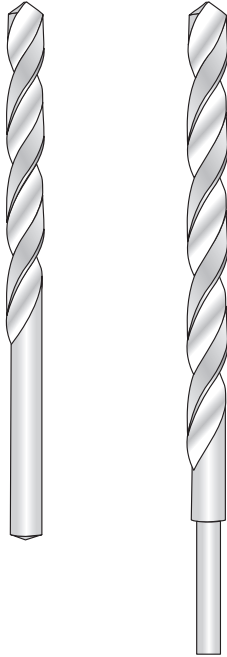
**DIN 338 N - HSS straight shank twist drill for metals, fully ground from the solid, bright finishing, short series**

DIN 338 N - foret hélicoïdal HSS mèche à queue cylindrique, recoltée du plein, polie, série courte

DIN 338 N - Blanker HSS Spiralbohrer mit Zylinderschaft, aus dem Vollen geschliffen, kurze Ausführung

DIN 338 N - HSS broca helicoidal con mango cilíndrico para metal, obtenida de la pieza entera, acabado brillante, serie corta

DIN 338 тип N - HSS сверло по металлу из цельного материала, цилиндрический хвостовик, полностью шлифованное покрытие, короткая серия



Usage / Utilisation / Benutzung / Uso / Применение

Suitable for drilling steel, hard steel and alloy.

$d = \varnothing$  (if  $\varnothing \leq 10$ )

$d = 10$  (if  $11 \leq \varnothing \leq 13$ )

Item code	Size			Pcs. per box
	$\varnothing$	L1	L2	
EL 01 00 100	1	34	12	10
EL 01 00 150	1,5	40	18	10
EL 01 00 200	2	49	24	10
EL 01 00 225	2,25	53	27	10
EL 01 00 250	2,5	57	30	10
EL 01 00 275	2,75	61	33	10
EL 01 00 300	3	61	33	10
EL 01 00 325	3,25	65	36	10
EL 01 00 350	3,5	70	39	10
EL 01 00 375	3,75	70	39	10
EL 01 00 400	4	75	43	10
EL 01 00 425	4,25	75	43	10
EL 01 00 450	4,5	80	47	10
EL 01 00 475	4,75	80	47	10
EL 01 00 500	5	86	52	10
EL 01 00 525	5,25	86	52	10
EL 01 00 550	5,5	93	57	10
EL 01 00 575	5,75	93	57	10
EL 01 00 600	6	93	57	10
EL 01 00 625	6,25	101	63	10
EL 01 00 650	6,5	101	63	10
EL 01 00 675	6,75	109	69	10
EL 01 00 700	7	109	69	10
EL 01 00 750	7,5	109	69	10
EL 01 00 800	8	117	75	10
EL 01 00 850	8,5	117	75	10
EL 01 00 900	9	125	81	10
EL 01 00 950	9,5	125	81	10
EL 01 01 000	10	133	87	5
EL 01 01 100	11	142	94	5
EL 01 01 200	12	151	101	5
EL 01 01 300	13	151	101	5

Box / Boîte / Verpackung / Caja / Упаковка





# EM 01

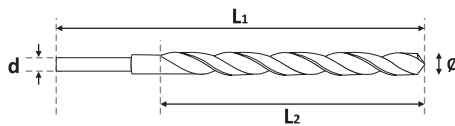

**DIN 340 N - HSS straight shank twist drill for metals, rollforged right screw, black finishing long series**

DIN 340 N - HSS foret hélicoïdal à queue cylindrique, finition noire, série longue

DIN 340 N - Schwarzer gerollter HSS Spiralbohrer mit Zylinderschaft, lange Ausführung

DIN 340 N - HSS broca helicoidal con mango cilíndrico para metal, redoblada, acabado negro, serie larga

DIN 340 тип N - HSS сверло по металлу с роликовой прокаткой, цилиндрический хвостовик, черное покрытие, удлиненная серия



Item code	Size			Pcs. per box
	$\varnothing$	L1	L2	
EM 01 00 200	2	85	56	10
EM 01 00 250	2,5	95	62	10
EM 01 00 300	3	100	66	10
EM 01 00 350	3,5	112	73	10
EM 01 00 400	4	119	78	10
EM 01 00 425	4,25	119	78	10
EM 01 00 450	4,5	126	82	10
EM 01 00 475	4,75	126	82	10
EM 01 00 500	5	132	87	10
EM 01 00 525	5,25	132	87	10
EM 01 00 550	5,5	139	91	10
EM 01 00 575	5,75	139	91	10
EM 01 00 600	6	139	91	10
EM 01 00 625	6,25	148	97	10
EM 01 00 650	6,5	148	97	10
EM 01 00 700	7	156	102	10
EM 01 00 750	7,5	156	102	10
EM 01 00 800	8	165	109	10
EM 01 00 850	8,5	165	109	10
EM 01 00 900	9	175	115	5
EM 01 00 950	9,5	175	115	5
EM 01 01 000	10	184	121	5
EM 01 01 050	10,5	184	121	5
EM 01 01 100	11	195	18	5
EM 01 01 150	11,5	195	128	5
EM 01 01 200	12	205	134	5
EM 01 01 300	13	205	134	5

Usage / Utilisation / Benutzung / Uso / Применение

Suitable for drilling steel, aluminium and plastic.

$d = \varnothing$  (if  $\varnothing \leq 10$ )

$d = 10$  (if  $10,5 \leq \varnothing \leq 13$ )

Box / Boîte / Verpackung / Caja / Упаковка





# EP 01

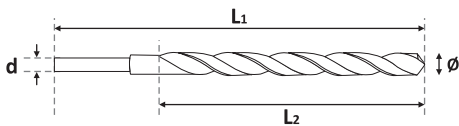

**DIN 338 N - HSSCO (M35) cobalt straight shank twist drill for metals, fully ground from the solid, split point 135°, amber finishing**

**DIN 338 N - Foret hélicoïdal HSSCO (M35) mèche à queue cylindrique, recoltée du plein, ambré**

**DIN 338 N - Bernstein gefärbte HSSCO (M35) Spiralbohrer mit Zylinderschaft, aus dem Vollen geschliffen**

**DIN 338 N - HSSCO (M35) broca cobalto helicoidal con mango cilíndrico para metal, obtenida de la pieza entera, acabado ámbar**

**DIN 338 тип N - HSSCO (M35) кобальтовое сверло по металлу из цельного материала, цилиндрический хвостовик, угол заточки 135°, золотисто-коричневое покрытие**



Usage / Utilisation / Benutzung / Uso / Применение

Suitable for drilling steel, hard steel, alloy and stainless steel.

$d = \varnothing$  (if  $\varnothing \leq 10$ )

$d = 10$  (if  $10,5 \leq \varnothing \leq 13$ )

Item code	Size			Pcs. per box
	$\varnothing$	L1	L2	
EP 01 00 100	1	34	12	10
EP 01 00 150	1,5	40	18	10
EP 01 00 200	2	49	24	10
EP 01 00 250	2,5	57	30	10
EP 01 00 300	3	61	33	10
EP 01 00 350	3,5	70	39	10
EP 01 00 400	4	75	43	10
EP 01 00 450	4,5	80	47	10
EP 01 00 500	5	80	47	10
EP 01 00 550	5,5	93	57	10
EP 01 00 600	6	93	57	10
EP 01 00 650	6,5	101	63	10
EP 01 00 700	7	109	69	10
EP 01 00 750	7,5	109	69	10
EP 01 00 800	8	117	75	10
EP 01 00 850	8,5	117	75	5
EP 01 00 900	9	125	81	5
EP 01 00 950	9,5	125	81	5
EP 01 01 000	10	133	87	5
EP 01 01 050	10,5	133	87	5
EP 01 01 100	11	142	94	5
EP 01 01 150	11,5	142	94	5
EP 01 01 200	12	151	101	5
EP 01 01 300	13	151	101	5

Box / Boîte / Verpackung / Caja / Упаковка





# GQ 01

**DIN 1897 - HSS straight shank twist drill stub series (extra short series) for tinsmiths, bright finishing**

DIN 1897 - Foret hélicoïdal HSS mèche à queue cylindrique, extra courte, finition polie

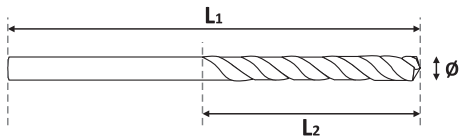
DIN 1897 - Extra kurzer HSS Spiralbohrer mit Zylinderschaft, blanke Ausführung

DIN 1897 - HSS broca helicoidal con mango cilíndrico, acabado brillante, serie extracorta

DIN 1897 - HSS сверло по металлу шлифованное, цилиндрический хвостовик, сверхкороткая серия



Item code	Size			Pcs. per box
	∅	L1	L2	
GQ 01 00 250	2,5	43	14	10
GQ 01 00 300	3	46	16	10
GQ 01 00 325	3,25	49	18	10
GQ 01 00 350	3,5	52	20	10
GQ 01 00 375	3,75	55	22	10
GQ 01 00 400	4	55	22	10
GQ 01 00 450	4,5	58	24	10
GQ 01 00 500	5	62	26	10
GQ 01 00 550	5,5	66	28	10
GQ 01 00 600	6	66	28	10
GQ 01 00 650	6,5	70	31	10
GQ 01 00 700	7	74	34	10
GQ 01 00 800	8	79	37	10



Usage / Utilisation / Benutzung / Uso / Применение

Suitable for drilling steel, aluminium and plastic.

Box / Boîte / Verpackung / Caja / Упаковка





# ES 01

Until stockout / Jusqu'à épuisement de stocks  
Solange der Vorrat reicht / Hasta agotar existencias / до окончания стока

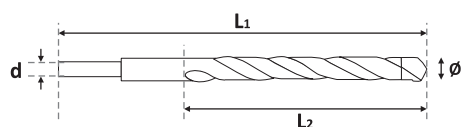
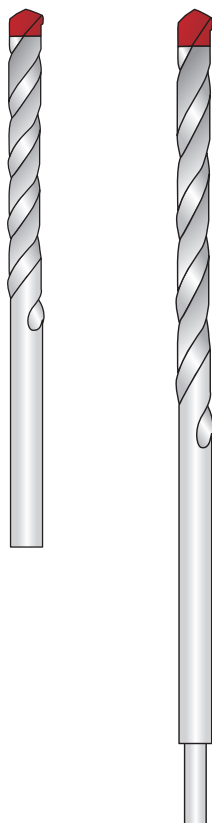
EURONORM DIN 8039 - tungsten carbide tipped masonry twist drill, right screw, zinc plated, one piece per pouch with blister hole

EURONORM DIN 8039 - foret hélicoïdal mèche à queue cylindrique pour murs, hélice droite, zinguée, une pièce par blister

EURONORM DIN 8039 - Verzinkter Spiralbohrer mit Zylinderschaft, rechtsschneidend, für Mauerwerke, ein Stück per Blister

EURONORM DIN 8039 - broca helicoidal con mango cilíndrico, plaquita de carburo de tungsteno, para hormigón, cincada, 1 unidad en cada bolsa

EURONORM DIN 8039 - оцинкованное сверло по бетону с твердосплавным наконечником, цилиндрический хвостовик, праворежущее, упаковка - 1 шт. в мешочке с отверстием



Box / Boîte / Verpackung / Caja / Упаковка



Item code	Size			Pcs. per box d	Pcs. per box
	∅	L1	L2		
ES 01 03 065	3	65	40	2,5	1
ES 01 04 075	4	75	40	3,2	1
ES 01 05 085	5	85	40	4	1
ES 01 07 100	7	100	55	5,5	1
ES 01 08 120	8	120	70	6,2	1
ES 01 09 120	9	120	70	7	1
ES 01 10 120	10	120	70	7,5	1
ES 01 11 150	11	150	90	8,5	1
ES 01 12 150	12	150	90	8,5	1
ES 01 13 150	13	150	90	10	1
ES 01 15 150	15	150	90	10	1
ES 01 16 150	16	150	90	10	1
ES 01 17 150	17	150	90	10	1
ES 01 18 160	18	160	100	13	1
ES 01 20 160	20	160	100	13	1
ES 01 22 160	22	160	100	13	1
ES 01 24 160	24	160	100	13	1
ES 01 25 160	25	160	100	13	1
ES 01 08 200	8	200	115	6,2	1
ES 01 10 200	10	200	115	7,5	1
ES 01 12 200	12	200	120	8,5	1
ES 01 14 200	14	200	120	10	1
ES 01 06 400	6	400	240	4,8	1
ES 01 08 400	8	400	240	6,2	1
ES 01 10 400	10	400	240	7,5	1
ES 01 12 400	12	400	240	8,5	1
ES 01 14 400	14	400	240	10	1
ES 01 16 400	16	400	240	13	1
ES 01 18 400	18	400	240	13	1
ES 01 20 400	20	400	240	13	1
ES 01 22 400	22	400	240	13	1
ES 01 24 400	24	400	250	13	1
ES 01 25 400	25	400	250	13	1
ES 01 26 400	26	400	250	13	1
ES 01 06 600	6	600	370	4,8	1
ES 01 08 600	8	600	370	6,2	1
ES 01 12 600	12	600	370	8,5	1
ES 01 14 600	14	600	370	10	1
ES 01 16 600	16	600	370	13	1
ES 01 18 600	18	600	370	13	1
ES 01 20 600	20	600	370	13	1
ES 01 22 600	22	600	370	13	1
ES 01 24 600	24	600	370	13	1
ES 01 25 600	25	600	370	13	1
ES 01 26 600	26	600	370	13	1
ES 01 28 600	28	600	370	13	1
ES 01 30 600	30	600	370	13	1



# EN 01

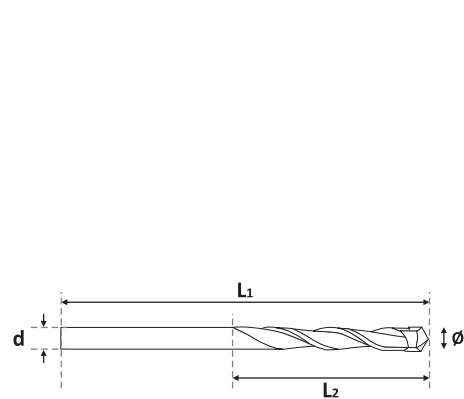
**EN 01** - tungsten carbide tipped masonry twist drill, milled flutes, for rotary and roto-percussion drilling, one piece in one plastic tube with blister hole

DIN 8039 - foret hélicoïdal mèche à queue cylindrique, hélice droite meulée, une pièce par blister

DIN 8039 - Geschliffener Spiralbohrer, mit Zylinderschaft, rechtsschneidend geschliffen, ein Stück per Blister

DIN 8039 - broca helicoidal con mango cilíndrico, plaquita de carburo de tungsteno, para hormigón, para trabajo en roto-percusión, 1 unidad en cada tubo de plástico

DIN 8039 - сверло по бетону с твердолопным наконечником для обычных и ударных дрелей, цилиндрический хвостовик, упаковка - 1 шт в пластиковой трубе с отверстием



Box / Boîte / Verpackung / Caja / Упаковка



Item code	Size				Pcs. per box
	Ø	L1	L2	d	
EN 01 04 075	4	75	40	3,5	1
EN 01 05 085	5	85	40	4	1
EN 01 06 100	6	100	55	5	1
EN 01 06 200	6	200	115	5	1
EN 01 07 100	7	100	55	6	1
EN 01 08 120	8	120	70	7	1
EN 01 08 200	8	200	115	7	1
EN 01 09 120	9	120	70	8	1
EN 01 10 120	10	120	70	9	1
EN 01 10 250	10	250	120	9	1
EN 01 11 150	11	150	90	10	1
EN 01 12 150	12	150	90	10	1
EN 01 12 250	12	250	120	10	1
EN 01 13 150	13	150	90	10	1
EN 01 14 150	14	150	90	10	1
EN 01 15 150	15	150	90	10	1
EN 01 16 150	16	150	90	13	1
EN 01 18 160	18	160	100	13	1
EN 01 20 160	20	160	100	13	1
EN 01 22 160	22	160	100	13	1
EN 01 24 160	24	160	100	13	1
EN 01 25 160	25	160	100	13	1

# ER 01

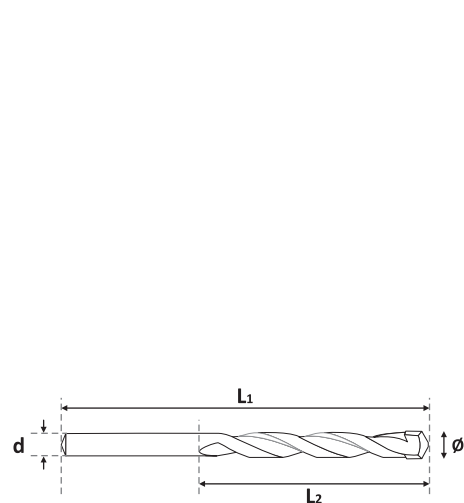
**ER 01** - industrial grade tungsten carbide tipped masonry twist drill, ground flutes, polished with black groove, for rotary and roto-percussion drilling in concrete, very hard stone, granite, one piece in one hard plastic box with blister hole

DIN 8039 - foret hélicoïdal mèche à queue cylindrique avec plaquette spéciale pour performances élevées, une pièce par blister

DIN 8039 - Spiralbohrer mit Zylinderschaft, mit Spezialeinsatz für Hochleistungen, ein Stück per Blister

DIN 8039 - broca helicoidal con mango cilíndrico, plaquita de carburo de tungsteno, para altas prestaciones en trabajo en roto-percusión sobre hormigón, piedra maciza y granito, acabado brillante con hélice negra, 1 unidad en cada tubo de plástico

DIN 8039 - высококачественное прочное сверло по бетону с твердолопным наконечником для обычных и ударных дрелей для сверления в бетоне, камне и граните, цилиндрический хвостовик, полированная поверхность с черными пазми, упаковка - 1 шт в пластиковой коробке с отверстием.



Box / Boîte / Verpackung / Caja / Упаковка



Item code	Size				Pcs. per box
	Ø	L1	L2	d	
ER 01 03 060	3	65	35	2,5	1
ER 01 04 075	4	75	40	3,5	1
ER 01 05 085	5	85	40	4	1
ER 01 06 100	6	100	55	5	1
ER 01 06 200	6	200	115	5	1
ER 01 07 100	7	100	55	6	1
ER 01 08 120	8	120	70	7	1
ER 01 08 200	8	200	115	7	1
ER 01 09 120	9	120	70	8	1
ER 01 10 120	10	120	70	9	1
ER 01 10 200	10	200	115	9	1
ER 01 11 150	11	150	90	10	1
ER 01 12 150	12	150	90	10	1
ER 01 12 200	12	200	120	10	1
ER 01 13 150	13	150	90	10	1
ER 01 14 150	14	150	90	10	1
ER 01 16 150	16	150	90	13	1
ER 01 17 160	17	160	90	13	1
ER 01 18 160	18	160	100	13	1
ER 01 20 160	20	160	100	13	1
ER 01 22 160	22	160	100	13	1
ER 01 24 160	24	160	100	13	1
ER 01 25 160	25	160	100	13	1



# EO 01 - EO 01

Tungsten carbide tipped twist drills, shank type SDS-PLUS, ground flutes, sandblasted finishing, one piece in one plastic tube with blister hole

Foret hélicoïdal pour marteau perforateur à queue SDS-PLUS, une pièce par blister

Spiralhammerbohrer, Schaft SDS-PLUS, ein Stück per Blister

Broca helicoidal con mango SDS-PLUS, plaquita de carburo de tungsteno, acabado arena, 1 unidad en cada gancho de plástico

Сверло с хвостовиком SDS-PLUS для перфоратора, матовое покрытие, упаковка - 1 шт в пластиковой трубе с отверстием

Item code	Size			Pcs. per box
	Ø	L1	L2	
EO 01 05 110	5	110	50	1
EO 01 05 160	5	160	100	1
EO 01 05 210	5	210	150	1
EOX 01 05 310	5	310	250	1
EOX 01 05 360	5	360	300	1
<b>New Item</b> EOX 01 05 410	5	410	350	1
EO 01 55 210	5,5	210	150	1
EO 01 55 310	5,5	310	250	1
<b>New Item</b> EOX 01 55 360	5,5	360	300	1
<b>New Item</b> EOX 01 55 410	5,5	410	350	1
EO 01 06 110	6	110	50	1
EO 01 06 160	6	160	100	1
EO 01 06 210	6	210	150	1
EO 01 06 260	6	260	200	1
<b>New Item</b> EOX 01 06 360	6	360	300	1
<b>New Item</b> EOX 01 06 410	6	410	350	1
EO 01 07 110	7	110	50	1
EO 01 07 160	7	160	100	1
EO 01 08 110	8	110	50	1
EO 01 08 160	8	160	100	1
EO 01 08 210	8	210	150	1
EO 01 08 260	8	260	200	1
EO 01 09 160	9	160	100	1
EO 01 09 210	9	210	150	1
EO 01 10 110	10	110	50	1
EO 01 10 160	10	160	100	1
EO 01 10 210	10	210	150	1
EO 01 10 260	10	260	200	1
EO 01 10 450	10	450	400	1
EO 01 12 160	12	160	100	1
EO 01 12 210	12	210	150	1
EO 01 12 260	12	260	200	1
EO 01 12 450	12	450	400	1
EO 01 12 600	12	600	550	1
EO 01 14 160	14	160	100	1
EO 01 14 210	14	210	150	1
EO 01 14 260	14	260	200	1
EO 01 14 450	14	450	400	1
EO 01 14 600	14	600	550	1
EO 01 15 160	15	160	100	1
EO 01 16 160	16	160	100	1
EO 01 16 210	16	210	150	1
EO 01 16 260	16	260	200	1
EO 01 16 450	16	450	400	1
EO 01 16 600	16	600	550	1
EO 01 18 210	18	210	150	1
EO 01 18 260	18	260	200	1
EO 01 18 450	18	450	400	1
EO 01 18 600	18	600	550	1

&gt;&gt;&gt;

Item code	Size			Pcs. per box
	Ø	L1	L2	
EO 01 20 210	20	210	150	1
EO 01 20 260	20	260	200	1
EO 01 20 450	20	450	400	1
EO 01 20 600	20	600	550	1
EO 01 22 260	22	260	200	1
EO 01 22 450	22	450	400	1
EO 01 22 600	22	600	550	1
EO 01 24 210	24	210	160	1
EO 01 24 260	24	260	200	1
EO 01 24 450	24	450	400	1
EO 01 25 210	25	210	160	1
EO 01 25 260	25	260	200	1
EO 01 25 450	25	450	400	1
EO 01 26 450	26	450	400	1

Only for these four sizes, the item code EO will be shipped until stockout, then EOX

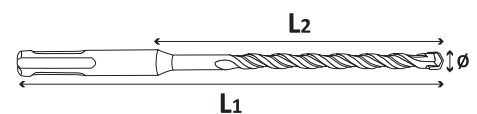
Code EO jusqu'à épuisement des stocks. Ensuite livraison avec code EOX

EO solange der Vorrat reicht. Nachher EOX verfügbar

Para estas cuatro medidas, el código EO será disponible hasta agotar existencias. Luego se entregará el código EOX

Только для этих 4-х размер доставка с кодом EO до окончания stocks. Далее код будет EOX

PGM Certified item / Agrément technique européen PGM / PGM Zulassung / Homologación PGM / Сертификация PGM



Technical Data Sheet



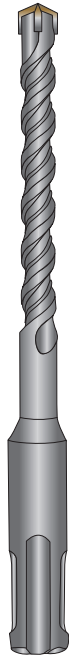
Box / Boîte / Verpackung / Caja / Упаковка



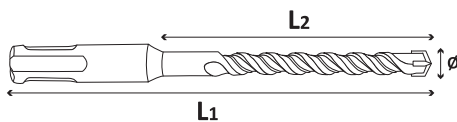
**EOX 41****HIGH PERFORMANCE**

High performance CROSS tip twist drill, shank type SDS-PLUS, ground flutes, polished finishing, PGM® CERTIFIED, one piece in plastic hanger with blister

- Forets pour maçonnerie haute performance, 4 points de contacts, emmanchement SDS-PLUS, finition polie, certifiée PGM®, une pièce en coffret plastique avec crochet pour blister
- Mauerbohrer mit SDS-PLUS Schaft, mit 4 leistungsstarken Schneiden (Kreuzschlitz), PGM®-zertifiziert
- Broca helicoidal con 4 cortes para elevadas prestaciones, con mango SDS-PLUS, acabado brillante, Homologada PGM®, 1 unidad en cada gancho de plástico
- Высокоэффективное сверло с хвостовиком SDS-PLUS для перфоратора, глянцевое покрытие, сертифицирован PGM®; упаковка - 1 шт в пластиковой трубе с отверстием



Cross Tip



Box / Boîte / Verpackung / Caja / Упаковка



Floor or desk stand



Available in display stand  
(cod. KITEOX41106)  
(see "Merchandising" section)

Item code	Size			Pcs. per box
	Ø	L1	L2	
EOX 41 05 110	5	110	50	1
EOX 41 05 160	5	160	100	1
EOX 41 06 110	6	110	50	1
EOX 41 06 160	6	160	100	1
EOX 41 06 210	6	210	150	1
EOX 41 06 260	6	260	200	1
EOX 41 06 310	6	310	250	1
EOX 41 08 110	8	110	50	1
EOX 41 08 160	8	160	100	1
EOX 41 08 210	8	210	150	1
EOX 41 08 260	8	260	200	1
EOX 41 08 310	8	310	250	1
EOX 41 10 160	10	160	100	1
EOX 41 10 210	10	210	150	1
EOX 41 10 260	10	260	200	1
EOX 41 10 310	10	310	250	1
EOX 41 10 450	10	450	390	1
EOX 41 12 160	12	160	100	1
EOX 41 12 210	12	210	150	1
EOX 41 12 260	12	260	200	1
EOX 41 12 310	12	310	250	1
EOX 41 12 450	12	450	390	1
EOX 41 12 600	12	600	540	1
EOX 41 14 160	14	160	100	1
EOX 41 14 210	14	210	150	1
EOX 41 14 260	14	260	200	1
EOX 41 14 310	14	310	250	1
EOX 41 14 450	14	450	390	1
EOX 41 14 600	14	600	540	1
EOX 41 16 160	16	160	100	1
EOX 41 16 210	16	210	150	1
EOX 41 16 260	16	260	200	1
EOX 41 16 310	16	310	250	1
EOX 41 16 450	16	450	390	1
EOX 41 16 600	16	600	540	1
EOX 41 18 260	18	260	200	1
EOX 41 18 310	18	310	250	1
EOX 41 18 450	18	450	390	1
EOX 41 18 600	18	600	540	1
EOX 41 20 260	20	260	200	1
EOX 41 20 310	20	310	250	1
EOX 41 20 450	20	450	390	1
EOX 41 20 600	20	600	540	1
EOX 41 22 260	22	260	200	1
EOX 41 22 450	22	450	390	1
EOX 41 22 600	22	600	540	1
EOX 41 24 260	24	260	200	1
EOX 41 24 450	24	450	390	1
EOX 41 25 260	25	260	200	1
EOX 41 25 450	25	450	390	1
EOX 41 26 450	26	450	390	1



# EOX 41

## HIGH PERFORMANCE




### PGM CERTIFIED cross tip twist drill for concrete and masonry

Cross tip  
Tungsten carbide head  
for very high performances



Designed to get  
perfectly circular  
holes



- ▶ PGM® certified, for the correct installation of ETA-CE anchors 
- ▶ Perfectly balanced to minimize vibrations
- ▶ Geometries and materials optimized for exceptional durability
- ▶ Side grooves on the head and special helix, for fast dust removal
- ▶ Material and geometry of the cutting insert specially designed for enhanced durability and vibration reduction

Quick setting, thanks to  
SDS-plus® shank



Example of rebar drilling



Detail of EOX41 during drilling test in reinforced concrete close to a rebar (The concrete has been cutted after the installation)



Detail of the concrete and the rebar drilled by EOX41

Also available in KIT  
with display stand  
(item code: KITEOX41106)



ISO 9001 - ISO 14001



YouTube



# FO 01 - JJ 01

## 🇬🇧 Magnetic bit holder 1/4" hex shank

- 🇫🇷 Douille magnétique pour visseuses, queue hexagonale 1/4"
- 🇩🇪 Magnetischer Bithalter für Schrauber, 1/4" Sechskantschaft
- 🇪🇸 Portapuntas magnético, mango hexagonal 1/4"
- 🇷🇺 Магнитный держатель бит, шестигранный хвостовик 1/4"



Bit Holder



Item Code	Shank size	Bit length (mm)	Pcs. per box
FO 01 14 060	1/4"	60	12
FO 01 14 075	1/4"	75	12

## JJ01 High Performance / Haute Performances / Hochleistungs- / Altas Prestaciones / Высокоэффективный



Bit Holder



Item Code	Shank size	Bit length (mm)	Pcs. per box	Pcs. per carton
JJ 01 14 060	1/4"	60	1	12
JJ 01 14 075	1/4"	75	1	12

# FK 01

## 🇬🇧 Cross type H power bit, 1/4" hex shank, sandblasted finishing

- 🇫🇷 Embouts de vissage cruciforme Type H, queue hexagonale 1/4", finition sablée
- 🇩🇪 Kreuzschlitz H-Bit für Schrauber, mit 1/4"-Sechskantschaft, Mattbehandlung
- 🇪🇸 Punta de atornillar Cruz tipo H, mango hexagonal 1/4", acabado arena
- 🇷🇺 Крестообразный бит типа H, шестигранный хвостовик 1/4", матовое покрытие



Cross Type H



long series



short series

Item Code	Size	Bit length (mm)	Pcs. per box
<b>short series</b>			
FK 01 00 025	0	25	25
FK 01 01 025	1	25	25
FK 01 02 025	2	25	25
FK 01 03 025	3	25	25
<b>long series</b>			
FK 01 01 050	1	50	20
FK 01 02 050	2	50	20
FK 01 03 050	3	50	20

# FN 01

## 🇬🇧 In-hex power bit, 1/4" hex shank, sandblasted finishing, fitting hex recess head screws

- 🇫🇷 Embouts de vissage à six pans creux, queue hexagonale 1/4", finition sablée
- 🇩🇪 Innensechskantbit für Schrauber, mit 1/4"-Sechskantschaft, Mattbehandlung
- 🇪🇸 Punta de atornillar para huellas hexagonales, mango hexagonal 1/4", acabado arena
- 🇷🇺 Бит для шурупов с внутренним шестигранником, шестигранный хвостовик 1/4", матовое покрытие



In-Hex



long series



short series

Item Code	AF size (mm)	Bit length (mm)	Pcs. per box
<b>short series</b>			
FN 01 02 025	2	25	25
FN 01 03 025	3	25	25
FN 01 04 025	4	25	25
FN 01 05 025	5	25	25
FN 01 06 025	6	25	25
<b>long series</b>			
FN 01 02 050	2	50	20
FN 01 03 050	3	50	20
FN 01 04 050	4	50	20
FN 01 05 050	5	50	20
FN 01 06 050	6	50	20

# FL 01 - RG 01

## 🇬🇧 Cross type Z power bit, 1/4" hex shank, sandblasted finishing

- 🇫🇷 Embouts de vissage cruciforme Type Z, queue hexagonale 1/4", finition sablée
- 🇩🇪 Kreuzschlitz Z-Bit für Schrauber, mit 1/4"-Sechskantschaft, Mattbehandlung
- 🇪🇸 Punta de atornillar Cruz tipo Z, mango hexagonal 1/4", acabado arena
- 🇷🇺 Крестообразный бит типа Z, шестигранный хвостовик 1/4", матовое покрытие



Cross Type Z



long series



short series

Item Code	Size	Bit length (mm)	Pcs. per box
<b>short series</b>			
FL 01 01 025	1	25	25
FL 01 02 025	2	25	25
FL 01 03 025	3	25	25
FL 01 04 025	4	25	25
<b>long series</b>			
FL 01 01 050	1	50	20
FL 01 02 050	2	50	20
FL 01 03 050	3	50	20
FL 01 04 050	4	50	20

## RG 01 High Performance / Haute Performances / Hochleistung / Altas Prestaciones / Высокоэффективный



Cross Type Z



long series



short series

Item Code	Size	Bit length (mm)	Pcs. per box
<b>short series</b>			
RG 01 04 030	4	30	25
<b>long series</b>			
RG 01 04 050	4	50	20

# FM 01 - JB 01

## 🇬🇧 6-lobe power bits, 1/4" hex shank, sandblasted finishing

- 🇫🇷 Embouts de vissage six lobe, queue hexagonale 1/4", finition sablée
- 🇩🇪 Innensechskantbit für Schrauber, mit 1/4"-Sechskantschaft, Mattbehandlung
- 🇪🇸 Punta de atornillar 6 lóbulos internos, mango hexagonal 1/4", acabado arena
- 🇷🇺 Шестигранный бит, шестигранный хвостовик 1/4", матовое покрытие



6 lobe



long series



short series

Item Code	Size	Bit length (mm)	Pcs. per box
<b>short series</b>			
FM 01 10 025	10	25	25
FM 01 15 025	15	25	25
FM 01 20 025	20	25	25
FM 01 25 025	25	25	25
FM 01 30 025	30	25	25
FM 01 40 025	40	25	25
FM 01 50 030	50	30	20
<b>long series</b>			
FM 01 30 050	30	50	20
FM 01 40 050	40	50	20
FM 01 50 050	50	50	20

## JB 01 High Performance / Haute Performances / Hochleistung / Altas Prestaciones / Высокоэффективный



6 lobe



long series



short series

Item Code	Size	Bit length (mm)	Pcs. per box
<b>short series</b>			
JB 01 40 025	40	25	20
<b>long series</b>			
JB 01 40 050	40	50	20

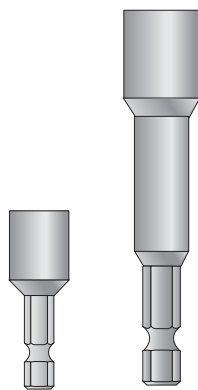
# FP 01

## 🇬🇧 Magnetic nutsetter, 1/4" hex shank, sandblasted finishing, in small carton box

- 🇫🇷 Douille magnétique hexagonale 1/4", finition sablée
- 🇩🇪 Magnetischer Sechskant-Steckeinschlüsseinsatz, 1/4" Mattbehandlung
- 🇪🇸 Boca hexagonal magnética, mango hexagonal 1/4", acabado arena
- 🇷🇺 Магнитная насадка, шестигранный хвостовик 1/4", матовое покрытие, в картонной упаковке



Hex



Item Code	Size (mm)	Bit length (mm)	Pcs. per box
<b>short series</b>			
FP 01 07 042	7	42	20
FP 01 08 045	8	45	10
FP 01 10 045	10	45	6
<b>long series</b>			
FP 01 07 065	7	65	12
FP 01 08 065	8	65	12
FP 01 10 065	10	65	12
FP 01 12 065	12	65	12
FP 01 13 065	13	65	12
FP 01 17 065	17	65	6
<b>extra long series</b>			
FP 01 10 235	10	235	5

Box / Boîte / Verpackung / Caja / Упаковка



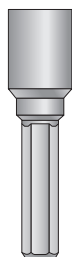
# JP 00

## 🇬🇧 Non magnetic HIGH PERFORMANCE nutsetter, 1/4" hex shank, sandblasted finishing

- 🇫🇷 Douille non-magnétique hexagonale pour haute performances 1/4", finition sablée
- 🇩🇪 Hochleistungs- nicht magnetischer Sechskant-Steckeinschlüsseinsatz, 1/4" Mattbehandlung
- 🇪🇸 Boca hexagonal no magnética para ALTAS PRESTACIONES, mango hexagonal 1/4", acabado arena
- 🇷🇺 Высокоэффективная немагнитная насадка, шестигранный хвостовик 1/4", матовое покрытие



Hex



Item Code	Size (mm)	Bit length (mm)	Pcs. per box
JP 00 05 045	5	45	10
JP 00 07 045	7	45	10
JP 00 08 050	8	50	10

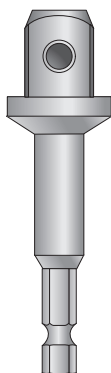
Box / Boîte / Verpackung / Caja / Упаковка



# GC 01

## Ball adaptor for sockets 1/4" hex shank, sandblasted finishing

- Adaptateur male avec sphere pour douille, queue hexagonale 1/4", finition sablée
- Adapter mit Kugel für Steckschlüsselersatz, 1/4" Sechskantschaft, Mattbehandlung
- Adaptador con esfera para bocas, mango hexagonal 1/4", acabado arena
- Адаптор, шестигранный хвостовик 1/4", матовое покрытие



Item code	Size	Pcs. per box
	L (mm)	
GC 01 12 075	75	12

Box / Boîte / Verpackung / Caja / Упаковка



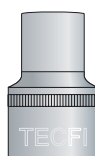
# GD 01

## Chrome vanadium steel 12 points (bihexagonal) socket, 1/2" female square, chrome plated, size 11

- Douille bi hexagonal en acier au chrome-vanadium, femelle 1/2, chromée, clé 11
- Zwölfeckiger Steckschlüsseinsatz aus Chrom - Vanadium - Stahl, 1/2", verchromt, Schlüsselweite 11
- Boca bihexagonal de cromo vanadio, conexión hembra 1/2", cromada, llave 11
- Хром-ванадиевая сталь 12 точек (бигексагональная) насадка, 1/2" размер 11



Hex Socket



Item code	Size	Pcs. per box
	AF x L (mm)	
GD 01 11 038	11 x 38	10

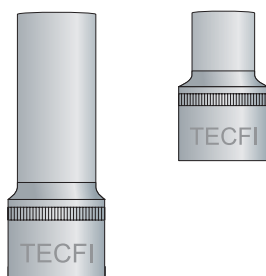
# GE 01

## Chrome vanadium steel hex socket, 1/2" female square, chrome plated

- Douille hexagonal en acier au chrome-vanadium, femelle 1/2, chromée
- Sechseckiger Steckschlüsseinsatz aus Chrom - Vanadium - Stahl, 1/2", verchromt
- Boca hexagonal de acero cromo vanadio, conexión hembra 1/2", cromada
- Шестигранная насадка из хром-ванадиевой стали, 1/2", хромированная



Hex Socket



Item code	Size	Pcs. per box
	AF x L (mm)	
GE 01 10 038	10 x 38	10
GE 01 10 078	10 x 78	2
GE 01 13 078	13 x 78	2
GE 01 19 038	19 x 38	10

Box / Boîte / Verpackung / Caja / Упаковка



# GY 01

# Screwy®

**Screwy® - Bits set, to be used as hand screwdriver or with power tool**

Screwy® - Série de embouts de vissage avec kit tournevis

Screwy® - Bit Serie mit Schraubenzieher-Kit

Screwy® - Surtido de puntas de atornillar a utilizar como destornillador o con atornillador

Screwy® - Набор битов для ручного и электрического использования

Item code	Number of bits	Pcs. per box
GY 01 00 011	10	1



Img. 1



Img. 2

Usage / Utilisation / Benutzung / Uso / Применение



Box / Boîte / Verpackung / Caja / Упаковка



Bit holder (1 pc.)



Cross type H short series (3 pcs.)  
1 x 25 - 2 x 25 - 3 x 25



Cross type Z short series (3 pcs.)  
1 x 25 - 2 x 25 - 3 x 25



6-lobe short series (3 pcs.)  
T15 - T20 - T25



Slotted short series (1 pc.)  
1 x 5,5

T-Store® - Tecfi store solutions	453
inBlister®	465
Assortment of inBlister® products	524
Metallic stands	535
Display stands for VZ-Handyplug® nylon plugs	544
Display stand for EOX41 drills	545
Wall display stands	547
Brochures	548
3-sides floor totem	548
"Tecfi Selling point" signboard	548

# Tecfi STORE



Optimizing the visual merchandising of a sales point, allows to give the suitable spaces and deserved emotions to the products, creating better visibility and an improvement of the sales.

The Know-how obtained from the Trade Marketing dept. of Tecfi S.p.A. is a result of numerous installations already executed throughout Italy and worldwide in various cases, facing numerous requests and needs.

All with the one target: to focus the attention of the end user to the correct Mix of Products, increasing the volumes and improving the structure of the sales.

Tecfi offers to the customers a “sales point restyling” consultancy service, that starts from the initial site inspection, the designing of the layout for the dedicated spaces, the realization and installment of the merchandising (including, info-boards and additional informative material), to end with a final analysis of the results achieved.

Box



Bulk



In Blister





It is possible to ask our Trade Marketing Dept., along with our local Sales Agent, for assistance in order to study the most effective esthetic solutions, based on the available spaces and the needs of the sales point and the targets of the entrepreneur.



1

Customer Mix sales analysis



2

Product ranges and sales strategies



3

Planning of the display for the merchandising, software computer aided



4

Realization of informative material of the products



5

Installation and Staff training



6

Periodical analysis of the performance



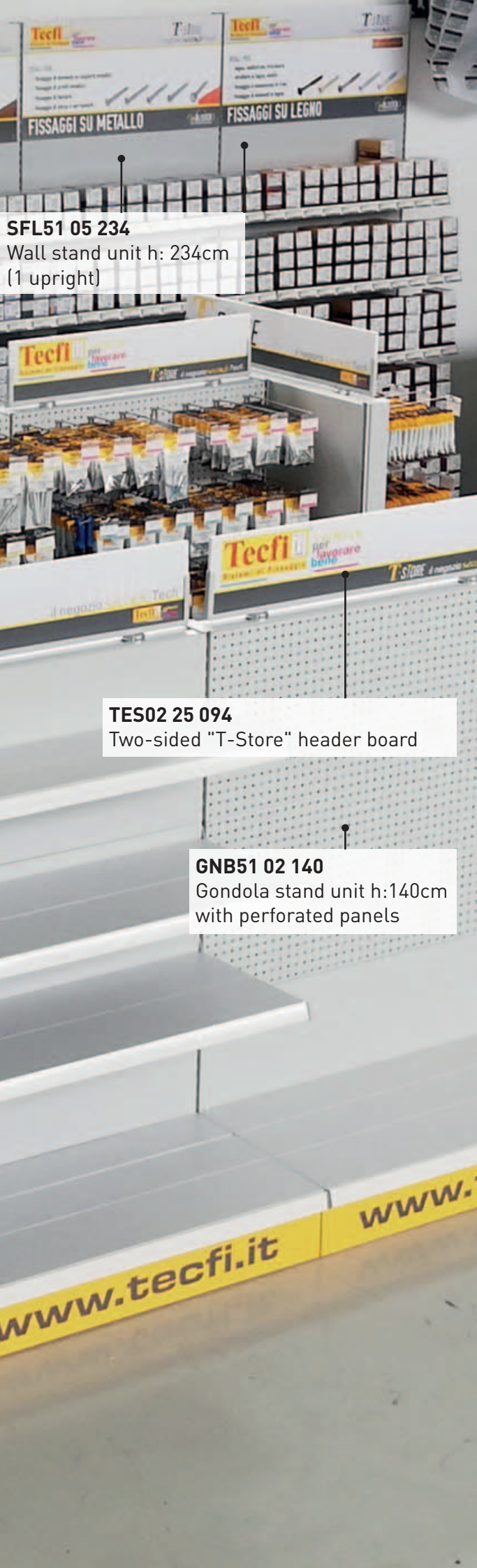
**TSK10 00 007**  
Header board

**SFL52 05 234**  
Wall stand unit h: 234cm  
(2 uprights)

**GND52 08 140**  
Gondola stand unit h:140cm  
with shelves

**TRM52 01 140**  
End rack stand h: 140 cm

[www.tecffi.it](http://www.tecffi.it)



#### 4 metres wall shelving for packed products

- 4 wall stand units with 5 shelves
- 4 header boards



#### 2 x 4 metres gondola shelving with 2 end rack units, for:


- **inBLISTER products (PVC bags)**
- Gondola stand units with perforated panels
- Hooks with tag holder
- End rack units with perforated panels
- Two-sided header boards



- **Mix of standard packing and inBLISTER products (PVC bags)**

- Gondola stand units with perforated panels
- Gondola stand units with shelves
- Hooks with tag holder
- End rack units with perforated panels
- Two-sided header boards

the shelves can be used to display the standard packed products



or to set up a self-service sales area using Tecffi cardboard displays



**SFL51 05 234**  
Wall stand unit h: 234cm  
(1 upright)

**TES02 25 094**  
Two-sided "T-Store" header board

**GNB51 02 140**  
Gondola stand unit h:140cm  
with perforated panels

IDEALI PER:

- ✓ legno, multistrato, truciolare
- ✓ strutture in legno, mobili
- ✓ fissaggio e connessioni di travi
- ✓ fissaggio di elementi in legno

Woodpecker  
SRL - Distributori per l'Italia



## FISSAGGI SU LEGNO

inBLISTER  
Linea dedicata per 20 prodotti

IDEALI PER:

- ✓ fissaggio di quadri, lampade, pensili leggeri, tende
- ✓ fissaggio di controsoffitti, lampadari
- ✓ fissaggio di elementi su cartongesso e pareti vuote



## FISSAGGI LEGGERI E CARTONGESSO

TSK10 00 004  
Header board

VZB02 06 032  
PET Box with VZ-Handyplug®  
nylon plugs





fissaggio di profili metallici  
fissaggio di lamiere  
fissaggio di infissi e serramenti

**FISSAGGI SU METALLO**

**Tecfi STORE**  
IL NEGOZIO SECONDO TECFI

fissaggio di ganci  
fissaggi di recinzioni

**FISSAGGI PESANTI**

### Corner wall shelving

- Wall stand units with shelves and perforated panels with tag holder hooks
- Header boards



### Gondola shelving for standard packing products

Packed products and PET boxes



### Discover the wide range of floor and desk displays





## Chemical anchors displays



### **CNT21 21 290**

Shelf carton box (depth: 30 cm - width: 12,5 cm)

### **CNT21 21 390**

Shelf carton box (depth: 40 cm - width: 12,5 cm)

### **CNT22 48 490**

Shelf carton box (depth: 50 cm - width: 25 cm)



## Sealants and silicones displays

### **FRT02 09 066**

Wire front riser for plank shelves (width: 66 cm)

### **FRT02 09 100**

Wire front riser for plank shelves (width: 100 cm)

### **FRT02 09 133**

Wire front riser for plank shelves (width: 133 cm)



### **DVS02 16 030**

Wire dividers for plank shelves (depth: 30 cm)

### **DVS02 16 040**

Wire dividers for plank shelves (depth: 40 cm)

### **DVS02 16 050**

Wire dividers for plank shelves (depth: 50 cm)






**Tecfi STORE**



Examples of Tecfi shelvings, even on pre-existing facilities of the store





inBLISTER  
Tech solution for DIY revolution

Tecfi  
Sistemi di Fissaggio

IDEALI PER:  
fissaggio di quadri, la  
fissaggio di contrassegni  
fissaggio di elementi

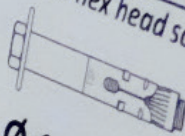


**Tecfi** certezze per lavorare bene  
Sistemi di Fissaggio




**Tecfi** certezze per lavorare bene  
Sistemi di Fissaggio

Ancorante in lamiera avvolta con vite e rondella  
Sleeve anchor with hex head screw and washer



utilizzare con  
to be used with



Ø 10 x 65/15

PESANTI / HEAVY DUTY

PL / Pcs.

4



**Tecfi** certezze per lavorare bene  
Sistemi di Fissaggio

Ancorante con lamierino, dado e rondella, certificato ETA-CE  
Wedge anchor with nut and washer, zinc plated, ETA-CE certified

inBLISTER



Blister- ROOFING	<b>438</b>
Blister- HEAVY DUTY	<b>440</b>
Blister- WINDOWS AND FRAMES	<b>444</b>
Blister- LIGHT	<b>450</b>
Blister- DRYWALL AND HOLLOW	<b>454</b>
Blister- WOODPECKER®	<b>459</b>
Blister- RIVETS	<b>464</b>
Blister- CABLES AND HYDRAULIC	<b>472</b>
Blister- GENERAL FASTENERS	<b>477</b>
Blister- KIT inBlister®	<b>482</b>



## BLS AB

**NEW**  
inBlister

More info at page 41

Minimum order quantity: 1 carton

✳ Hexagonal flat washer head with undercut self drilling screw, hardened, zinc plated

- 🇫🇷 Vis autoperceuse tête hexagonale à rondelle intégrée, en acier cémenté, zinguée
- 🇩🇪 Sechskant-Bohrschraube mit integrierter Unterlegscheibe, einsatzgehärtet, verzinkt
- 🇪🇸 Tornillo autotaladrante, cabeza hexagonal arandela estampada, acero cementado, cincado
- 🇷🇺 Оцинкованный самосверлящий шуруп с шестигранной головкой с цилиндрическим буртом из закаленной стали



Item code	Size Ø x L / L <sub>1</sub> (mm)	Pcs. per blister	Blister per carton
<b>Ø 4,2</b>			
BLS AB 03 42 013	4,2 x 13	25	10
BLS AB 03 42 019	4,2 x 19	25	10
BLS AB 03 42 025	4,2 x 25	25	10
BLS AB 03 42 032	4,2 x 32	25	10
<b>Ø 4,8</b>			
BLS AB 02 04 016	4,8 x 16	25	10
BLS AB 02 04 019	4,8 x 19	25	10
BLS AB 02 04 025	4,8 x 25	25	10
BLS AB 02 04 032	4,8 x 32	25	10
BLS AB 02 04 038	4,8 x 38	25	10
<b>Ø 5,5</b>			
BLS AB 01 55 019	5,5 x 19	25	10
BLS AB 01 55 025	5,5 x 25	25	10
BLS AB 01 55 032	5,5 x 32	25	10
BLS AB 01 55 050	5,5 x 50	25	10



## BLS SD 01

More info at page 38

Minimum order quantity: 1 carton

✳ Hexagonal flat washer head self drilling screw (drilling capacity 6 mm) with undercut, hardened, zinc plated, ETA-CE certified

- 🇫🇷 Vis autoperceuse tête hexagonale (capacité de perçage 6mm) à rondelle intégrée, en acier cémenté, zinguée, certification ETE-CE
- 🇩🇪 Sechskant-Bohrschraube (Bohrleistung 6 mm) mit integrierter Unterlegscheibe, einsatzgehärtet, verzinkt mit ETA-CE Zulassung
- 🇪🇸 Tornillo autotaladrante (capacidad de taladro 6mm), cabeza hexagonal arandela estampada, acero cementado, cincado Homologado ETA-CE
- 🇷🇺 Оцинкованный самосверлящий шуруп (толщина просверливаемого материала 6мм) с шестигранной головкой с цилиндрическим буртом из закаленной стали, с сертификатом ETA-CE



Item code	Size Ø x L / L <sub>1</sub> (mm)	Pcs. per blister	Blister per carton
🇪🇸 BLS SD 01 63 020	6,3 x 20	20	10
🇪🇸 BLS SD 01 63 025	6,3 x 25	20	10
🇪🇸 BLS SD 01 63 030	6,3 x 30	20	10
🇪🇸 BLS SD 01 63 035	6,3 x 35	20	10
🇪🇸 BLS SD 01 63 040	6,3 x 40	20	10
🇪🇸 BLS SD 01 63 050	6,3 x 50	20	10
🇪🇸 BLS SD 01 63 060	6,3 x 60	20	10
🇪🇸 BLS SD 01 63 070	6,3 x 70 / 60	10	10
🇪🇸 BLS SD 01 63 080	6,3 x 80 / 60	10	10
🇪🇸 BLS SD 01 63 090	6,3 x 90 / 70	10	10
🇪🇸 BLS SD 01 63 100	6,3 x 100 / 70	10	10
🇪🇸 BLS SD 01 63 110	6,3 x 110 / 70	10	10
🇪🇸 BLS SD 01 63 120	6,3 x 120 / 70	10	10
🇪🇸 BLS SD 01 63 130	6,3 x 130 / 70	10	10
🇪🇸 BLS SD 01 63 140	6,3 x 140 / 70	10	10






## BLS AG 01

*More info at page 50*

Minimum order quantity: 1 carton

✳️ Hexagonal flanged washer head wood screw with undercut, zinc plated

- 🇫🇷 Vis à bois tête hexagonale à rondelle intégrée, zinguée
- 🇩🇪 Sechskant-Holzschraube mit integrierter Unterlegscheibe, verzinkt
- 🇪🇸 Tornillo para madera, cabeza hexagonal arandela estampada rebordeada, acero cincado
- 🇷🇺 Оцинкованный шуруп по дереву с шестигранной головкой со скошенным буртом



Item code	Size Ø x L / L <sub>1</sub> (mm)	Pcs. per blister	Blister per carton
CE 🔥 BLS AG 01 06 030	6 x 30 / 18	20	10
CE 🔥 BLS AG 01 06 040	6 x 40 / 24	20	10
CE 🔥 BLS AG 01 06 050	6 x 50 / 30	20	10
CE 🔥 BLS AG 01 06 060	6 x 60 / 36	20	10
CE 🔥 BLS AG 01 06 070	6 x 70 / 42	10	10
CE 🔥 BLS AG 01 06 080	6 x 80 / 48	10	10
CE 🔥 BLS AG 01 06 090	6 x 90 / 54	10	10
CE 🔥 BLS AG 01 06 100	6 x 100 / 60	10	10
CE 🔥 BLS AG 01 06 110	6 x 110 / 66	10	10
CE 🔥 BLS AG 01 06 120	6 x 120 / 72	10	10
CE 🔥 BLS AG 01 06 130	6 x 130 / 78	10	10
CE 🔥 BLS AG 01 06 140	6 x 140 / 84	10	10



## BLS AH 01

*More info at page 57*

Minimum order quantity: 1 carton

✳️ Umbrella shaped head twisted nail, zinc plated, with PP gasket

- 🇫🇷 Clou roulé zingué avec tête en forme de parapluie, avec rondelle en polypropylène
- 🇩🇪 Verzinkt gerollter Nagel mit Linsenkopf, mit Scheibe aus Polypropylen
- 🇪🇸 Clavo helicoidal, cabeza a paraguas, de acero cincado, con arandela de polipropileno
- 🇷🇺 Оцинкованный скрученный гвоздь с зонтовидной головкой, с полипропиленовой шайбой



Item code	Size Ø x L / L <sub>1</sub> (mm)	Pcs. per blister	Blister per carton
BLS AH 01 00 050	4,4 x 50 / 40	10	20
BLS AH 01 00 060	4,4 x 60 / 50	10	20
BLS AH 01 00 070	4,4 x 70 / 50	10	20
BLS AH 01 00 080	4,4 x 80 / 60	10	20






## BLS AD

More info at page 66

Minimum order quantity: 1 carton

### Rhomboidal gasket

- 🇫🇷 Rondelle rhomboïdale
- 🇩🇪 Rhombusförmige Scheibe
- 🇪🇸 Junta romboidal
- 🇷🇺 Ромбоидальная прокладка



Item code	Size L x L (mm)	Pcs. per blister	Blister per carton
<b>Pre-galvanized steel</b>			
🇫🇷🇩🇪🇪🇸🇷🇺 <b>BLS AD 01 27 027</b>	27 x 27	10	20
<b>Polypropylene</b>			
🇫🇷🇩🇪🇪🇸🇷🇺 <b>BLS AD 02 27 027</b>	27 x 27	10	20

\* Product covered by European Technical Assessment, if used with Tecfi ETA-CE screws.



## BLS CM

More info at page 66

Minimum order quantity: 1 carton

### Zinc Plated steel rhomboidal gasket with PE foam

- 🇫🇷 Rondelle rhomboïdale en acier zingué avec garniture en polyéthylène expansé
- 🇩🇪 Verzinkte rhombusförmige Scheibe mit Schaumstoffdichtung
- 🇪🇸 Arandela romboidal de acero cincado con junta de polietileno expandido
- 🇷🇺 Оцинкованная стальная ромбоидальная прокладка с уплотнением из вспенивающегося полиэтилена



Item code	Size L x L (mm)	Pcs. per blister	Blister per carton
🇫🇷🇩🇪🇪🇸🇷🇺 <b>BLS CM 01 27 027</b>	27 x 27	10	20

\* Product covered by European Technical Assessment, if used with Tecfi ETA-CE screws.



## BLS FI - BLS NF - BLS CX

**NEW**  
inBlister

More info at page 68

Minimum order quantity: 1 carton

### EPDM umbrella gasket (Ø 25) assembled with metal washer (Ø 24)

- 🇫🇷 Rondelle en EPDM en forme de parapluie (Ø 25) avec rondelle métallique (Ø 24)
- 🇩🇪 Linsenscheibe aus EPDM (Ø 25) mit Stahlscheibe montiert (Ø 24)
- 🇪🇸 Arandela a paraguas de EPDM (Ø 25) montada con arandela metálica (Ø 24)
- 🇷🇺 Зонтик-шайба из EPDM (Ø 25) с металлической прокладкой (Ø 24)



Item code	Size EPDM (Ø) d x D (mm)	Material	Pcs. per blister	Blister per carton
🇫🇷🇩🇪🇪🇸🇷🇺 <b>BLS FI 00 06 025</b>	6 x 25	Pregalvanized steel	10	20
🇫🇷🇩🇪🇪🇸🇷🇺 <b>BLS FI 04 06 025</b>	6 x 25	A2 stainless steel (AISI 304)	10	20



Item code	Size EPDM (Ø) d x D (mm)	Material	RAL	Pcs. per blister	Blister per carton
🇫🇷🇩🇪🇪🇸🇷🇺 <b>BLS NF 01 06 025</b>	6 x 25	Steel	RAL 9002 - Grey white	10	20
🇫🇷🇩🇪🇪🇸🇷🇺 <b>BLS NF 02 06 025</b>	6 x 25	Steel	RAL 8017 - Chocolate brown	10	20
🇫🇷🇩🇪🇪🇸🇷🇺 <b>BLS NF 03 06 025</b>	6 x 25	Steel	RAL 3009 - Oxide Red	10	20
🇫🇷🇩🇪🇪🇸🇷🇺 <b>BLS NF 05 06 025</b>	6 x 25	Steel	RAL 8004 - Brick Red	10	20



Item code	Size EPDM (Ø) d x D (mm)	Material	RAL	Pcs. per blister	Blister per carton
🇫🇷🇩🇪🇪🇸🇷🇺 <b>BLS CX 06 06 025</b>	6 x 25	Aluminium	RAL 6005 - Moss green	10	20

\* Product covered by European Technical Assessment, if used with Tecfi ETA-CE screws.



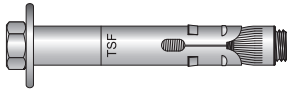


## BLS LZ 01 More info at page 128

Minimum order quantity: 1 carton

✦ Sleeve anchor with hex head screw 8.8 grade and large series washer, zinc plated

- 🇫🇷 Cheville à douille zinguée avec vis tête hexagonale classe 8.8 et rondelle large
- 🇩🇪 Verzinkter Hülsenanker mit Sechskantschraube Klasse 8.8 und breiter Scheibe
- 🇪🇸 Anclaje plancha envuelta de acero cincado, montado con tornillo cabeza hexagonal clase 8.8 y arandela ancha
- 🇷🇺 Стальной оцинкованный анкер с болтом с шестигранной головкой класса 8.8



	Item code	Anchor size ∅ x L / t <sub>fix</sub> (mm)	Screw size M	Pcs. per blister	Blister per carton
	<b>∅ 8 / M6 / SW: 10</b>				
	BLS LZ 01 08 045	8 x 45 / 5	M6	4	20
New Size	BLS LZ 01 08 080	8 x 80 / 25	M6	4	20
	<b>∅ 10 / M8 / SW: 13</b>				
	BLS LZ 01 10 065	10 x 65 / 15	M8	4	20
	BLS LZ 01 10 080	10 x 80 / 10	M8	4	20
New Size	BLS LZ 01 10 100	10 x 100 / 30	M8	4	20
New Size	BLS LZ 01 10 120	10 x 120 / 50	M8	4	20
	<b>∅ 12 / M10 / SW: 17</b>				
	BLS LZ 01 12 065	12 x 65 / 15	M10	4	20
New Size	BLS LZ 01 12 100	12 x 100 / 30	M10	4	20



## BLS LZ 51 More info at page 129

Minimum order quantity: 1 carton

✦ A2 (AISI 304) stainless steel sleeve anchor with A2-70 Stainless steel hex head screw and large series washer

- 🇫🇷 Cheville à douille en Acier INOX A2 (AISI 304), avec vis tête hexagonale en acier INOX A2 (AISI 304) et rondelle large
- 🇩🇪 Verzinkter Hülsenanker aus Edelstahl A2 (AISI 304) mit Sechskantschraube aus Edelstahl A2 (AISI 304) und breiter Scheibe
- 🇪🇸 Anclaje de camisa montado con tornillo cabeza hexagonal (clase de resistencia 70) y arandela ancha, de Acero Inoxidable A2 (AISI 304)
- 🇷🇺 Втулочный анкер из нержавеющей стали A2 (AISI 304), с болтом с шестигранной головкой из нержавеющей стали A2-70 (AISI 304) и широкой шайбой



	Item code	Anchor size ∅ x L / t <sub>fix</sub> (mm)	Screw size M	Pcs. per blister	Blister per carton
	<b>∅ 8 / M6 / SW: 10</b>				
	BLS LZ 51 08 075	8 x 75 / 20	M6	4	20
	<b>∅ 10 / M8 / SW: 13</b>				
	BLS LZ 51 10 065	10 x 65 / 15	M8	4	20
	BLS LZ 51 10 080	10 x 80 / 10	M8	4	20
	BLS LZ 51 10 100	10 x 100 / 30	M8	4	20
	<b>∅ 12 / M10 / SW: 17</b>				
	BLS LZ 51 12 080	12 x 80 / 10	M10	4	20

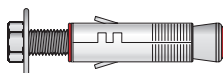


## BLS CQ 01 More info at page 138

Minimum order quantity: 1 carton

✦ Zinc plated steel anchor with wings with nut, with hex head screw 8.8 grade

- 🇫🇷 Cheville zinguée avec deux ailettes, avec anneau en plastique et cône fixe avec capuchon, avec vis tête hexagonale classe 8.8 et rondelle large
- 🇩🇪 Verzinkter Anker mit zwei Flügel, mit Plastikring und festem Konus mit Kappe, mit Sechskantschraube Klasse 8.8 breiter Scheibe
- 🇪🇸 Anclaje de acero cincado con cono enganchado, con dos alas, montado con tornillo cabeza hexagonal clase 8.8
- 🇷🇺 Втулочный стальной оцинкованный анкер с блокировочными усам с болтом с шестигранной головкой класса 8.8



	Item code	Anchor size ∅ x L / t <sub>fix</sub> (mm)	Screw size M x Ls (mm)	Pcs. per blister	Blister per carton
	<b>∅ 12 / M6 / SW: 10</b>				
	BLS CQ 01 12 045	12 x 45 / 5	M6 x 50	2	20
	<b>∅ 14 / M8 / SW: 13</b>				
	BLS CQ 01 14 050	14 x 50 / 10	M8 x 60	2	20
	<b>∅ 16 / M10 / SW: 17</b>				
	BLS CQ 01 16 060	16 x 60 / 15	M10 x 80	2	20



**KIT inBLISTER**  
Also available in Kit with metal display stand, see page 524



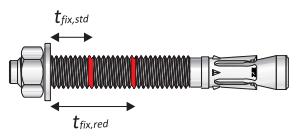
## BLS ZJE 01

More info at page 144

Minimum order quantity: 1 carton

✦ Wedge anchor in carbon steel, with nut and washer, zinc plated, ETA-CE Opt.7 certified

- 🇫🇷 Barre d'ancrage zinguée avec écrou et rondelle, certification ETE-CE Option 7
- 🇩🇪 Verzinkter Bolzenanker mit Sechskantmutter und Scheibe, mit ETA-CE Zulassung Option 7
- 🇪🇸 Anclaje macho montado con tuerca y arandela, de acero cincado, Homologado ETA-CE Opción 7
- 🇷🇺 Анкерный болт со специальным распорным кольцом из оцинкованной стали, с гайкой и шайбой, с сертификатом ETA-CE опция 7


 European Technical Assessment  
 ETAG 001 - PART 1 and 2  
 OPTION 7: for non-cracked concrete

Item code	Size Ø x L (mm)	Maximum thickness of fixture (mm)		Pcs. per blister	Blister per carton
		t <sub>fix,std</sub>	t <sub>fix,red</sub>		
★ BLS ZJE 01 06 060	6 x 60	2	-	4	20
★ BLS ZJE 01 08 075	8 x 75	5	18	4	20
★ BLS ZJE 01 08 090	8 x 90	20	33	4	20
★ BLS ZJE 01 10 070	10 x 70	-	3	4	20
★ BLS ZJE 01 10 090	10 x 90	10	23	4	20
★ BLS ZJE 01 10 120	10 x 120	40	53	4	20
★ BLS ZJE 01 12 110	12 x 110	18	33	4	20



## BLS DXE 01

More info at page 130

Minimum order quantity: 1 carton

✦ Sleeve anchor with nut, with hex head screw 8.8 grade and washer, zinc plated, ETA-CE Opt.7 certified

- 🇫🇷 Cheville à douille avec cône fixe, avec vis tête hexagonale classe 8.8, certification ETE-CE Option 7
- 🇩🇪 Verzinkter Hülsenanker mit festem Konus und Sechskantschraube Klasse 8.8, mit ETA-CE Zulassung Option 7
- 🇪🇸 Anclaje plancha envuelta con cono enganchado, montado con tornillo cabeza hexagonal clase 8.8, de acero cincado, Homologado ETA-CE Opción 7
- 🇷🇺 Втулочный стальной оцинкованный анкер с болтом с шестигранной головкой класса 8.8, с сертификатом ETA-CE опция 7


 European Technical Assessment  
 ETAG 001 - PART 1 and 2  
 OPTION 7: for non-cracked concrete

Item code	Anchor size Ø x L / t <sub>fix</sub> (mm)	Screw size M x Ls (mm)	Pcs. per blister	Blister per carton
★ BLS DXE 01 10 050	10 x 45 / 5	M6 x 50	4	20
Ø 12 / M8 / SW: 13				
★ BLS DXE 01 12 060	12 x 50 / 10	M8 x 60	4	20



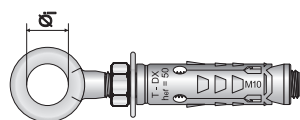

## BLS DX

More info at page 135

Minimum order quantity: 1 carton

✦ Sleeve anchor with nut, zinc plated

- 🇫🇷 Cheville à douille zinguée avec cône fixe
- 🇩🇪 Verzinkter Hülsenanker mit festem Konus
- 🇪🇸 Anclaje plancha envuelta con cono enganchado, de acero cincado
- 🇷🇺 Втулочный стальной оцинкованный анкер



Item code	Anchor size Ø x L / t <sub>fix</sub> (mm)	Stud Size M x L (mm)	Pcs. per blister	Blister per carton
DX04 - with stud and blind security nut				
Ø 12 / M8 / SW: 13				
BLS DX 04 12 080	12 x 80 / 25	M8 x 85	2	20

Item code	Anchor size Ø x L (mm)	Screw size M x Ls (mm)	Pcs. per blister	Blister per carton
DX03 - with hook screw				
Ø 10 / M6 / SW: 10				
BLS DX 03 10 045	10 x 45	M6 x 55	2	20
Ø 12 / M8 / SW: 13				
BLS DX 03 12 050	12 x 50	M8 x 65	2	20

Item code	Anchor size Ø x L (mm)	Screw size M x Ls x Øi (mm)	Pcs. per blister	Blister per carton
DX02 - with eye screw				
Ø 10 / M6 / SW: 10				
BLS DX 02 10 045	10 x 45	M6 x 55 x 10	2	20
Ø 12 / M8 / SW: 13				
BLS DX 02 12 050	12 x 50	M8 x 65 x 11,5	2	20



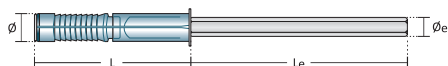




## BLS AL More info at page 163

Minimum order quantity: 1 carton

- ✦ Hexagonal steel bracket with nylon plug, for shelves fixing
- 🇮🇹 Support hexagonal en acier pour la fixation de consoles avec cheville en nylon
- 🇩🇪 Verzinkter Sechskanthalter für Befestigung von Konsole mit Nylohdübel
- 🇪🇸 Soporte hexagonal de acero cincado con taco de nylon, para la fijación de estantes
- 🇷🇺 Шестигранный стальной кронштейн с нейлоновым дюбелем для крепления полок



Item code	Anchor size Ø x L (mm)	Hex bracket size Øe x Le (mm)	Pcs. per blister	Blister per carton
<b>Hex bracket: SW: 8</b>				
BLS AL 01 10 100	12 x 75	10 x 100	2	15
BLS AL 01 10 120	12 x 75	10 x 120	2	15
BLS AL 01 10 140	12 x 75	10 x 140	2	15
<b>Hex bracket: SW: 10</b>				
BLS AL 01 12 100	14 x 75	12 x 100	2	15
BLS AL 01 12 140	14 x 75	12 x 140	2	15
<b>Hex bracket: SW: 12</b>				
BLS AL 01 14 120	14 x 75	14 x 120	2	15
BLS AL 01 14 140	14 x 75	14 x 140	2	15
BLS AL 01 14 170	14 x 75	14 x 170	2	15



## BLS AK 01 More info at page 163

Minimum order quantity: 1 carton

- ✦ Knurled brass anchor
- 🇮🇹 Cheville en laiton moletée
- 🇩🇪 Gerändelter Dübel aus Messing
- 🇪🇸 Taco de latón
- 🇷🇺 Забивной латунный анкер




Item code	Size M x Ø x L	Pcs. per blister	Blister per carton
BLS AK 01 00 005	M5 x 6,5 x 20,5	10	20
BLS AK 01 00 006	M6 x 8 x 23,5	6	20
BLS AK 01 00 008	M8 x 10 x 28	4	20



## BLS AKR 01 NEW inBlister

Minimum order quantity: 1 carton

- ✦ Knurled brass anchor with hexagonal head screw, 8.8 grade, zinc plated
- 🇮🇹 Cheville en cuivre avec vis tête hexagonal classe 8.8 en acier zingué
- 🇩🇪 Messingdübel komplett mit Sechskantschraube Klasse 8.8, aus verzinktem Stahl
- 🇪🇸 Taco de latón con tornillo cabeza hexagonal clase 8.8 de acero cincado
- 🇷🇺 Латунный анкер с шуршпом с шестигранной головкой класса 8.8 из оцинкованной стали



Item code	Anchor size M x Ø x L	Screw size M x L	Pcs. per blister	Blister per carton
BLS AKR 01 00 005	M5 x 6,5 x 20,5	5 x 30	10+10	20
BLS AKR 01 00 006	M6 x 8 x 23,5	6 x 40	6+6	20
BLS AKR 01 00 008	M8 x 10 x 28	8 x 40	4+4	20



## BLS DAT 02 More info at page 177

Minimum order quantity: 1 carton

- ✦ Slotted dog point steel bar 8.8 grade with hex nut and washer, zinc plated
- 🇮🇹 Tige filetée fendue classe 8.8, avec écrou hexagonal et rondelle, en acier zingué
- 🇩🇪 Gewindestange mit Schlitz Klasse 8.8 mit Sechskantmutter und Scheibe, verzinkt
- 🇪🇸 Espárrago para anclaje químico, clase 8.8, con tuerca hexagonal y arandela, de acero cincado
- 🇷🇺 Оцинкованный резьбовый стержень класса 8.8 с шестигранной гайкой и шайбой



Item code	Size M x L (mm)	Pcs. per blister	Blister per carton
BLS DAT 02 06 120	M6 x 120	4	20
BLS DAT 02 08 120	M8 x 120	4	20









## BLS FV



More info at page 180

Minimum order quantity: 1 carton

\* Plastic sleeve for chemical anchor

-  Manchon foré en plastique, pour ancrage chimique
-  Siebhülse aus Plastik für chemische Verankerung
-  Tamiz plástico para anclajes químicos
-  Пластиковая втулка для химического анкера







Item code	Size $\varnothing \times L$ (mm)	 Pcs. per blister	 Blister per carton
BLS FV 01 12 080	12 x 80	2	20
BLS FV 01 15 085	15 x 85	2	20
BLS FV 01 20 085	20 x 85	2	20





## BLS ZX 01

Minimum order quantity: 1 carton

\* Nylon sleeve for chemical anchors, with steel bar 5.8 grade, hex nut and washer

-  Manchon foré en nylon, avec tige filetée classe 5.8, écrou et rondelle
-  Nylonhülse für chemische Dübel, mit Stange aus Stahl Klasse 5.8, Sechskantmutter und Scheibe
-  Tamiz de nylon con espárrago clase 5.8, tuerca y arandela
-  Нейлоновый анкер для химических анкеров, со стальным стержнем 5,8 класса, шестигранной гайкой и шайбой







Item code	Sleeve size $\varnothing \times L$ (mm)	Screw size $M \times L$ (mm)	 Pcs. per blister	 Blister per carton
BLS ZX 01 08 105	12 x 80	M8 x 105	2+2	10
BLS ZX 01 10 110	15 x 85	M10 x 110	2+2	10





## BLS YV 01

Minimum order quantity: 1 carton

\* Nylon sleeve for chemical anchors, with steel hook screw

-  Manchon foré en nylon, avec crochet
-  Nylonhülse für chemische Dübel, mit Rundhaken aus Stahl
-  Tamiz de nylon con gancho
-  Нейлоновый анкер для химических анкеров, со стальным крюком винтом







Item code	Sleeve size $\varnothing \times L$ (mm)	Screw size $M \times L$ (mm)	 Pcs. per blister	 Blister per carton
BLS YV 01 08 065	12 x 60	M8 x 65	2+2	10
BLS YV 01 10 081	15 x 85	M10 x 81	2+2	10





## BLS YW 01

Minimum order quantity: 1 carton

\* Nylon sleeve for chemical anchors, with steel eye screw

-  Manchon foré en nylon, avec oeillet
-  Nylonhülse für chemische Dübel, mit Augenschraube aus Stahl
-  Tamiz de nylon con argolla
-  Нейлоновый анкер для химических анкеров, с стальным крюком



Item code	Sleeve size $\varnothing \times L$ (mm)	Screw size $M \times L$ (mm)	 Pcs. per blister	 Blister per carton
BLS YW 01 08 065	12 x 60	M8 x 65	2+2	10
BLS YW 01 10 081	15 x 85	M10 x 81	2+2	10





# BLS VS

More info at page 188

Minimum order quantity: 1 carton

**Multi-purpose nylon anchors**

- Cheville universelle en nylon
- Universal-Langschafthdübel aus Nylon
- Anclaje universal de nylon
- Универсальный нейлоновый дюбель


**NEW**  
inBlister

**NEW**  
inBlister


Item code	Anchor size Ø x L / tfix (mm)	Screw size Øs x Ls (mm)	Pcs. per blister	Blister per carton
-----------	----------------------------------	----------------------------	---------------------	-----------------------

**With CSK screw - zinc plated**
**Ø 8 / T-30**

<b>BLS VS 11 08 080</b>	8 x 80 / 10	6 x 85	6+6	20
<b>BLS VS 11 08 100</b>	8 x 100 / 30	6 x 105	6+6	20

**Ø 10 / T-40**

<b>BLS VS 11 10 080</b>	10 x 80 / 10	7 x 85	4+4	20
<b>BLS VS 11 10 100</b>	10 x 100 / 30	7 x 105	4+4	20
<b>BLS VS 11 10 120</b>	10 x 120 / 50	7 x 125	4+4	20

**With CSK screw - A4-70 (AISI 316), ETA-CE certified**
**Ø 8 / T-30**

<b>BLS VS 13 08 080</b>	8 x 80 / 10	6 x 85	6+6	20
<b>BLS VS 13 08 100</b>	8 x 100 / 30	6 x 105	6+6	20

**Ø 10 / T-40**

<b>BLS VS 13 10 080</b>	10 x 80 / 10	7 x 85	4+4	20
<b>BLS VS 13 10 100</b>	10 x 100 / 30	7 x 105	4+4	20
<b>BLS VS 13 10 120</b>	10 x 120 / 50	7 x 125	4+4	20

**With CSK screw - special coating Steel Saver 1000h - ZL**
**Ø 8 / T-30**

<b>BLS VS 12 08 080</b>	8 x 80 / 10	6 x 85	6+6	20
<b>BLS VS 12 08 100</b>	8 x 100 / 30	6 x 105	6+6	20

**Ø 10 / T-40**

<b>BLS VS 12 10 080</b>	10 x 80 / 10	7 x 85	4+4	20
<b>BLS VS 12 10 100</b>	10 x 100 / 30	7 x 105	4+4	20
<b>BLS VS 12 10 120</b>	10 x 120 / 50	7 x 125	4+4	20

**With hex screw - zinc plated, ETA-CE certified**
**Ø 8 / T-30 / SW: 10**

<b>BLS VS 31 08 080</b>	8 x 80 / 10	6 x 85	6+6	20
<b>BLS VS 31 08 100</b>	8 x 100 / 30	6 x 105	6+6	20

**Ø 10 / T-40 / SW: 13**

<b>BLS VS 31 10 080</b>	10 x 80 / 10	7 x 85	4+4	20
<b>BLS VS 31 10 100</b>	10 x 100 / 30	7 x 105	4+4	20
<b>BLS VS 31 10 120</b>	10 x 120 / 50	7 x 125	4+4	20

**With hex screw - A4-70 (AISI 316), ETA-CE certified**
**Ø 8 / T-30 / SW: 10**

<b>BLS VS 33 08 080</b>	8 x 80 / 10	6 x 85	6+6	20
<b>BLS VS 33 08 100</b>	8 x 100 / 30	6 x 105	6+6	20

**Ø 10 / T-40 / SW: 13**

<b>BLS VS 33 10 080</b>	10 x 80 / 10	7 x 85	4+4	20
<b>BLS VS 33 10 100</b>	10 x 100 / 30	7 x 105	4+4	20
<b>BLS VS 33 10 120</b>	10 x 120 / 50	7 x 125	4+4	20

**With hex screw - special coating Steel Saver 1000h - ZL**
**Ø 8 / T-30 / SW: 10**

<b>BLS VS 32 08 080</b>	8 x 80 / 10	6 x 85	6+6	20
<b>BLS VS 32 08 100</b>	8 x 100 / 30	6 x 105	6+6	20

**Ø 10 / T-40 / SW: 13**

<b>BLS VS 32 10 080</b>	10 x 80 / 10	7 x 85	4+4	20
<b>BLS VS 32 10 100</b>	10 x 100 / 30	7 x 105	4+4	20
<b>BLS VS 32 10 120</b>	10 x 120 / 50	7 x 125	4+4	20


**KIT inBLISTER**

Also available in Kit with metal display stand, see page 524



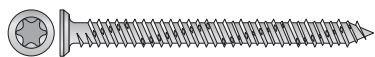
## BLS GS 01

More info at page 200

Minimum order quantity: 1 carton

✚ 6-lobe recess flat countersunk head concrete screw (Hi-Lo thread) with ribs, hardened, zinc plated

- 🇫🇷 Vis à béton (filet Hi-Lo) tête fraisée plate à six lobes X avec nervures, cémentée et zinguée
- 🇩🇪 Senkkopf-Betonschraube (Hi-Lo Gewinde) mit Innensechsrund und Fräsrippen, einsatzgehärtet, verzinkt
- 🇪🇸 Tornillo para hormigón (rosca Hi-Lo), cabeza avellanada 6 lóbulos internos con estrías bloqueadoras, acero cementado, cincado
- 🇷🇺 Шуруп по бетону из закаленной стали (резьба Hi-Lo) с плоской потайной головкой, шестигранный шлиц



Item code	Size $\varnothing \times L / L_1$ (mm)	Pcs. per blister	Blister per carton
<b><math>\varnothing 7,5 / T-30</math></b>			
<b>BLS GS 01 75 090</b>	7,5 x 90 / 87	6	10
<b>BLS GS 01 75 120</b>	7,5 x 120 / 117	6	10
<b>BLS GS 01 75 150</b>	7,5 x 150 / 147	6	10



## BLS YZ 01

More info at page 202

Minimum order quantity: 1 carton

✚ Multi-expansion countersunk head nylon anchor with zinc plated raised countersunk head nail screw

- 🇫🇷 Cheville en nylon multi-expansion à collerette fraisée, avec vis à clou tête bombé zinguée
- 🇩🇪 Nylandübel mit Senksaum, mit verzinkter Zylinderkopf-Nagelschraube
- 🇪🇸 Taco clavo multiexpansión de nylon con collarín avellanado, montado con tornillo con cabeza avellanada abombada de acero cincado
- 🇷🇺 Многораспорный нейлоновый дюбель-гвоздь с плоским бортом в комплекте с оцинкованным шурупом с плоской потайной головкой



Item code	Anchor size $\varnothing \times L / t_{fix}$ (mm)	Pcs. per blister	Blister per carton
<b><math>\varnothing 5 / Pz 2</math></b>			
<b>BLS YZ 01 05 030</b>	5 x 30 / 5	15	30
<b><math>\varnothing 6 / Pz 2</math></b>			
<b>BLS YZ 01 06 040</b>	6 x 40 / 10	15	30
<b>BLS YZ 01 06 050</b>	6 x 50 / 20	15	30
<b>BLS YZ 01 06 060</b>	6 x 60 / 30	15	30
<b>BLS YZ 01 06 080</b>	6 x 80 / 50	15	30
<b><math>\varnothing 8 / Pz 3</math></b>			
<b>BLS YZ 01 08 060</b>	8 x 60 / 20	10	30
<b>BLS YZ 01 08 080</b>	8 x 80 / 40	10	30
<b>BLS YZ 01 08 100</b>	8 x 100 / 60	10	30



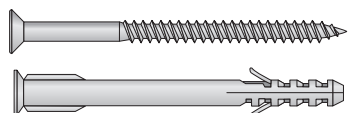
## BLS BE 02

More info at page 205

Minimum order quantity: 1 carton

✚ Countersunk head Nylon anchor with zinc plated cross type Z recess flat countersunk head special wood screw

- 🇫🇷 Cheville en nylon avec collerette fraisée et vis à bois tête fraisée plate empreinte cruciformes Type Z, zinguée
- 🇩🇪 Nylandübel mit Senksaum mit spezieller Kreuzschlitz Z Senkkopf-Holzschraube, verzinkt
- 🇪🇸 Taco de nylon con collarín avellanado, con tornillo especial para madera con cabeza avellanada cruz tipo Z de acero cincado
- 🇷🇺 Нейлоновый анкер в комплекте с оцинкованным шурупом с плоской потайной головкой с крестообразным шлицем типа Z



Item code	Anchor size $\varnothing \times L / t_{fix}$ (mm)	Screw size $\varnothing_s \times L_s$ (mm)	Pcs. per blister	Blister per carton
<b><math>\varnothing 6 / Pz 2</math></b>				
<b>BLS BE 02 06 040</b>	6 x 40 / 10	4 x 45	14+14	30
<b>BLS BE 02 06 060</b>	6 x 60 / 10	4 x 65	14+14	30
<b>BLS BE 02 06 080</b>	6 x 80 / 30	4x85	8+8	30
<b><math>\varnothing 8 / Pz 3</math></b>				
<b>BLS BE 02 08 060</b>	8 x 60 / 20	5,5 x 65	10+10	30
<b>BLS BE 02 08 100</b>	8 x 100 / 40	5,5 x 105	8+8	30





## BLS CK

More info at page 216

Minimum order quantity: 1 carton


### ✦ Pan head cross recess type H self drilling screw, hardened, zinc plated

🇮🇹 Vis autoperceuse tête cylindrique, empreinte cruciformes type H, en acier cémenté, zinguée

🇩🇪 Zylinderkopf-Bohrschraube Kreuzschlitz H, einsatzgehärtet, verzinkt

🇪🇸 Tornillo autotaladrante, cabeza cilíndrica cruz tipo H, acero cementado, cincado

🇷🇺 Оцинкованный самосверлящий шуруп из закаленной стали с цилиндрической скругленной головкой с крестообразным шлицем типа H



Item code	Size Ø x L / L <sub>1</sub> (mm)	Pcs. per blister	Blister per carton
<b>Ø 3,5 / Ph 2</b>			
BLS CK 01 35 009	3,5 x 9,5	100	30
BLS CK 01 35 013	3,5 x 13	50	30
BLS CK 01 35 016	3,5 x 16	50	30
BLS CK 01 35 019	3,5 x 19	50	30
BLS CK 01 35 022	3,5 x 22	25	30
BLS CK 01 35 025	3,5 x 25	25	30
BLS CK 01 35 032	3,5 x 32	25	30
<b>Ø 3,9 / Ph 2</b>			
BLS CK 01 39 016	3,9 x 16	50	30
BLS CK 01 39 019	3,9 x 19	50	30
BLS CK 01 39 022	3,9 x 22	25	30
BLS CK 01 39 025	3,9 x 25	25	30
BLS CK 01 39 032	3,9 x 32	25	30
BLS CK 01 39 038	3,9 x 38	25	30
<b>Ø 4,2 / Ph 2</b>			
BLS CK 01 42 013	4,2 x 13	25	30
BLS CK 01 42 016	4,2 x 16	25	30
BLS CK 01 42 019	4,2 x 19	25	30
BLS CK 01 42 022	4,2 x 22	25	30
BLS CK 01 42 025	4,2 x 25	25	30
BLS CK 01 42 032	4,2 x 32	25	30
BLS CK 01 42 038	4,2 x 38	25	30
BLS CK 01 42 045	4,2 x 45	10	30
<b>Ø 4,8 / Ph 2</b>			
BLS CK 01 48 016	4,8 x 16	25	30
BLS CK 01 48 019	4,8 x 19	25	30
BLS CK 01 48 022	4,8 x 22	25	30
BLS CK 01 48 025	4,8 x 25	25	30
BLS CK 01 48 032	4,8 x 32	25	30
BLS CK 01 48 038	4,8 x 38	25	30
BLS CK 01 48 045	4,8 x 45	10	30
BLS CK 01 48 050	4,8 x 50	10	30
<b>New Size</b> BLS CK 01 48 060	4,8 x 60	10	30
<b>New Size</b> BLS CK 01 48 070	4,8 x 70 / 60	10	30
<b>Ø 5,5 / Ph 3</b>			
BLS CK 01 55 025	5,5 x 25	20	30
BLS CK 01 55 032	5,5 x 32	20	30
BLS CK 01 55 038	5,5 x 38	20	30
BLS CK 01 55 045	5,5 x 45	10	30
BLS CK 01 55 050	5,5 x 50	10	30





## BLS CH

More info at page 220

Minimum order quantity: 1 carton

✦ Flat csk head cross recess type H self drilling screw, hardened

🇫🇷 Vis autoperceuse tête fraisée plate, empreinte cruciformes type H, en acier cémenté

🇩🇪 Senkkopf-Bohrschraube, Kreuzschlitz H, einsatzgehärtet

🇪🇸 Tornillo autotaladrante, cabeza avellanada cruz tipo H, acero cementado

🇷🇺 Оцинкованный самосверлящий шуруп из закаленной стали с плоской потайной головкой с крестообразным шлицем типа H



Item code	Size Ø x L / L <sub>1</sub> (mm)	Pcs. per blister	Blister per carton
<b>Ø 3,5 / Ph 2</b>			
BLS CH 01 35 013	3,5 x 13	50	30
BLS CH 01 35 016	3,5 x 16	50	30
BLS CH 01 35 019	3,5 x 19	50	30
BLS CH 01 35 022	3,5 x 22	25	30
BLS CH 01 35 025	3,5 x 25	25	30
BLS CH 01 35 032	3,5 x 32	25	30
BLS CH 01 35 038	3,5 x 38	25	30
<b>Ø 3,9 / Ph 2</b>			
BLS CH 01 39 016	3,9 x 16	50	30
BLS CH 01 39 019	3,9 x 19	50	30
BLS CH 01 39 022	3,9 x 22	25	30
BLS CH 01 39 025	3,9 x 25	25	30
BLS CH 01 39 032	3,9 x 32	25	30
BLS CH 01 39 038	3,9 x 38	25	30
<b>Ø 4,2 / Ph 2</b>			
BLS CH 01 42 013	4,2 x 13	25	30
BLS CH 01 42 016	4,2 x 16	25	30
BLS CH 01 42 019	4,2 x 19	25	30
BLS CH 01 42 022	4,2 x 22	25	30
BLS CH 01 42 025	4,2 x 25	25	30
BLS CH 01 42 032	4,2 x 32	25	30
BLS CH 01 42 038	4,2 x 38	25	30
BLS CH 01 42 045	4,2 x 45	10	30
BLS CH 01 42 050	4,2 x 50	10	30
<b>Ø 4,8 / Ph 2</b>			
BLS CH 01 48 016	4,8 x 16	25	30
BLS CH 01 48 019	4,8 x 19	25	30
BLS CH 01 48 022	4,8 x 22	25	30
BLS CH 01 48 025	4,8 x 25	25	30
BLS CH 01 48 032	4,8 x 32	25	30
BLS CH 01 48 038	4,8 x 38	25	30
BLS CH 01 48 045	4,8 x 45	10	30
BLS CH 01 48 050	4,8 x 50	10	30
New Size BLS CH 01 48 060	4,8 x 60	10	30
New Size BLS CH 01 48 070	4,8 x 70 / 60	10	30
<b>Ø 5,5 / Ph 3</b>			
BLS CH 01 55 025	5,5 x 25	20	30
BLS CH 01 55 032	5,5 x 32	20	30
BLS CH 01 55 038	5,5 x 38	20	30
BLS CH 01 55 045	5,5 x 45	10	30
BLS CH 01 55 050	5,5 x 50	10	30





# BLS LK 01

*More info at page 224*

Minimum order quantity: 1 carton

**\* Pan head cross recess type H tapping screw, hardened, zinc plated**

(I) Vis autotaraudeuse tête cylindrique empreinte cruciforme Type H, en acier cémenté, zinguée

(II) Zylinderkopf-Blechschrabe, Kreuzschlitz H, einsatzgehärtet, verzinkt

(III) Tornillo autorroscante, cabeza cilíndrica cruz tipo H, acero cementado, cincado

(IV) Оцинкованный шуруп-саморез из закаленной стали с цилиндрической скругленной головкой с крестообразным шлицем типа H



Item code	Size	$\emptyset \times L$ (mm)	Pcs. per blister	Blister per carton
<b><math>\emptyset</math> 3,5 / Ph 2</b>				
BLS LK 01 35 009		3,5 x 9,5	100	30
BLS LK 01 35 013		3,5 x 13	50	30
BLS LK 01 35 016		3,5 x 16	50	30
BLS LK 01 35 019		3,5 x 19	50	30
BLS LK 01 35 022		3,5 x 22	25	30
BLS LK 01 35 025		3,5 x 25	25	30
BLS LK 01 35 032		3,5 x 32	25	30
<b><math>\emptyset</math> 3,9 / Ph 2</b>				
BLS LK 01 39 016		3,9 x 16	50	30
BLS LK 01 39 019		3,9 x 19	50	30
BLS LK 01 39 022		3,9 x 22	25	30
BLS LK 01 39 025		3,9 x 25	25	30
BLS LK 01 39 032		3,9 x 32	25	30
BLS LK 01 39 038		3,9 x 38	25	30
<b><math>\emptyset</math> 4,2 / Ph 2</b>				
BLS LK 01 42 019		4,2 x 19	25	30
BLS LK 01 42 022		4,2 x 22	25	30
BLS LK 01 42 025		4,2 x 25	25	30
BLS LK 01 42 032		4,2 x 32	25	30
BLS LK 01 42 038		4,2 x 38	25	30
BLS LK 01 42 045		4,2 x 45	10	30
<b><math>\emptyset</math> 4,8 / Ph 2</b>				
BLS LK 01 48 016		4,8 x 16	25	30
BLS LK 01 48 019		4,8 x 19	25	30
BLS LK 01 48 022		4,8 x 22	25	30
BLS LK 01 48 025		4,8 x 25	25	30
BLS LK 01 48 032		4,8 x 32	25	30
BLS LK 01 48 038		4,8 x 38	25	30
BLS LK 01 48 045		4,8 x 45	10	30
BLS LK 01 48 050		4,8 x 50	10	30
<b><math>\emptyset</math> 5,5 / Ph 3</b>				
BLS LK 01 55 025		5,5 x 25	20	30
BLS LK 01 55 032		5,5 x 32	20	30
BLS LK 01 55 038		5,5 x 38	20	30
BLS LK 01 55 045		5,5 x 45	10	30
BLS LK 01 55 050		5,5 x 50	10	30
<b><math>\emptyset</math> 6,3 / Ph 3</b>				
BLS LK 01 63 032		6,3 x 32	20	30
BLS LK 01 63 038		6,3 x 38	20	30
BLS LK 01 63 050		6,3 x 50	10	30





**BLS LK 51** **NEW inBlister**

Minimum order quantity: 1 carton

✦ Pan head cross recess type H tapping screw, hardened, A2 (AISI 304) stainless steel

- 🇫🇷 Vis autotaraudeuse tête cylindrique, en acier INOX A2 (AISI 304)
- 🇩🇪 Selbstschneidende Zylinderkopfschraube aus Edelstahl A2 (AISI 304)
- 🇪🇸 Tornillo autorroscante, cabeza cilíndrica cruz tipo H, de acero inoxidable A2 (AISI 304)
- 🇷🇺 Саморез с цилиндрической головкой из нержавеющей стали A2 (AISI 304)



Item code	Size	Ø x L (mm)	Pcs. per blister	Blister per carton
<b>Ø 2,9 / Ph 1</b>				
BLS LK 51 29 009		2,9 x 9,5	20	30
BLS LK 51 29 013		2,9 x 13	20	30
BLS LK 51 29 016		2,9 x 16	20	30
BLS LK 51 29 019		2,9 x 19	20	30
BLS LK 51 29 025		2,9 x 25	20	30
<b>Ø 3,5 / Ph 2</b>				
BLS LK 51 35 009		3,5 x 9,5	20	30
BLS LK 51 35 013		3,5 x 13	20	30
BLS LK 51 35 016		3,5 x 16	20	30
BLS LK 51 35 022		3,5 x 22	20	30
BLS LK 51 35 025		3,5 x 25	15	30
BLS LK 51 35 032		3,5 x 32	15	30
<b>Ø 3,9 / Ph 2</b>				
BLS LK 51 39 013		3,9 x 13	20	30
BLS LK 51 39 016		3,9 x 16	20	30
BLS LK 51 39 019		3,9 x 19	20	30
BLS LK 51 39 022		3,9 x 22	20	30
BLS LK 51 39 025		3,9 x 25	15	30
BLS LK 51 39 032		3,9 x 32	15	30
BLS LK 51 39 038		3,9 x 38	15	30
<b>Ø 4,2 / Ph 2</b>				
BLS LK 51 42 013		4,2 x 13	20	30
BLS LK 51 42 016		4,2 x 16	20	30
BLS LK 51 42 019		4,2 x 19	20	30
BLS LK 51 42 025		4,2 x 25	15	30
BLS LK 51 42 032		4,2 x 32	15	30
BLS LK 51 42 038		4,2 x 38	10	30
BLS LK 51 42 050		4,2 x 50	10	30
<b>Ø 4,8 / Ph 2</b>				
BLS LK 51 48 016		4,8 x 16	20	30
BLS LK 51 48 019		4,8 x 19	20	30
BLS LK 51 48 022		4,8 x 22	20	30
BLS LK 51 48 025		4,8 x 25	15	30
BLS LK 51 48 032		4,8 x 32	10	30
BLS LK 51 48 038		4,8 x 38	10	30
BLS LK 51 48 045		4,8 x 45	10	30
BLS LK 51 48 050		4,8 x 50	10	30
<b>Ø 6,3 / Ph 3</b>				
BLS LK 51 55 019		5,5 x 19	10	30
BLS LK 51 55 025		5,5 x 25	10	30
BLS LK 51 55 032		5,5 x 32	10	30
BLS LK 51 55 038		5,5 x 38	6	30
BLS LK 51 55 050		5,5 x 50	6	30







# BLS LH 01

*More info at page 226*

Minimum order quantity: 1 carton

**\* Flat csk head cross recess type H tapping screw, hardened, zinc plated**

(I) Vis autotaraudeuse tête fraisée plate empreinte cruciforme Type H, en acier cémenté

(II) Senkkopf-Blechschrube, Kreuzschlitz H, einsatzgehärtet

(III) Tornillo autorroscante, cabeza avellanada cruz tipo H, acero cementado

(IV) Оцинкованный шуруп-саморез из закаленной стали с плоской потайной головкой с крестообразным шлицем типа H



Item code	Size	$\emptyset \times L$ (mm)	Pcs. per blister	Blister per carton
<b><math>\emptyset</math> 2,9 / Ph 1</b>				
BLS LH 01 29 009		2,9 x 9,5	100	30
<b><math>\emptyset</math> 3,5 / Ph 2</b>				
BLS LH 01 35 013		3,5 x 13	50	30
BLS LH 01 35 016		3,5 x 16	50	30
BLS LH 01 35 019		3,5 x 19	50	30
BLS LH 01 35 022		3,5 x 22	25	30
BLS LH 01 35 025		3,5 x 25	25	30
BLS LH 01 35 032		3,5 x 32	25	30
<b><math>\emptyset</math> 3,9 / Ph 2</b>				
BLS LH 01 39 016		3,9 x 16	50	30
BLS LH 01 39 019		3,9 x 19	50	30
BLS LH 01 39 022		3,9 x 22	25	30
BLS LH 01 39 025		3,9 x 25	25	30
BLS LH 01 39 032		3,9 x 32	25	30
BLS LH 01 39 038		3,9 x 38	25	30
<b><math>\emptyset</math> 4,2 / Ph 2</b>				
BLS LH 01 42 019		4,2 x 19	25	30
BLS LH 01 42 022		4,2 x 22	25	30
BLS LH 01 42 025		4,2 x 25	25	30
BLS LH 01 42 032		4,2 x 32	25	30
BLS LH 01 42 038		4,2 x 38	25	30
BLS LH 01 42 045		4,2 x 45	10	30
<b><math>\emptyset</math> 4,8 / Ph 2</b>				
BLS LH 01 48 016		4,8 x 16	25	30
BLS LH 01 48 019		4,8 x 19	25	30
BLS LH 01 48 022		4,8 x 22	25	30
BLS LH 01 48 025		4,8 x 25	25	30
BLS LH 01 48 032		4,8 x 32	25	30
BLS LH 01 48 038		4,8 x 38	25	30
BLS LH 01 48 045		4,8 x 45	10	30
BLS LH 01 48 050		4,8 x 50	10	30
<b><math>\emptyset</math> 5,5 / Ph 3</b>				
BLS LH 01 55 025		5,5 x 25	20	30
BLS LH 01 55 032		5,5 x 32	20	30
BLS LH 01 55 038		5,5 x 38	20	30
BLS LH 01 55 045		5,5 x 45	10	30
BLS LH 01 55 050		5,5 x 50	10	30
<b><math>\emptyset</math> 6,3 / Ph 3</b>				
BLS LH 01 63 032		6,3 x 32	20	30
BLS LH 01 63 038		6,3 x 38	20	30
BLS LH 01 63 050		6,3 x 50	10	30





## BLS LH 51

INOX  
Stainless Steel

NEW  
inBlister

Minimum order quantity: 1 carton

✳ Flat csk head cross recess type H tapping screw, A2 (AISI 304) stainless steel

- 🇫🇷 Vis autotaraudeuse tête fraisée plate, en acier INOX A2 (AISI 304)
- 🇩🇪 Selbstschneidende Senkkopfschraube, aus Edelstahl A2 (AISI 304)
- 🇪🇸 Tornillo autorroscante, cabeza avellanada cruz tipo H, de acero inoxidable A2 (AISI 304)
- 🇷🇺 Саморез с потайной головкой из нержавеющей стали A2 (AISI 304)



Item code	Size Ø x L (mm)	Pcs. per blister	Blister per carton
<b>Ø 2,9 / Ph 1</b>			
BLS LH 51 29 013	2,9 x 13	20	30
BLS LH 51 29 016	2,9 x 16	20	30
BLS LH 51 29 019	2,9 x 19	20	30
BLS LH 51 29 025	2,9 x 25	20	30
<b>Ø 3,5 / Ph 2</b>			
BLS LH 51 35 009	3,5 x 9,5	20	30
BLS LH 51 35 013	3,5 x 13	20	30
BLS LH 51 35 016	3,5 x 16	20	30
BLS LH 51 35 019	3,5 x 19	20	30
BLS LH 51 35 025	3,5 x 25	15	30
<b>Ø 3,9 / Ph 2</b>			
BLS LH 51 39 013	3,9 x 13	20	30
BLS LH 51 39 019	3,9 x 19	20	30
BLS LH 51 39 025	3,9 x 25	15	30
BLS LH 51 39 032	3,9 x 32	15	30
<b>Ø 4,2 / Ph 2</b>			
BLS LH 51 42 013	4,2 x 13	20	30
BLS LH 51 42 019	4,2 x 19	20	30
BLS LH 51 42 025	4,2 x 25	15	30
BLS LH 51 42 032	4,2 x 32	15	30
BLS LH 51 42 038	4,2 x 38	10	30
BLS LH 51 42 050	4,2 x 50	10	30
<b>Ø 4,8 / Ph 2</b>			
BLS LH 51 48 016	4,8 x 16	20	30
BLS LH 51 48 019	4,8 x 19	20	30
BLS LH 51 48 025	4,8 x 25	15	30
BLS LH 51 48 032	4,8 x 32	10	30
BLS LH 51 48 038	4,8 x 38	10	30
BLS LH 51 48 050	4,8 x 50	10	30
<b>Ø 5,5 / Ph 3</b>			
BLS LH 51 55 032	5,5 x 32	10	30





# BLS VZ

*More info at page 237*

Minimum order quantity: 1 carton

**✦ Multi-purpose (Patented) nylon anchor**

- Cheville Universelle en nylon (brevetée)
- Universal-Nylondübel (patentiert)
- Taco universal (Patentado) de nylon
- Универсальный нейлоновый дюбель (запатентованный)



Item code	Anchor size Ø x L (mm)	Pcs. per blister	Blister per carton
<b>New Size</b> BLS JC 01 05 025	5 x 25	30	20
BLS VZ 01 06 032	6 x 32	30	20
BLS VZ 01 06 045	6 x 45	30	20
BLS VZ 01 08 042	8 x 42	20	20
BLS VZ 01 08 052	8 x 52	20	20
BLS VZ 01 10 050	10 x 50	10	20
BLS VZ 01 10 060	10 x 60	8	15



Item code	Anchor size Ø x L (mm)	Screw size Øs x Ls (mm)	Pcs. per blister	Blister per carton
<b>With CSK screw</b>				
<b>New Size</b> BLS JC 02 05 025	5 x 25	3,5 x 30	15+15	30
BLS VZ 02 06 032	6 x 32	4,5 x 45	15+15	30
BLS VZ 02 06 045	6 x 45	4,5 x 55	15+15	30
BLS VZ 02 08 042	8 x 42	5 x 50	10+10	30
BLS VZ 02 08 052	8 x 52	5 x 60	10+10	30
BLS VZ 02 10 050	10 x 50	6 x 60	4+4	30
BLS VZ 02 10 060	10 x 60	6 x 70	4+4	30



Item code	Anchor size Ø x L (mm)	Screw size Øs x Ls (mm)	Pcs. per blister	Blister per carton
<b>With pan washer head screw</b>				
BLS VZ 04 06 032	6 x 32	4,5 x 45	15+15	30
BLS VZ 04 08 042	8 x 42	5 x 50	10+10	30
BLS VZ 04 10 050	10 x 50	6 x 60	4+4	30



Item code	Anchor size Ø x L (mm)	Screw size Øs x Ls (mm)	Pcs. per blister	Blister per carton
<b>With hex screw</b>				
BLS VZ 07 10 050	10 x 50	6 x 60	4+4	20
BLS VZ 07 12 060	12 x 60	8 x 70	2+2	20
BLS VZ 07 14 070	14 x 70	10 x 80	2+2	20



Item code	Anchor size Ø x L (mm)	Screw size Øs x Ls (mm)	Pcs. per blister	Blister per carton
<b>With CSK screw and masonry drill</b>				
BLS VZ 46 06 032	6 x 32	4,5 x 45	10+10+1	20
BLS VZ 46 08 042	8 x 42	5 x 50	6+6+1	20
BLS VZ 46 10 050	10 x 50	10 x 50	4+4+1	20





## BLS AX

More info at page 242

Minimum order quantity: 1 carton

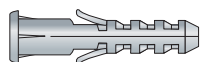
✦ Nylon anchor

🇫🇷 Cheville en nylon

🇩🇪 Nyfondübel

🇪🇸 Taco de nylon

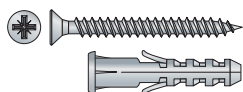
🇷🇺 Нейлоновый дюбель



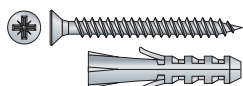
Item code	Anchor size Ø x L (mm)	Pcs. per blister	Blister per carton
<b>Rimmed anchor</b>			
BLS AX 01 05 025	5 x 25	35	50
BLS AX 01 06 030	6 x 30	30	50
BLS AX 01 08 040	8 x 40	20	30
BLS AX 01 10 050	10 x 50	10	30



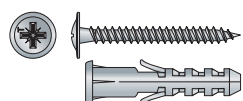
Item code	Anchor size Ø x L (mm)	Pcs. per blister	Blister per carton
<b>Rimless anchor</b>			
BLS AX 02 05 025	5 x 25	35	50
BLS AX 02 06 030	6 x 30	30	50
BLS AX 02 08 040	8 x 40	20	30
BLS AX 02 10 050	10 x 50	10	30
BLS AX 02 12 060	12 x 60	6	30



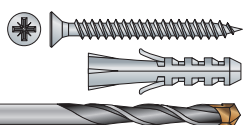
Item code	Anchor size Ø x L (mm)	Screw size Øs x Ls (mm)	Pcs. per blister	Blister per carton
<b>Rimmed anchor with CSK screw</b>				
BLS AX 05 05 025	5 x 25	3,5 x 30	20+20	30
BLS AX 05 06 030	6 x 30	4 x 40	15+15	30
BLS AX 05 08 040	8 x 40	5 x 50	10+10	30
BLS AX 05 10 050	10 x 50	6 x 60	4+4	30



Item code	Anchor size Ø x L (mm)	Screw size Øs x Ls (mm)	Pcs. per blister	Blister per carton
<b>Rimless anchor with CSK screw</b>				
BLS AX 10 05 025	5 x 25	3,5 x 30	20+20	30
BLS AX 10 06 030	6 x 30	4 x 40	15+15	30
BLS AX 10 08 040	8 x 40	5 x 50	10+10	30
BLS AX 10 10 050	10 x 50	6 x 60	4+4	30



Item code	Anchor size Ø x L (mm)	Screw size Øs x Ls (mm)	Pcs. per blister	Blister per carton
<b>Rimmed anchor with pan head screw</b>				
BLS AX 44 06 030	6 x 30	4,5 x 40	15+15	30
BLS AX 44 08 040	8 x 40	5 x 50	10+10	30



Item code	Anchor size Ø x L (mm)	Screw size Øs x Ls (mm)	Pcs. per blister	Blister per carton
<b>Rimless anchor with CSK screw and masonry drill</b>				
BLS AX 46 05 025	5 x 25	3,5 x 30	16+16+1	20
BLS AX 46 06 030	6 x 30	4 x 40	10+10+1	20
BLS AX 46 08 040	8 x 40	5 x 50	6+6+1	20
BLS AX 46 10 050	10 x 50	6 x 60	4+4+1	20





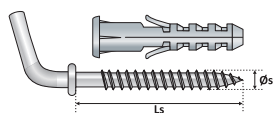
## BLS MF

More info at page 246

Minimum order quantity: 1 carton

### Rimmed nylon anchor with short "L" screw

- Cheville en nylon avec collerette et crochet court
- Nylondübel mit Saum und spezieller Schraube mit Ring, mit kurzem Haken
- Taco de nylon con collarín, con gancho corto
- Нейлоновый дюбель с бортом и особым шурупом, с коротким крюком



Item code	Anchor size Ø x L (mm)	Screw size Øs x Ls (mm)	Pcs. per blister	Blister per carton
BLS MF 01 06 030	6 x 30	4,5 x 35	10+10	20



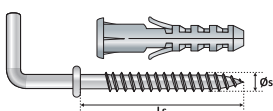
## BLS MG

More info at page 246

Minimum order quantity: 1 carton

### Rimmed nylon anchor with medium "L" screw

- Cheville en nylon avec collerette et crochet moyen
- Nylondübel mit Saum und spezieller Schraube mit Ring, mit Mittelhaken
- Taco de nylon con collarín, con gancho medio
- Нейлоновый дюбель с бортом и особым шурупом, с крюком



Item code	Anchor size Ø x L (mm)	Screw size Øs x Ls (mm)	Pcs. per blister	Blister per carton
BLS MG 01 06 030	6 x 30	4,5 x 35	10+10	20



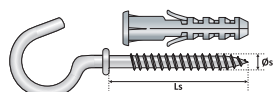
## BLS MH

More info at page 246

Minimum order quantity: 1 carton

### Rimmed nylon anchor with hook screw

- Cheville en nylon avec collerette et crochet rond
- Nylondübel mit Saum und spezieller Schraube mit Ring, mit Rundhaken
- Taco de nylon con collarín, con gancho curvo
- Нейлоновый дюбель с бортом и особым шурупом, с потолочным крюком



Item code	Anchor size Ø x L (mm)	Screw size Øs x Ls (mm)	Pcs. per blister	Blister per carton
BLS MH 01 06 030	6 x 30	4,5 x 35	8+8	20



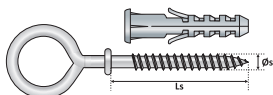
## BLS MJ

More info at page 246

Minimum order quantity: 1 carton

### Rimmed nylon anchor with eye screw

- Cheville en nylon avec collerette et oeillet
- Nylondübel mit Saum und spezieller Schraube mit Ring, mit Augenschraube
- Taco de nylon con collarín, con argolla
- Нейлоновый дюбель с бортом и особым шурупом, с замкнутым крюком



Item code	Anchor size Ø x L (mm)	Screw size Øs x Ls (mm)	Pcs. per blister	Blister per carton
BLS MJ 01 06 030	6 x 30	4,5 x 35	8+8	20



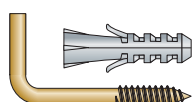
## BLS LA

More info at page 246

Minimum order quantity: 1 carton

### Rimless nylon wall plug with brass plated steel "L" screw, 10 sets bag packing

- Cheville en nylon sans collerette, avec vis crochet en laiton, sachets de 10 pcs
- Nylondübel ohne Saum, mit Hakenschraube aus Messing, 10 St. im Beutel
- Taco de nylon sin collarín con gancho de acero latonado, 10 unidades en cada bolsa
- Нейлоновый дюбель без борта с прямоугольным латунным крюком, в мешочке по 10 шт



Item code	Anchor size Ø x L (mm)	Screw size Øs x Ls (mm)	Pcs. per blister	Blister per carton
BLS LA 01 04 020	4 x 20	3 x 30	20+20	20





## BLS AY

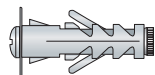
More info at page 249

Minimum order quantity: 1 carton

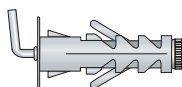
✦ Nylon anchors with special screws

- 🇫🇷 Cheville en nylon avec accessoires
- 🇩🇪 Nylondübel mit spezieller Schraube
- 🇪🇸 Taco de nylon con accesorios
- 🇷🇺 Нейлоновый дюбель и особым шурупом

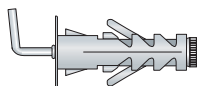
inBLISTER®



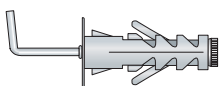
Item code	Anchor size Ø x L (mm)	Pcs. per blister	Blister per carton
<b>With screw</b>			
BLS AY 01 09 040	9 x 40	6	20
BLS AY 01 12 045	12 x 45	4	20



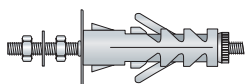
Item code	Anchor size Ø x L (mm)	Pcs. per blister	Blister per carton
<b>With short "L" screw</b>			
BLS AY 02 09 040	9 x 40	6	20
BLS AY 02 12 045	12 x 45	4	20



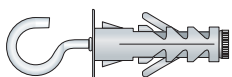
Item code	Anchor size Ø x L (mm)	Pcs. per blister	Blister per carton
<b>With medium "L" screw</b>			
BLS AY 03 09 040	9 x 40	6	20
BLS AY 03 12 045	12 x 45	4	20



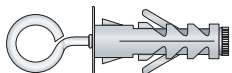
Item code	Anchor size Ø x L (mm)	Pcs. per blister	Blister per carton
<b>With long "L" screw</b>			
BLS AY 04 09 040	9 x 40	6	20



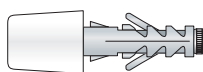
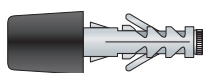
Item code	Anchor size Ø x L (mm)	Pcs. per blister	Blister per carton
<b>With dual thread screw</b>			
BLS AY 05 09 040	9 x 40	4	20
BLS AY 05 12 045	12 x 45	4	20



Item code	Anchor size Ø x L (mm)	Pcs. per blister	Blister per carton
<b>With hook screw</b>			
BLS AY 06 09 040	9 x 40	6	20
BLS AY 06 12 045	12 x 45	4	20



Item code	Anchor size Ø x L (mm)	Pcs. per blister	Blister per carton
<b>With eye screw</b>			
BLS AY 07 09 040	9 x 40	6	20
BLS AY 07 12 045	12 x 45	4	20



Item code	Anchor size Ø x L (mm)	Colore	Pcs. per blister	Blister per carton
<b>With Ø 20 mm door-stop</b>				
BLS AY 14 09 040	9 x 40	Nero	4	20
BLS AY 13 09 040	9 x 40	Bianco	4	20





## BLS BV

*More info at page 247*

Minimum order quantity: 1 carton

**Nylon anchor with zinc plated steel conical expansion nut**

- Cheville en nylon avec écrou en laiton à expansion
- Nyloodübel mit Spreiz-Schraubenmutter aus Messing
- Taco de nylon con tuerca cónica de acero cincado
- Нейлоновый дюбель со стальной конусной гайкой



Item code	Anchor size Ø x L (mm)	Screw size M	Pcs. per blister	Blister per carton
<b>BLS BV 01 12 070</b>	12 x 70	M8	4	20



## BLS DY

*More info at page 250*


Minimum order quantity: 1 carton

**Zinc plated steel anchors with M4/M5 accessories, steel washer and conical nut**

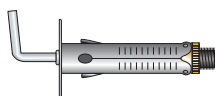
- Cheville zinguée avec vis tête fraisée M4/M5 et écrou conique
- Verzinkter Dübel mit Senkkopfschraube mit Kreuzschlitz M4/M5 und konischer Schraubenmutter
- Taco de acero cincado con accesorios M4/M5, arandela y tuerca
- Оцинкованный стальной дюбель в комплекте с шурупом M4/M5 с овальной потайной головкой с комбинированным шлицем и с оцинкованной стальной конической гайкой



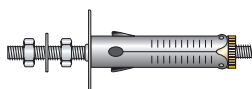
Item code	Anchor size Ø x L (mm)	Pcs. per blister	Blister per carton
<b>With combi oval countersunk head screw</b>			
<b>BLS DY 01 09 040</b>	9 x 40	4	20



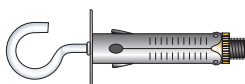
Item code	Anchor size Ø x L (mm)	Pcs. per blister	Blister per carton
<b>With short "L" screw</b>			
<b>BLS DY 02 09 040</b>	9 x 40	4	20




Item code	Anchor size Ø x L (mm)	Pcs. per blister	Blister per carton
<b>With medium "L" screw</b>			
<b>BLS DY 03 09 040</b>	9 x 40	4	20



Item code	Anchor size Ø x L (mm)	Pcs. per blister	Blister per carton
<b>With dual thread screw</b>			
<b>BLS DY 05 09 040</b>	9 x 40	4	20



Item code	Anchor size Ø x L (mm)	Pcs. per blister	Blister per carton
<b>With hook screw</b>			
<b>BLS DY 06 09 040</b>	9 x 40	4	20



Item code	Anchor size Ø x L (mm)	Pcs. per blister	Blister per carton
<b>With eye screw</b>			
<b>BLS DY 07 09 040</b>	9 x 40	4	20



## BLS WS

*More info at page 258*

Minimum order quantity: 1 carton

**Natural white nylon self drilling helix anchor heavy type, for fixing on insulation panels, head diameter 33 mm**

- Cheville à percer en Nylon blanc naturel, type renforcé, pour fixation de panneaux d'isolation, diamètre de la tête 33mm
- Schwerlast naturweiß selbstbohrender Dübel aus Nylon, für Befestigung von Isolierpaneele, Kopf Ø33
- Anclaje helicoidal autotaladrante de nylon, tipo reforzado, para fijar en paneles aislantes, cabeza Ø33 mm
- Самосверлящий дюбель из белого укрепленного нейлона для крепления в термоизоляционных материалах, головка Ø33 mm



Item code	Anchor size Ø x L (mm)	Pcs. per blister	Blister per carton
<b>BLS WS 01 27 058</b>	27 x 58	4	10
<b>BLS WS 01 27 090</b>	27 x 90	2	10





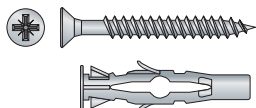
## BLS DR

More info at page 260

Minimum order quantity: 1 carton

### Multi-purpose rimmed nylon anchor

- Cheville universelle en nylon avec collerette, petite boîte
- Universaldübel aus Nylon mit Saum, kleine Verpackung
- Taco universal de nylon con collarín, en caja
- Универсальный нейлоновый дюбель с бортом, в коробке



Item code	Anchor size Ø x L (mm)	Screw size Øs x Ls (mm)	Pcs. per blister	Blister per carton
BLS DR 01 06 040	6 x 40	3,5 x 50	10+10	20
BLS DR 01 08 050	8 x 50	4,5 x 60	8+8	20
BLS DR 01 10 060	10 x 60	6 x 80	4+4	20



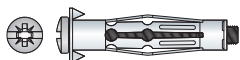
## BLS HP

More info at page 263

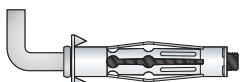
Minimum order quantity: 1 carton

### Hollow wall anchor, zinc plated

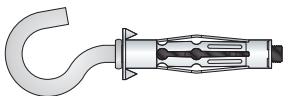
- Cheville à douille zinguée pour murs vides, zinguée
- Hülsenanker für leere Wände, verzinkt
- Anclaje para fijación en materiales huecos, de acero cincado
- Оцинкованный дюбель для пустотелых конструкций



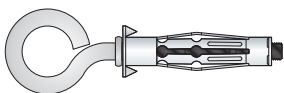
Item code	Anchor length size (mm)	Screw size M x Ls (mm)	Pcs. per blister	Blister per carton
<b>With pan head screw</b>				
<b>New Size</b> BLS HP 01 04 039	39,5	M4 x 47	4	20
BLS HP 01 05 037	37	M5 x 45	4	20
BLS HP 01 05 053	53	M5 x 60	4	20
<b>New Size</b> BLS HP 01 06 053	53	M6 x 60	4	20



Item code	Anchor length size (mm)	Screw size M x Ls (mm)	Pcs. per blister	Blister per carton
<b>With short "L" screw</b>				
BLS HP 03 05 037	37	M5 x 45	4	10



Item code	Anchor length size (mm)	Screw size M x Ls (mm)	Pcs. per blister	Blister per carton
<b>With hook screw</b>				
BLS HP 04 05 037	37	M5 x 45	4	10



Item code	Anchor length size (mm)	Screw size M x Ls (mm)	Pcs. per blister	Blister per carton
<b>With eye screw</b>				
BLS HP 05 05 037	37	M5 x 45	4	10







## BLS HE

*More info at page 266*

Minimum order quantity: 1 carton

**Zinc alloy self drilling speed drive anchor, to be used on drywall**

- Cheville à percer en alliage de zinc pour fixation rapide sur carton-plâtre
- Selbstbohrender Dübel aus Zinklegierung, für schnelle Befestigung an Gipskarton
- Taco helicoidal autotaladrante de aliación de cinc, para cartón yeso
- Самосверлящий дюбель из сплава цинка для гипсокартонных стен



Item code	Anchor size Ø x L (mm)	Pcs. per blister	Blister per carton
<b>BLS HE 00 13 034</b>	13 x 34	10	20
<b>BLS HE 00 15 029</b>	15 x 29	10	20



Item code	Anchor size Ø x L (mm)	Screw size Øs x Ls (mm)	Pcs. per blister	Blister per carton
<b>With pan head screw</b>				
<b>BLS HE 01 13 034</b>	13 x 34	4,5 x 50	5+5	20
<b>BLS HE 01 15 029</b>	15 x 29	5 x 40	5+5	20



## BLS HF

*More info at page 267*

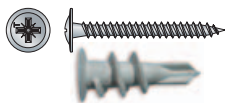
Minimum order quantity: 1 carton

**Nylon self drilling speed drive anchor, to be used on drywall**

- Cheville à percer en nylon pour fixation rapide sur carton-plâtre
- Selbstbohrender Dübel aus Nylon, für schnelle Befestigung an Gipskarton
- Taco helicoidal autotaladrante de nylon, para cartón yeso
- Самосверлящий дюбель из нейлона для гипсокартонных стен



Item code	Anchor size Ø x Lt (mm)	Pcs. per blister	Blister per carton
<b>BLS HF 00 15 032</b>	15 x 32	10	20



Item code	Anchor size Ø x Lt (mm)	Screw size Ø x Lv (mm)	Pcs. per blister	Blister per carton
<b>With pan head screw</b>				
<b>BLS HF 01 15 032</b>	15 x 32	4,5 x 35	5+5	20



## BLS YZ 61

*More info at page 268*

Minimum order quantity: 1 carton

**Multi-expansion mushroom head nylon anchor with zinc plated flat countersunk head nail screw**

- Cheville en nylon multi-expansion à collerette bombée gris (RAL 7035), avec vis à clou tête fraisée plate zinguée
- Grauer (RAL 7035) Rundkopf- Nylondübel mit verzinkter Senkkopf-Nagelschraube
- Taco clavo multiexpansión de nylon con collarín abombado, color gris (RAL 7035), montado con tornillo con cabeza avellanada abombada de acero cincado
- Многораспорный нейлоновый дюбель-гвоздь серого цвета (RAL 7035), в комплекте с оцинкованным шурупом с полупотайной головкой



Item code	Anchor size Ø x L (mm)	Pcs. per blister	Blister per carton
<b>Ø 5 / Pz 2</b>			
<b>BLS YZ 61 05 030</b>	5 x 30	15	30
<b>Ø 6 / Pz 2</b>			
<b>BLS YZ 61 06 035</b>	6 x 35	15	30
<b>BLS YZ 61 06 040</b>	6 x 40	15	30
<b>BLS YZ 61 06 060</b>	6 x 60	15	30




## BLS LC 01

*More info at page 271*

Minimum order quantity: 1 carton

**Modified truss head cross type H recess twinfast screw, sharp point, hardened, zinc plated**

- Vis autotaraudeuse tête cylindrique avec rondelle intégrée, empreinte cruciformes type H, pointe coupante, en acier cémenté, zinguée
- Zylinderkopf- Blechschraube mit Unterlegscheibe Kreuzschlitz H, mit scharfer Spitze, einsatzgehärtet, verzinkt
- Tornillo autorroscante doble rosca con broca afilada, cabeza cilíndrica cruz tipo H con arandela estampada, acero cementado, cincado
- Оцинкованный шуруп-саморез с двойной резьбой из закаленной стали с крестообразным шлицем типа H



Item code	Size Ø x L (mm)	Pcs. per blister	Blister per carton
<b>BLS LC 01 42 013</b>	4,2 x 13	50	30


**KIT inBLISTER**

Also available in Kit with metal display stand, see page 524



## BLS BP

More info at page 270

Minimum order quantity: 1 carton

✦ Drywall screw bugle head, hardened, black phosphated, 1 bit free per box

- 🇫🇷 Vis tête trompette pour carton-plâtre, en acier cémenté, phosphatée noire; un embout gratuit dans chaque boîte
- 🇩🇪 Phosphatierte schwarze Trompetenkopfschraube für Gipskarton, einsatzgehärtet; zu jeder Verpackung ein Bit kostenlos
- 🇪🇸 Tornillo para cartón-yeso, cabeza trompeta, acero cementado, fosfatado negro; una punta de atornillar en cada caja
- 🇷🇺 Фосфатированный шуруп-саморез для гипсокартонных стен, головка в виде горна с плоским верхом. В каждой коробке - один бит в подарок



Item code	Size	Ø x L (mm)	Pcs. per blister	Blister per carton
Ø 3,5 / Ph 2				
CE 🔥 BLS BP 01 03 025		3,5 x 25 / 20	100	30
CE 🔥 BLS BP 01 03 035		3,5 x 35 / 30	50	30
CE 🔥 BLS BP 01 03 045		3,5 x 45 / 40	30	30
CE 🔥 BLS BP 01 03 055		3,5 x 55 / 50	30	30



## BLS DU

More info at page 271

Minimum order quantity: 1 carton

✦ Drywall self drilling screw bugle head, hardened, black phosphated, 1 bit free per box

- 🇫🇷 Vis autoperceuse tête trompette, pour carton-plâtre, en acier cémenté, phosphatée noire; un embout gratuit dans chaque boîte
- 🇩🇪 Phosphatierte schwarze Bohrschraube mit Trompetekopf einsatzgehärtet; zu jeder Verpackung ein Bit kostenlos
- 🇪🇸 Tornillo autotaladrante para cartón-yeso, cabeza trompeta, acero cementado, fosfatado negro; una punta de atornillar en cada caja
- 🇷🇺 Фосфатированный самосверлящий шуруп из закаленной стали для гипсокартонных стен, головка в виде горна с плоским верхом. В каждой коробке - один бит в подарок



Item code	Size	Ø x L (mm)	Pcs. per blister	Blister per carton
Ø 3,5 / Ph 2				
CE 🔥 BLS DU 01 03 025		3,5 x 25	50	30
CE 🔥 BLS DU 01 03 035		3,5 x 35	30	30
CE 🔥 BLS DU 01 03 045		3,5 x 45	30	30
CE 🔥 BLS DU 01 03 055		3,5 x 55	30	30



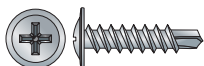
## BLS CI

More info at page 273

Minimum order quantity: 1 carton

✦ Modified truss head cross type H recess self drilling screw, hardened, zinc plated

- 🇫🇷 Vis autoperceuse tête cylindrique avec rondelle intégrée, empreinte cruciformes type H, en acier cémenté zinguée
- 🇩🇪 Zylinderkopf-Bohrschraube mit Unterlegscheibe, Kreuzschlitz H, einsatzgehärtet verzinkt
- 🇪🇸 Tornillo autotaladrante, cabeza cilíndrica cruz tipo H con arandela estampada, acero cementado cincado
- 🇷🇺 Самосверлящий шуруп из закаленной стали с полукруглой головкой с пресс-шайбой с крестообразным шлицем типа H оцинкованный



Item code	Size	Ø x L (mm)	Pcs. per blister	Blister per carton
Ø 4,2 / Ph 2				
CE 🔥 BLS CI 01 42 013		4,2 x 13	50	30
CE 🔥 BLS CI 01 42 016		4,2 x 16	50	30
CE 🔥 BLS CI 01 42 019		4,2 x 19	50	30
CE 🔥 BLS CI 01 42 025		4,2 x 25	50	30
Ø 4,8 / Ph 2				
CE 🔥 BLS CI 01 48 016		4,8 x 16	25	30
CE 🔥 BLS CI 01 48 022		4,8 x 22	25	30
CE 🔥 BLS CI 01 48 025		4,8 x 25	25	30
CE 🔥 BLS CI 01 48 032		4,8 x 32	25	30



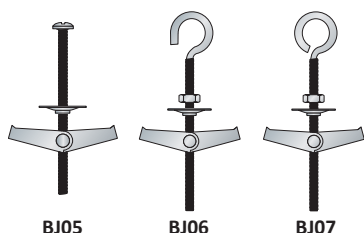
## BLS BJ

More info at page 274

Minimum order quantity: 1 carton

✦ Steel toggle anchor (Ø 14 mm) with spring, zinc plated

- 🇫🇷 Cheville à ressort (Ø 14 mm) en acier zingué
- 🇩🇪 Verzinkter Federklappdübel (Ø 14 mm)
- 🇪🇸 Palomilla (Ø 14 mm), de acero cincado
- 🇷🇺 Стальной оцинкованный пружинный анкер типа "зонтик" (Ø 14 mm)



BJ05

BJ06

BJ07

Item code	Screw Size	M x L (mm)	Pezzi in blister	Blister imballo
with combi oval countersunk head screw and washer				
BLS BJ 05 04 080		M4 x 80	2	20
with hook screw				
BLS BJ 06 04 070		M4 x 70	2	20
with eye screw				
New Size BLS BJ 07 04 070		M4 x 70	2	20





## BLS TT 02

More info at page 280

Minimum order quantity: 1 carton

- ✳ Flat CSK head with ribs 6-lobe recess chipboard screw with reamer and special patented thread, GOLD yellow ZP (CrVI free) and waxed
- 🇫🇷 Vis tête fraisée plate à six lobes, pour panneaux de particules, avec nervures et alésoir, filetage breveté, zingué jaune or (sans CrVI)
- 🇩🇪 Senkkopf- Spanplattenschraube, Innensechsrund, mit Fräsrippen und Reibahle, Gewinde patentiert, GOLD gelb ZP (CrVI frei) verzinkt und gewachst
- 🇪🇸 Tornillo para aglomerado, cabeza avellanada 6 lóbulos internos con estrías avellanadoras, con fresa y especial rosca patentada, bicromatado (efecto dorado – libre de CrVI) y encerado
- 🇷🇺 Запатентованный оцинкованный шуруп по дереву золотого цвета (GOLD без содержания Cr6) с плоской потайной головкой с шестигранным шлицем, со спиральной накаткой на стержне и специальным восковым покрытием



Item code	Screw size Ø x L / L <sub>1</sub> (mm)	Pcs. per blister	Blister per carton
CE 🔥 BLS TT 02 08 080	8 x 80 / 50	10	10
CE 🔥 BLS TT 02 08 100	8 x 100 / 60	10	10
CE 🔥 BLS TT 02 08 120	8 x 120 / 60	10	10



## BLS FT 01

**INOX WAVE**  
Stainless Steel

More info at page 302

Minimum order quantity: 1 carton

- 🇬🇧 (AISI 304) A2 stainless steel Flat CSK head cross type Z recess chipboard screw, passivated and waxed
- 🇫🇷 Vis acier inox A2 (AISI 304) à tête fraisée plate avec nervures pour panneaux de particules, empreinte cruciforme Type Z, avec filetage breveté, en acier cémenté, cirée
- 🇩🇪 Edelstahl A2 (AISI 304) Senkkopf-Spanplattenschraube mit Fräsrippen, Kreuzschlitz Z, Gewinde patentiert, mit Wachs
- 🇪🇸 Tornillo para aglomerado, cabeza avellanada cruz tipo Z, de acero inoxidable A2 (AISI 304), pasivado y encerado
- 🇷🇺 Шуруп по дереву из нержавеющей стали A2 (AISI 304) с плоской потайной головкой с насечками с крестообразным шлицем типа Z, со специальным восковым покрытием



Item code	Screw size Ø x L (mm)	Pcs. per blister	Blister per carton
Ø 3 / Pz 1			
CE 🔥 BLS FT 01 30 020	3 x 20	50	30
CE 🔥 BLS FT 01 30 030	3 x 30	50	30
Ø 3,5 / Pz 2			
CE 🔥 BLS FT 01 35 040	3,5 x 40	50	30
CE 🔥 BLS FT 01 35 050	3,5 x 50	50	30
Ø 4 / Pz 2			
CE 🔥 BLS FT 01 40 040	4 x 40	25	30
CE 🔥 BLS FT 01 40 050	4 x 50	25	30
CE 🔥 BLS FT 01 40 060	4 x 60	25	30
Ø 4,5 / Pz 2			
CE 🔥 BLS FT 01 45 040	4,5 x 40	25	30
CE 🔥 BLS FT 01 45 050	4,5 x 50	25	30
CE 🔥 BLS FT 01 45 060	4,5 x 60	25	30
Ø 5 / Pz 2			
CE 🔥 BLS FT 01 50 040	5 x 40	25	30
CE 🔥 BLS FT 01 50 050	5 x 50	25	30
CE 🔥 BLS FT 01 50 060	5 x 60	25	30
CE 🔥 BLS FT 01 50 070	5 x 70	25	30
Ø 6 / Pz 3			
CE 🔥 BLS FT 01 60 050	6 x 50	25	30
CE 🔥 BLS FT 01 60 060	6 x 60	25	30
CE 🔥 BLS FT 01 60 070	6 x 70	25	30



**KIT inBLISTER**  
Also available in Kit with metal display stand, see page 524



**BLS FJ 01** **INOX WAVE**  
Stainless Steel

More info at page 303

Minimum order quantity: 1 carton

🇬🇧 (AISI 304) A2 stainless steel Flat CSK head 6-lobe recess chipboard screw, passivated and waxed

🇫🇷 Vis acier inox A2 (AISI 304) à tête fraisée plate avec nervures pour panneaux de particules, empreinte à six lobes X, avec filetage breveté, en acier cimenté, cirée

🇩🇪 Edelstahl A2 (AISI 304) Senkkopf-Spanplattenschraube mit Fräsrippen, Innensechsrund, Gewinde patentiert, mit Wachs

🇪🇸 Tornillo para aglomerado, cabeza avellanada 6 lóbulos internos, con fresa y especial rosca patentada, de acero inoxidable A2 (AISI 304), pasivado y encerado

🇷🇺 Запатентованный шуруп по дереву из нержавеющей стали A2 (AISI 304) с плоской потайной головкой с шестигранным шлицем, со спиральной накаткой на стержне и специальным восковым покрытием



\* With reamer starting from 50 mm length



Item code	Screw size Ø x L / L <sub>1</sub> (mm)	Pcs. per blister	Blister per carton
<b>Ø 3 / T 10</b>			
CE 🔥 BLS FJ 01 30 020	3 x 20	50	30
CE 🔥 BLS FJ 01 30 030	3 x 30 / 18	50	30
<b>Ø 3,5 / T 15</b>			
CE 🔥 BLS FJ 01 35 040	3,5 x 40 / 25	50	30
CE 🔥 BLS FJ 01 35 050	3,5 x 50 / 30	50	30
<b>Ø 4 / T 20</b>			
CE 🔥 BLS FJ 01 40 040	4 x 40 / 25	25	30
CE 🔥 BLS FJ 01 40 050	4 x 50 / 30	25	30
CE 🔥 BLS FJ 01 40 060	4 x 60 / 35	25	30
<b>Ø 4,5 / T 20</b>			
CE 🔥 BLS FJ 01 45 040	4,5 x 40 / 25	25	30
CE 🔥 BLS FJ 01 45 050	4,5 x 50 / 30	25	30
CE 🔥 BLS FJ 01 45 060	4,5 x 60 / 35	25	30
<b>Ø 5 / T 25</b>			
CE 🔥 BLS FJ 01 50 040	5 x 40 / 25	25	30
CE 🔥 BLS FJ 01 50 050	5 x 50 / 30	25	30
CE 🔥 BLS FJ 01 50 060	5 x 60 / 35	25	30
CE 🔥 BLS FJ 01 50 070	5 x 70 / 45	25	30
<b>Ø 6 / T 30</b>			
CE 🔥 BLS FJ 01 60 050	6 x 50 / 30	25	30
CE 🔥 BLS FJ 01 60 060	6 x 60 / 35	25	30
CE 🔥 BLS FJ 01 60 070	6 x 70 / 45	25	30



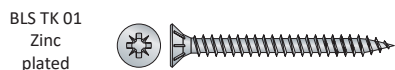


# BLS TK More info at page 285

Minimum order quantity: 1 carton

✳ Flat CSK head with ribs cross type Z recess chipboard screw with special patented thread

- 🇮🇹 Vis à tête fraisée plate avec nervures pour panneaux de particules, empreinte cruciforme Type Z, avec filetage breveté
- 🇩🇪 Senkkopf- Spanplattenschraube mit Fräsrippen, Kreuzschlitz Z, Gewinde patentiert
- 🇪🇸 Tornillo para aglomerado, cabeza avellanada cruz tipo Z con estrías avellanadoras, especial rosca patentada
- 🇷🇺 Запатентованный оцинкованный шуруп по дереву с плоской потайной головкой с шестигранным шлицем, со спиральной накаткой на стержне и специальным восковым покрытием



xx*	Finishing	
01	Zinc plated	
02	GOLD yellow ZP (CrVI free)	
04	Bronze plated	



Item code	Screw size Ø x L / L <sub>1</sub> (mm)	Pcs. per blister	Blister per carton
<b>Ø 3 / Pz 1</b>			
CE 🔥 BLS TK xx* 30 016	3 x 16	50	30
CE 🔥 BLS TK xx* 30 020	3 x 20	50	30
CE 🔥 BLS TK xx* 30 025	3 x 25	50	30
CE 🔥 BLS TK xx* 30 030	3 x 30	50	30
CE 🔥 BLS TK xx* 30 035	3 x 35	50	30
<b>Ø 3,5 / Pz 2</b>			
CE 🔥 BLS TK xx* 35 016	3,5 x 16	50	30
CE 🔥 BLS TK xx* 35 018	3,5 x 18	50	30
CE 🔥 BLS TK xx* 35 020	3,5 x 20	50	30
CE 🔥 BLS TK xx* 35 025	3,5 x 25	50	30
CE 🔥 BLS TK xx* 35 030	3,5 x 30	50	30
CE 🔥 BLS TK xx* 35 035	3,5 x 35	50	30
CE 🔥 BLS TK xx* 35 040	3,5 x 40	50	30
CE 🔥 BLS TK xx* 35 050	3,5 x 50	50	30
<b>Ø 4 / Pz 2</b>			
CE 🔥 BLS TK xx* 40 016	4 x 16	25	30
CE 🔥 BLS TK xx* 40 020	4 x 20	25	30
CE 🔥 BLS TK xx* 40 025	4 x 25	25	30
CE 🔥 BLS TK xx* 40 030	4 x 30	25	30
CE 🔥 BLS TK xx* 40 035	4 x 35	25	30
CE 🔥 BLS TK xx* 40 040	4 x 40	25	30
CE 🔥 BLS TK xx* 40 045	4 x 45	25	30
CE 🔥 BLS TK xx* 40 050	4 x 50	25	30
CE 🔥 BLS TK xx* 40 060	4 x 60	25	30
CE 🔥 BLS TK xx* 40 070	4 x 70 / 60	25	30
<b>Ø 4,5 / Pz 2</b>			
CE 🔥 BLS TK xx* 45 030	4,5 x 30	25	30
CE 🔥 BLS TK xx* 45 035	4,5 x 35	25	30
CE 🔥 BLS TK xx* 45 040	4,5 x 40	25	30
CE 🔥 BLS TK xx* 45 045	4,5 x 45	25	30
CE 🔥 BLS TK xx* 45 050	4,5 x 50	25	30
CE 🔥 BLS TK xx* 45 060	4,5 x 60	25	30
CE 🔥 BLS TK xx* 45 080	4,5 x 80 / 60	25	30
<b>Ø 5 / Pz 2</b>			
CE 🔥 BLS TK xx* 50 030	5 x 30	25	30
CE 🔥 BLS TK xx* 50 040	5 x 40	25	30
CE 🔥 BLS TK xx* 50 050	5 x 50	25	30
CE 🔥 BLS TK xx* 50 060	5 x 60	25	30
CE 🔥 BLS TK xx* 50 070	5 x 70 / 60	25	30
CE 🔥 BLS TK xx* 50 080	5 x 80 / 60	25	30
<b>Ø 6 / Pz 3</b>			
CE 🔥 BLS TK xx* 60 040	6 x 40	25	30
CE 🔥 BLS TK xx* 60 050	6 x 50	25	30
CE 🔥 BLS TK xx* 60 060	6 x 60	25	30
CE 🔥 BLS TK xx* 60 080	6 x 80 / 60	25	30
CE 🔥 BLS TK xx* 60 100	6 x 100 / 60	15	30
⚠ CE 🔥 BLS TK xx* 60 120	6 x 120 / 70	15	30

⚠ Ø6 x 120: TK01 and TK04 only



**KIT inBLISTER**  
Also available in Kit with metal display stand, see page 524



## BLS TJ 02

More info at page 296

Minimum order quantity: 1 carton

✳ Flat CSK head with ribs 6-lobe recess chipboard screw with reamer and special patented thread, GOLD yellow ZP (CrVI free) and waxed, 1 bit free per box

🇮🇹 Vis à tête fraisée plate avec nervures pour panneaux de particules, empreinte six lobes X, avec filetage breveté, en acier cémenté, zingué jaune or (sans CrVI) et cirée; un embout gratuit dans chaque boîte

🇩🇪 Senkkopf- Spanplattenschraube mit Fräsrippen, Innensechsrund, Gewinde patentiert, GOLD gelb ZP (CrVI frei) verzinkt und gewachst, in jeder Verpackung ein Bit kostenlos

🇪🇸 Tornillo para aglomerado, cabeza avellanada 6 lóbulos internos con estrías avellanadoras, con fresa y especial rosca patentada, bicromatado (efecto dorado – libre de CrVI) y encerado, una punta de atornillar en cada caja

🇷🇺 Запатентованный оцинкованный шуруп по дереву золотого цвета (GOLD без содержания Cr6) с плоской потайной головкой шестигранным шлицем, со спиральной накаткой на стержне и специальным восковым покрытием. В каждой коробке – один бит в подарок



\* With reamer starting from 50 mm length (Ø 4 mm)



Item code	Screw size Ø x L / L <sub>1</sub> (mm)	Pcs. per blister	Blister per carton
<b>Ø 3 / T 10</b>			
CE 🔥 BLS TJ 02 30 016	3 x 16	50	30
CE 🔥 BLS TJ 02 30 020	3 x 20	50	30
CE 🔥 BLS TJ 02 30 025	3 x 25 / 18	50	30
CE 🔥 BLS TJ 02 30 030	3 x 30 / 18	50	30
CE 🔥 BLS TJ 02 30 035	3 x 35 / 21	50	30
<b>Ø 3,5 / T 15</b>			
CE 🔥 BLS TJ 02 35 016	3,5 x 16	50	30
CE 🔥 BLS TJ 02 35 018	3,5 x 18	50	30
CE 🔥 BLS TJ 02 35 020	3,5 x 20	50	30
CE 🔥 BLS TJ 02 35 025	3,5 x 25 / 18	50	30
CE 🔥 BLS TJ 02 35 030	3,5 x 30 / 18	50	30
CE 🔥 BLS TJ 02 35 035	3,5 x 35 / 21	50	30
CE 🔥 BLS TJ 02 35 040	3,5 x 40 / 25	50	30
CE 🔥 BLS TJ 02 35 050	3,5 x 50 / 30	50	30
<b>Ø 4 / T 20</b>			
CE 🔥 BLS TJ 02 40 016	4 x 16	25	30
CE 🔥 BLS TJ 02 40 020	4 x 20	25	30
CE 🔥 BLS TJ 02 40 025	4 x 25 / 18	25	30
CE 🔥 BLS TJ 02 40 030	4 x 30 / 18	25	30
CE 🔥 BLS TJ 02 40 035	4 x 35 / 21	25	30
CE 🔥 BLS TJ 02 40 040	4 x 40 / 25	25	30
CE 🔥 BLS TJ 02 40 045	4 x 45 / 28	25	30
CE 🔥 BLS TJ 02 40 050	4 x 50 / 30	25	30
CE 🔥 BLS TJ 02 40 060	4 x 60 / 35	25	30
<b>Ø 4,5 - T 20</b>			
CE 🔥 BLS TJ 02 45 030	4,5 x 30 / 18	25	30
CE 🔥 BLS TJ 02 45 035	4,5 x 35 / 21	25	30
CE 🔥 BLS TJ 02 45 040	4,5 x 40 / 25	25	30
CE 🔥 BLS TJ 02 45 045	4,5 x 45 / 28	25	30
CE 🔥 BLS TJ 02 45 050	4,5 x 50 / 30	25	30
CE 🔥 BLS TJ 02 45 060	4,5 x 60 / 35	25	30
CE 🔥 BLS TJ 02 45 070	4,5 x 70 / 45	25	30
CE 🔥 BLS TJ 02 45 080	4,5 x 80 / 48	25	30
<b>Ø 5 / T 25</b>			
CE 🔥 BLS TJ 02 50 040	5 x 40 / 25	25	30
CE 🔥 BLS TJ 02 50 050	5 x 50 / 30	25	30
CE 🔥 BLS TJ 02 50 060	5 x 60 / 35	25	30
CE 🔥 BLS TJ 02 50 070	5 x 70 / 45	25	30
CE 🔥 BLS TJ 02 50 080	5 x 80 / 48	25	30
CE 🔥 BLS TJ 02 50 090	5 x 90 / 48	25	30
CE 🔥 BLS TJ 02 50 100	5 x 100 / 60	25	30
CE 🔥 BLS TJ 02 50 120	5 x 120 / 70	15	30
<b>Ø 6 / T 30</b>			
CE 🔥 BLS TJ 02 60 050	6 x 50 / 30	25	30
CE 🔥 BLS TJ 02 60 060	6 x 60 / 35	25	30
CE 🔥 BLS TJ 02 60 070	6 x 70 / 45	25	30
CE 🔥 BLS TJ 02 60 080	6 x 80 / 48	25	30
CE 🔥 BLS TJ 02 60 100	6 x 100 / 60	15	30
CE 🔥 BLS TJ 02 60 120	6 x 120 / 70	15	30





## BLS XP NEW inBlister More info at page 305

Minimum order quantity: 1 carton

✳️ **Reduced flat CSK head with ribs 6-lobe recess chipboard screw with reduced self drilling point and with reamer**

- 🇮🇹 Vis tête fraisée plate réduite pour panneaux de particules avec aesoier, empreinte 6 lobes, pointe auto-perceuse réduite, en acier cementé, zingué blanc et ciré
- 🇩🇪 Spanplatten Schraube mit Fräsrippen und reduziertem CSK Senkkopf, Innensechsrund, mit reduziertem Selbstbohrpunkt, passiviert, mit Wachs
- 🇪🇸 Tornillo para aglomerado con broca reducida y fresa, cabeza avellanada reducida con 6 lóbulos internos y estrías avellanadoras, acero cementado
- 🇷🇺 Винт с уменьшенной потайной головкой для ДСП с расширителем, с шестигранным шлицем, уменьшенный наконечник для самосверления, из закаленной стали, воском покрытием

BLS XP 01  
Zinc  
plated



BLS TK 02  
GOLD Yellow  
Zinc plated



BLS XP 04  
Bronze  
plated



Item code	Screw size Ø x L (mm)	Pcs. per blister	Blister per carton
<b>Ø 3,2 / T 10</b>			
CE 🔥 BLS XP xx* 32 025	3,2 x 25	25	30
CE 🔥 BLS XP xx* 32 030	3,2 x 30	25	30
CE 🔥 BLS XP xx* 32 035	3,2 x 35	25	30
CE 🔥 BLS XP xx* 32 040	3,2 x 40	25	30
CE 🔥 BLS XP xx* 32 050	3,2 x 50	25	30
<b>Ø 4 / T 15</b>			
CE 🔥 BLS XP xx* 40 050	4 x 50	25	30

xx*	Finishing	
01	Zinc plated	
02	GOLD yellow ZP (CrVI free)	
04	Bronze plated	

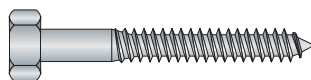


## BLS BA 01 More info at page 312

Minimum order quantity: 1 carton

🇬🇧 **DIN 571 - Hexagonal head wood screw, zinc plated**

- 🇮🇹 DIN 571- Vis à bois tête hexagonale, zinguée
- 🇩🇪 DIN 571- Sechskant-Holzschraube, verzinkt
- 🇪🇸 DIN 571- Tornillo para madera, cabeza hexagonal, de acero cincado
- 🇷🇺 DIN 571- Оцинкованный шуруп с шестигранной головкой



Item code	Size Ø x L (mm)	Pcs. per blister	Blister per carton
<b>Ø 6 / SW: 10</b>			
CE 🔥 BLS BA 01 06 040	6 x 40	15	30
CE 🔥 BLS BA 01 06 050	6 x 50	15	30
CE 🔥 BLS BA 01 06 060	6 x 60	15	30
CE 🔥 BLS BA 01 06 070	6 x 70	10	30
CE 🔥 BLS BA 01 06 080	6 x 80	10	30
<b>Ø 8 / SW: 13</b>			
CE 🔥 BLS BA 01 08 050	8 x 50	10	30
CE 🔥 BLS BA 01 08 060	8 x 60	10	30
CE 🔥 BLS BA 01 08 070	8 x 70	5	30
CE 🔥 BLS BA 01 08 080	8 x 80	5	30
<b>Ø 10 / SW: 17</b>			
CE 🔥 BLS BA 01 10 060	10 x 60	5	30
CE 🔥 BLS BA 01 10 070	10 x 70	5	30
CE 🔥 BLS BA 01 10 080	10 x 80	5	30



**KIT inBLISTER**  
Also available in Kit with  
metal display stand, see page 524

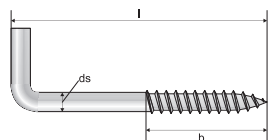


## BLS EA More info at page 319

Minimum order quantity: 1 carton

✚ "L" shaped wood screw (undersized body)

- 🇫🇷 Vis crochet droit à bois
- 🇩🇪 Holzschraube mit Haken
- 🇪🇸 Alcayata con rosca para madera
- 🇷🇺 костыль-шуруп



Item code	Size number	Wire Ø ds	Length l	Thread length b	Pcs. per blister	Blister per carton
<b>Zinc plated</b>						
BLS EA 01 17 030	17 x 30	2,5	20	10	15	30
BLS EA 01 17 035	17 x 35	2,5	20	10	15	30
BLS EA 01 18 040	18 x 40	3	30	10	15	30
BLS EA 01 18 045	18 x 45	3	35	15	10	30
BLS EA 01 19 050	19 x 50	3,5	35	15	10	30
BLS EA 01 19 060	19 x 60	3,5	45	18	10	30
BLS EA 01 20 060	20 x 60	4	45	18	10	30
BLS EA 01 20 070	20 x 70	4	55	21	10	30
BLS EA 01 21 070	21 x 70	4,5	55	21	10	30
BLS EA 01 21 080	21 x 80	4,5	60	21	10	30
<b>A2 (AISI 304) stainless steel</b>						
<b>New Size</b> BLS EA 51 17 040	17 x 40	2,5	30	10	8	30
<b>New Size</b> BLS EA 51 18 050	18 x 50	3	40	10	4	30
<b>New Size</b> BLS EA 51 19 060	19 x 60	3,5	45	12	4	30

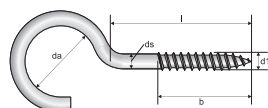


## BLS FU NEW inBlister More info at page 319

Minimum order quantity: 1 carton

✚ Hook wood screw (undersized body)

- 🇫🇷 Vis crochet rond à bois
- 🇩🇪 Holzschraube mit Rundhaken
- 🇪🇸 Hembrilla abierta con rosca para madera
- 🇷🇺 полукольцо-шуруп



Item code	Size number	Wire Ø ds	Length l	Thread length b	Pcs. per blister	Blister per carton
<b>Zinc plated</b>						
BLS FU 01 19 080	19 x 80	3,5	30	15	10	30
BLS FU 01 21 100	21 x 100	4,5	40	24	10	30
<b>A2 (AISI 304) stainless steel</b>						
<b>New Size</b> BLS FU 51 18 050	18 x 50	3	20	10	8	30
<b>New Size</b> BLS FU 51 19 060	19 x 60	3,5	20	12	4	30
<b>New Size</b> BLS FU 51 20 070	20 x 70	4	25	15	4	30

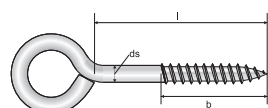


## BLS GG More info at page 320

Minimum order quantity: 1 carton

✚ Eye wood screw (undersized body)

- 🇫🇷 Vis oeillet à bois
- 🇩🇪 Holzschraube mit Auge
- 🇪🇸 Hembrilla cerrada con rosca para madera
- 🇷🇺 полукольцо-шуруп



Item code	Size number	Ø wire ds	Length l	Thread length b	Pcs. per blister	Blister per carton
<b>Zinc plated</b>						
BLS GG 01 18 040	18 x 40	3	16	10	10	30
BLS GG 01 18 060	18 x 60	3	25	15	10	30
BLS GG 01 19 050	19 x 50	3,5	20	12	10	30
BLS GG 01 19 060	19 x 60	3,5	25	15	10	30
BLS GG 01 20 070	20 x 70	4	25	15	10	30
BLS GG 01 20 080	20 x 80	4	30	18	10	30
BLS GG 01 21 070	21 x 70	4,5	25	18	10	30
BLS GG 01 21 080	21 x 80	4,5	30	18	10	30
<b>A2 (AISI 304) stainless steel</b>						
<b>New Size</b> BLS GG 51 17 040	17 x 40	2,5	16	10	8	30
<b>New Size</b> BLS GG 51 18 050	18 x 50	3	20	10	4	30
<b>New Size</b> BLS GG 51 20 070	20 x 70	4	25	15	4	30
<b>New Size</b> BLS GG 51 21 080	21 x 80	4,5	30	18	4	30







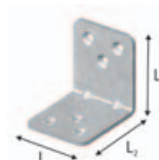
## BLS MN NEW inBlister

More info at page 334

Minimum order quantity: 1 carton

✦ Pre-galvanized steel heavy angled bracket with ribs, with 6 countersunk holes

- 🇫🇷 Equerre lourde nervurée, prézinguée, avec 6 trous fraisés
- 🇩🇪 Vorverzinkter Schwer- Lochplattenwinkel mit Rippen, mit 6 Senklöcher
- 🇪🇸 Escuadra pesada reforzada con nervaduras, de acero pregalvanizado, con 6 agujeros avellanados
- 🇷🇺 Крепежный усиленный уголок, оцинкованный, с 6 плоскими отверстиями



Item code	Size $L_1 \times L_2 \times L$ (mm)	Thickness (mm)	Holes diameter (mm)	Pcs. per blister	Blister per carton
BLS MN 02 04 825	48 x 48 x 40	2,5	4	4	20




## BLS MS NEW inBlister

More info at page 335

Minimum order quantity: 1 carton

✦ Pre-galvanized steel rectangular heavy plate, with 6 countersunk holes

- 🇫🇷 Plaque rectangulaire lourde, prézinguée, avec 6 trous fraisés
- 🇩🇪 Vorverzinkte Schwer- Rechteckige Lochplatte, mit 6 Senklöcher
- 🇪🇸 Pletina rectangular pesada, de acero pregalvanizado, con 6 agujeros avellanados
- 🇷🇺 Крепежная усиленная пластина, оцинкованная, с 6 плоскими отверстиями



Item code	Size $L \times L_1$ (mm)	Thickness (mm)	Holes diameter (mm)	Pcs. per blister	Blister per carton
BLS MS 02 09 025	40 x 90	2,5	4	4	20




## BLS MU NEW inBlister

More info at page 336

Minimum order quantity: 1 carton

✦ Pre-galvanized steel rectangular heavy plate with 6 countersunk rounded holes

- 🇫🇷 Plaque rectangulaire lourde, prézinguée, avec 6 trous fraisés ronds
- 🇩🇪 Vorverzinkte Schwer- Rechteckige Lochplatte mit 6 Rund- Senklöcher
- 🇪🇸 Pletina rectangular pesada con 6 agujeros avellanados redondeados, de acero pregalvanizado
- 🇷🇺 Крепежная усиленная пластина с 6 плоскими скругленными отверстиями, оцинкованная



Item code	Size $L \times L_1$ (mm)	Thickness (mm)	Holes diameter (mm)	Pcs. per blister	Blister per carton
BLS MU 02 07 010	35 x 70	1	4	4	20



## BLS NN NEW inBlister

More info at page 335

Minimum order quantity: 1 carton

✦ Steel heavy angled bracket with ribs, with 2 small countersunk holes on the long side and 1 small hole in the middle of the short side

- 🇫🇷 Equerre lourde nervurée
- 🇩🇪 Vorverzinkter Schwer- Lochplattenwinkel mit Rippen
- 🇪🇸 Escuadra pesada reforzada con nervaduras
- 🇷🇺 Оцинкованный Кронштейн "L" усиленный с ребрами



BLS NN 01  
Zinc  
Plated



BLS NN 05  
Brass



BLS NN 06  
Nickel



BLS NN 07  
Antique  
brass

Item code	Size $L_1 \times L_2 \times L$ (mm)	Thickness (mm)	Holes diameter (mm)	Pcs. per blister	Blister per carton
BLS NN 01 00 020	22 x 28 x 21	2	4,5 - 6	4	20
BLS NN 05 00 020	22 x 28 x 21	2	4,5 - 6	4	20
BLS NN 06 00 020	22 x 28 x 21	2	4,5 - 6	4	20
BLS NN 07 00 020	22 x 28 x 21	2	4,5 - 6	4	20



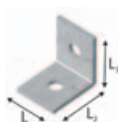


## BLS MW NEW inBlister *More info at page 336*

Minimum order quantity: 1 carton

✦ Pre-galvanized steel angled bracket with 2 countersunk holes

- 🇫🇷 Equerre prézinguée avec 2 trous fraisés
- 🇩🇪 Vorverzinkter Schwer- Lochplattenwinkel mit 2 Senklöcher
- 🇪🇸 Escuadra con 2 agujeros avellanados, de acero pregalvanizado
- 🇷🇺 Крепежный уголок с 2 плоскими отверстиями, оцинкованный



Item code	Size L <sub>1</sub> x L <sub>2</sub> x L (mm)	Thickness (mm)	Holes diameter (mm)	Pcs. per blister	Blister per carton
BLS MW 02 02 520	25 x 25 x 20	2	6,5	8	20




## BLS NA NEW inBlister *More info at page 337*

Minimum order quantity: 1 carton

✦ Pre-galvanized steel angled bracket with rib and countersunk holes

- 🇫🇷 Equerre lourde nervurée avec trous fraisés
- 🇩🇪 Vorverzinkter Schwer- Lochplattenwinkel mit Rippen und Senklöcher
- 🇪🇸 Escuadra reforzada con nervadura, con agujeros avellanados, de acero pregalvanizado
- 🇷🇺 Крепежный усиленный уголок с плоскими отверстиями, оцинкованный



Item code	Size L <sub>1</sub> x L <sub>2</sub> x L (mm)	Thickness (mm)	Holes diameter (mm)	Pcs. per blister	Blister per carton
BLS NA 02 02 020	20 x 20 x 15	2	4,5	4	20
BLS NA 02 03 020	30 x 30 x 15	2	4,5	4	20
BLS NA 02 04 020	40 x 40 x 15	2	4,5	4	20
BLS NA 02 05 020	50 x 50 x 15	2	4,5	4	20
BLS NA 02 06 020	60 x 60 x 15	2	4,5	4	20



## BLS NC NEW inBlister *More info at page 337*

Minimum order quantity: 1 carton

✦ Pre-galvanized steel rectangular plate with countersunk holes

- 🇫🇷 Plaque rectangulaire prézinguée, avec trous fraisés
- 🇩🇪 Vorverzinkt rechteckige Lochplatte mit Senklöcher
- 🇪🇸 Pletina rectangular con agujeros avellanados, de acero pregalvanizado
- 🇷🇺 Крепежная прямоугольная пластина с плоскими отверстиями, оцинкованная



Item code	Size L <sub>1</sub> x L (mm)	Thickness (mm)	Holes diameter (mm)	Pcs. per blister	Blister per carton
BLS NC 21 50 420	40 x 15	2	4,5	4	20
BLS NC 21 50 620	60 x 15	2	4,5	4	20
BLS NC 21 50 820	80 x 15	2	4,5	4	20
BLS NC 21 51 020	100 x 15	2	4,5	4	20
BLS NC 21 51 220	120 x 15	2	4,5	4	20
BLS NC 21 51 420	140 x 15	2	4,5	4	20
BLS NC 21 51 620	160 x 15	2	4,5	4	20




## BLS MZ NEW inBlister *More info at page 337*

Minimum order quantity: 1 carton

✦ Pre-galvanized steel plate with 4 csk holes and sharp edges

- 🇫🇷 Plaque carrée prézinguée avec 4 trous fraisés, pour le montage des meubles
- 🇩🇪 Vorverzinkt viereckige Lochplatte mit 4 Senklöcher, für die Möbelmontage
- 🇪🇸 Pletina cuadrada para ensamblaje de muebles, con 4 agujeros avellanados, de acero pregalvanizado
- 🇷🇺 Крепежная квадратная пластина для сборки мебели с 4 плоскими отверстиями, оцинкованная



Item code	Size L x L (mm)	Thickness (mm)	Holes diameter (mm)	Pcs. per blister	Blister per carton
BLS MZ 02 04 308	43 x 43	0,8	4,5	4	20





# BLS RA 00

*More info at page 349*

Minimum order quantity: 1 carton

✳ Aluminium alloy open end blind rivet, dome head, with zinc plated steel break pull mandrel

- 🇫🇷 Rivet aveugle à corps ouvert en aluminium, tête bombée, avec clou en acier zingué
- 🇩🇪 Blindniete Flachrundkopf aus Aluminium, mit Nagel aus verzinktem Stahl
- 🇪🇸 Remache de aluminio, cabeza alomada, con vástago de acero cincado
- 🇷🇺 Вытяжная заклепка из алюминия, с полукруглым/стандартным бортиком, стержень из оцинкованной стали

Aluminium alloy body - zinc plated steel mandrel



Item code	Size Ød x l (mm)	Thickness of fixture t <sub>fix</sub> min-max (mm)	Head diameter Ødk (mm)	Drill hole Ødh1 (mm)	Pcs. per blister	Blister per carton
<b>Ød: 3 mm</b>						
BLS RA 00 30 006	3,0 x 6	1,5 - 3,5	6	3,1	100	30
BLS RA 00 30 008	3,0 x 8	3,5 - 5			100	30
BLS RA 00 30 010	3,0 x 10	5 - 7			100	25
BLS RA 00 30 012	3,0 x 12	7 - 9			100	25
BLS RA 00 30 016	3,0 x 16	9 - 13			100	20
BLS RA 00 30 020	3,0 x 20	13 - 17			100	20
<b>Ød: 3,4 mm</b>						
⚠ BLS RA 00 34 006	3,4 x 6	1,5 - 3,5	6,5	3,5	100	30
⚠ BLS RA 00 34 008	3,4 x 8	3,5 - 5			100	25
⚠ BLS RA 00 34 010	3,4 x 10	5 - 7			100	25
⚠ BLS RA 00 34 012	3,4 x 12	7 - 9			100	20
⚠ BLS RA 00 34 016	3,4 x 16	9 - 13			100	20
⚠ BLS RA 00 34 020	3,4 x 20	13 - 17			100	15
<b>Ød: 4 mm</b>						
BLS RA 00 40 006	4 x 6	1 - 3	8	4,1	100	20
BLS RA 00 40 008	4 x 8	3 - 5			100	20
BLS RA 00 40 010	4 x 10	5 - 6,5			100	20
BLS RA 00 40 012	4 x 12	6,5 - 8,5			100	20
BLS RA 00 40 016	4 x 16	8,5 - 12,5			100	15
BLS RA 00 40 020	4 x 20	12,5 - 16,5			100	15
BLS RA 00 40 025	4 x 25	16,5 - 21	50	20		
<b>Ød: 4,8 mm</b>						
BLS RA 00 48 006	4,8 x 6	1,5 - 2,5	9,5	5	100	20
BLS RA 00 48 008	4,8 x 8	2,5 - 4			100	20
BLS RA 00 48 010	4,8 x 10	4 - 6			100	15
BLS RA 00 48 012	4,8 x 12	6 - 8			100	15
BLS RA 00 48 016	4,8 x 16	8 - 12			100	15
BLS RA 00 48 020	4,8 x 20	12 - 15			50	20
BLS RA 00 48 025	4,8 x 25	15 - 20			50	15
BLS RA 00 48 030	4,8 x 30	20 - 25			50	15
BLS RA 00 48 035	4,8 x 35	25 - 30			25	15
<b>Ød: 6 mm</b>						
BLS RA 00 60 010	6 x 10	3 - 5	12	6,1	25	20
BLS RA 00 60 012	6 x 12	5 - 7			25	20
BLS RA 00 60 016	6 x 16	7 - 11			25	20
BLS RA 00 60 020	6 x 20	11 - 15			25	20
BLS RA 00 60 025	6 x 25	15 - 20			25	20

⚠ Size out of the standard UNI EN ISO UNI EN ISO 15977





## BLS RB

More info at page 350

Minimum order quantity: 1 carton

✦ Aluminium alloy open end blind rivet, large dome head, with zinc plated steel break pull mandrel

🇫🇷 Rivet aveugle à corps ouvert en aluminium laqué, tête bombée large, avec clou en acier zingué

🇩🇪 Blindniete breiter Flachrundkopf aus Aluminium, mit Nagel aus verzinktem Stahl

🇪🇸 Remache de aluminio, cabeza ancha, con vástago de acero cincado

🇷🇺 Вытяжная заклепка из окрашенного алюминия, с полукруглым/стандартным бортиком, стержень из оцинкованной стали

Aluminium alloy body / zinc plated steel mandrel



Item code	Size Ød x l (mm)	Thickness of fixture t <sub>fix</sub> min-max (mm)	Head diameter Ødk (mm)	Drill hole Ødh1 (mm)	Pcs. per blister	Blister per carton
<b>Ød: 4 mm / Ødk: 10 mm</b>						
<b>BLS RB 10 40 010</b>	4 x 10	5 - 6,5	10	4,1	100	15
<b>BLS RB 10 40 012</b>	4 x 12	6,5 - 8,5			100	15
<b>BLS RB 10 40 016</b>	4 x 16	8,5 - 12,5			100	15
<b>Ød: 4,8 mm / Ødk: 14 mm</b>						
<b>BLS RB 14 48 010</b>	4,8 x 10	4 - 6	14	5	50	15
<b>BLS RB 14 48 012</b>	4,8 x 12	6 - 8			50	15
<b>BLS RB 14 48 016</b>	4,8 x 16	8 - 12			50	15
<b>BLS RB 14 48 020</b>	4,8 x 20	12 - 15			50	15
<b>Ød: 4,8 mm / Ødk: 16 mm</b>						
<b>New Size</b> BLS RB 16 48 012	4,8 x 12	6 - 8	16	5	50	15
<b>New Size</b> BLS RB 16 48 016	4,8 x 16	8 - 12			50	15
<b>New Size</b> BLS RB 16 48 020	4,8 x 20	12 - 15			50	15
<b>New Size</b> BLS RB 16 48 030	4,8 x 30	20 - 25			50	15





# BLS RA

More info at page 343

Minimum order quantity: 1 carton

**Painted aluminium alloy open end blind rivet dome head, with zinc plated steel break pull mandrel**

- Rivet aveugle à corps ouvert en aluminium laqué, tête bombée, avec clou en acier zingué
- Blindniete Flachrundkopf aus Aluminium, lackiert, mit Nagel aus verzinktem Stahl
- Remache de aluminio barnizado, cabeza alomada, con vástago de acero cincado
- Вытяжная заклепка из окрашенного алюминия, с полукруглым/стандартным бортиком, стержень из оцинкованной стали

## BLS RA 09 - RAL 9006 white aluminium painted aluminium body / zinc plated steel mandrel



Item code	Size Ød x l (mm)	Thickness of fixture t <sub>fix</sub> min-max (mm)	Head diameter Ødk (mm)	Drill hole Ødh1 (mm)	Pcs. per blister	Blister per carton
<b>Ød: 4 mm</b>						
BLS RA 09 40 008	4 x 8	3 - 5	8	4,1	100	20
BLS RA 09 40 010	4 x 10	5 - 6,5			100	20
BLS RA 09 40 012	4 x 12	6,5 - 8,5			100	20
<b>Ød: 4,8 mm</b>						
BLS RA 09 48 010	4,8 x 10	4 - 6	9,5	5	100	15
BLS RA 09 48 012	4,8 x 12	6 - 8			100	15

## BLS RA 07 - RAL 9002 grey white painted aluminium body / zinc plated steel mandrel



Item code	Size Ød x l (mm)	Thickness of fixture t <sub>fix</sub> min-max (mm)	Head diameter Ødk (mm)	Drill hole Ødh1 (mm)	Pcs. per blister	Blister per carton
<b>Ød: 3 mm</b>						
BLS RA 07 30 006	3 x 6	1,5 - 3,5	6	3,1	100	30
BLS RA 07 30 008	3 x 8	3,5 - 5			100	30
BLS RA 07 30 010	3 x 10	5 - 7			100	25
<b>Ød: 3,2 mm</b>						
BLS RA 07 32 006	3,2 x 6	1,5 - 3,5	6,5	3,3	100	30
BLS RA 07 32 008	3,2 x 8	3,5 - 5			100	25
BLS RA 07 32 010	3,2 x 10	5 - 7			100	25
BLS RA 07 32 012	3,2 x 12	7 - 9			100	25
<b>Ød: 3,4 mm</b>						
BLS RA 07 34 006	3,4 x 6	1,5 - 3,5	6,5	3,5	100	30
BLS RA 07 34 008	3,4 x 8	3,5 - 5			100	25
BLS RA 07 34 010	3,4 x 10	5 - 7			100	25
<b>Ød: 4 mm</b>						
BLS RA 07 40 008	4 x 8	3 - 5	8	4,1	100	20
BLS RA 07 40 010	4 x 10	5 - 6,5			100	20
BLS RA 07 40 012	4 x 12	6,5 - 8,5			100	20
BLS RA 07 40 016	4 x 16	8,5 - 12,5			100	15
<b>Ød: 4,8 mm</b>						
BLS RA 07 48 010	4,8 x 10	4 - 6	9,5	5	100	15
BLS RA 07 48 012	4,8 x 12	6 - 8			100	15
BLS RA 07 48 016	4,8 x 16	8 - 12			100	15

## BLS RA 01 - RAL 9010 pure white painted aluminium body / zinc plated steel mandrel



Item code	Size Ød x l (mm)	Thickness of fixture t <sub>fix</sub> min-max (mm)	Head diameter Ødk (mm)	Drill hole Ødh1 (mm)	Pcs. per blister	Blister per carton
<b>Ød: 3 mm</b>						
BLS RA 01 30 008	3 x 8	3,5 - 5	6	3,1	100	30
BLS RA 01 30 010	3 x 10	5 - 7			100	25
BLS RA 01 30 012	3 x 12	7 - 9			100	25
<b>Ød: 3,2 mm</b>						
BLS RA 01 32 008	3,2 x 8	3,5 - 5	6,5	3,3	100	25
<b>Ød: 4 mm</b>						
BLS RA 01 40 008	4 x 8	3 - 5	8	4,1	100	20
BLS RA 01 40 010	4 x 10	5 - 6,5			100	20
BLS RA 01 40 012	4 x 12	6,5 - 8,5			100	20
<b>Ød: 4,8 mm</b>						
BLS RA 01 48 012	4,8 x 12	6 - 8	9,5	5	100	15



**KIT inBLISTER**  
Also available in Kit with metal display stand, see page 524



## BLS RA

More info at page 343

Minimum order quantity: 1 carton

✳ Painted aluminium alloy open end blind rivet dome head, with zinc plated steel break pull mandrel



🇫🇷 Rivet aveugle à corps ouvert en aluminium laqué, tête bombée, avec clou en acier zingué

🇩🇪 Blindniete Flachrundkopf aus Aluminium, lackiert, mit Nagel aus verzinktem Stahl

🇪🇸 Remache de aluminio barnizado, cabeza alomada, con vástago de acero cincado



🇷🇺 Вытяжная заклепка из окрашенного алюминия, с полукруглым/стандартным бортиком, стержень из оцинкованной стали

### BLS RA 08 - RAL 1013 oyster white painted aluminium body / zinc plated steel mandrel

Item code	Size Ød x l (mm)	Thickness of fixture t <sub>fix</sub> min-max (mm)	Head diameter Ødk (mm)	Drill hole Ødh1 (mm)	 Pcs. per blister	 Blister per carton
Ød: 3,2 mm						
BLS RA 08 32 006	3,2 x 6	1,5 - 3,5	6,5	3,3	100	30
BLS RA 08 32 008	3,2 x 8	3,5 - 5			100	25
BLS RA 08 32 010	3,2 x 10	5 - 7			100	25
Ød: 4 mm						
BLS RA 08 40 008	4 x 8	3 - 5	8	4,1	100	20
BLS RA 08 40 010	4 x 10	5 - 6,5			100	20
BLS RA 08 40 012	4 x 12	6,5 - 8,5			100	20
Ød: 4,8 mm						
BLS RA 08 48 010	4,8 x 10	4 - 6	9,5	5	100	15
BLS RA 08 48 012	4,8 x 12	6 - 8			100	15
BLS RA 08 48 016	4,8 x 16	8 - 12			100	15



### BLS RA 02 - RAL 8017 chocolate brown painted aluminium body / zinc plated steel mandrel

Item code	Size Ød x l (mm)	Thickness of fixture t <sub>fix</sub> min-max (mm)	Head diameter Ødk (mm)	Drill hole Ødh1 (mm)	 Pcs. per blister	 Blister per carton
Ød: 3 mm						
BLS RA 02 30 008	3 x 8	3,5 - 5	6	3,1	100	30
BLS RA 02 30 010	3 x 10	5 - 7			100	25
Ød: 3,4 mm						
BLS RA 02 34 006	3,4 x 6	1,5 - 3,5	6,5	3,5	100	30
BLS RA 02 34 008	3,4 x 8	3,5 - 5			100	25
BLS RA 02 34 010	3,4 x 10	5 - 7			100	25
Ød: 4 mm						
BLS RA 02 40 008	4 x 8	3 - 5	8	4,1	100	20
BLS RA 02 40 010	4 x 10	5 - 6,5			100	20
BLS RA 02 40 012	4 x 12	6,5 - 8,5			100	20
Ød: 4,8 mm						
BLS RA 02 48 012	4,8 x 12	6 - 8	9,5	5	100	15





## BLS RA

More info at page 355

Minimum order quantity: 1 carton

**Painted aluminium alloy open end blind rivet dome head, with zinc plated steel break pull mandrel**


- Rivet aveugle à corps ouvert en aluminium laqué, tête bombée, avec clou en acier zingué
- Blindniete Flachrundkopf aus Aluminium, lackiert, mit Nagel aus verzinktem Stahl
- Remache de aluminio barnizado, cabeza alomada, con vástago de acero cincado
- Вытяжная заклепка из окрашенного алюминия, с полукруглым/стандартным бортиком, стержень из оцинкованной стали

### BLS RA 06 - RAL 9005 black painted aluminium body / zinc plated steel mandrel



Item code	Size Ød x l (mm)	Thickness of fixture t <sub>fix</sub> min-max (mm)	Head diameter Ødk (mm)	Drill hole Ødh1 (mm)	Pcs. per blister	Blister per carton
<b>Ød: 3 mm</b>						
BLS RA 06 30 008	3 x 8	3,5 - 5	6	3,1	100	30
BLS RA 06 30 010	3 x 10	5 - 7			100	25
BLS RA 06 30 012	3 x 12	7 - 9			100	25
<b>Ød: 4 mm</b>						
BLS RA 06 40 008	4 x 8	3 - 5	8	4,1	100	20
BLS RA 06 40 010	4 x 10	5 - 6,5			100	20
BLS RA 06 40 012	4 x 12	6,5 - 8,5			100	20
<b>Ød: 4,8 mm</b>						
BLS RA 06 48 010	4,8 x 10	4 - 6	9,5	5	100	15
BLS RA 06 48 012	4,8 x 12	6 - 8			100	15
BLS RA 06 48 016	4,8 x 16	8 - 12			100	15

### BLS RA 11 - RAL 7016 black painted aluminium body / zinc plated steel mandrel



Item code	Size Ød x l (mm)	Thickness of fixture t <sub>fix</sub> min-max (mm)	Head diameter Ødk (mm)	Drill hole Ødh1 (mm)	Pcs. per blister	Blister per carton
<b>Ød: 3 mm</b>						
BLS RA 11 32 006	3,2 x 6	3,5 - 5	6	3,1	100	30
BLS RA 11 32 008	3,2 x 8	5 - 7			100	25
BLS RA 11 32 010	3,2 x 10	7 - 9			100	25
<b>Ød: 4 mm</b>						
BLS RA 11 40 008	4 x 8	3 - 5	8	4,1	100	20
BLS RA 11 40 010	4 x 10	5 - 6,5			100	20
BLS RA 11 40 012	4 x 12	6,5 - 8,5			100	20
<b>Ød: 4,8 mm</b>						
BLS RA 11 48 010	4,8 x 10	4 - 6	9,5	5	100	15
BLS RA 11 48 012	4,8 x 12	6 - 8			100	15
BLS RA 11 48 016	4,8 x 16	8 - 12			100	15





## BLS RA

More info at page 343

Minimum order quantity: 1 carton

✦ Painted aluminium alloy open end blind rivet dome head, with zinc plated steel break pull mandrel

🇫🇷 Rivet aveugle à corps ouvert en aluminium laqué, tête bombée, avec clou en acier zingué

🇩🇪 Blindniete Flachrundkopf aus Aluminium, lackiert, mit Nagel aus verzinktem Stahl

🇪🇸 Remache de aluminio barnizado, cabeza alomada, con vástago de acero cincado

🇷🇺 Вытяжная заклепка из окрашенного алюминия, с полукруглым/стандартным бортиком, стержень из оцинкованной стали

### BLS RA 04 - RAL 8004 brick red painted aluminium body / zinc plated steel mandrel



Item code	Size Ød x l (mm)	Thickness of fixture t <sub>fix</sub> min-max (mm)	Head diameter Ødk (mm)	Drill hole Ødh1 (mm)	Pcs. per blister	Blister per carton
Ød: 3,4 mm						
BLS RA 04 34 008	3,4 x 8	3,5 - 5	6,5	3,5	100	25
BLS RA 04 34 010	3,4 x 10	5 - 7			100	25
Ød: 4 mm						
BLS RA 04 40 008	4 x 8	3 - 5	8	4,1	100	20
BLS RA 04 40 010	4 x 10	5 - 6,5			100	20
BLS RA 04 40 012	4 x 12	6,5 - 8,5			100	20
Ød: 4,8 mm						
BLS RA 04 48 010	4,8 x 10	4 - 6	9,5	5	100	15
BLS RA 04 48 012	4,8 x 12	6 - 8			100	15

### BLS RA 03 - RAL 3009 oxide red painted aluminium body / zinc plated steel mandrel



Item code	Size Ød x l (mm)	Thickness of fixture t <sub>fix</sub> min-max (mm)	Head diameter Ødk (mm)	Drill hole Ødh1 (mm)	Pcs. per blister	Blister per carton
Ød: 3,4 mm						
BLS RA 03 34 008	3,4 x 8	3,5 - 5	6,5	3,5	100	25
BLS RA 03 34 010	3,4 x 10	5 - 7			100	25
Ød: 4 mm						
BLS RA 03 40 008	4 x 8	3 - 5	8	4,1	100	20
BLS RA 03 40 010	4 x 10	5 - 6,5			100	20
BLS RA 03 40 012	4 x 12	6,5 - 8,5			100	20
Ød: 4,8 mm						
BLS RA 03 48 010	4,8 x 10	4 - 6	9,5	5	100	15
BLS RA 03 48 012	4,8 x 12	6 - 8			100	15

### BLS RA 10 - RAL 5017

traffic blue painted aluminium body / zinc plated steel mandrel



Item code	Size Ød x l (mm)	Thickness of fixture t <sub>fix</sub> min-max (mm)	Head diameter Ødk (mm)	Drill hole Ødh1 (mm)	Pcs. per blister	Blister per carton
Ød: 4 mm						
BLS RA 10 40 010	4 x 10	5 - 6,5	8	4,1	100	20
BLS RA 10 40 012	4 x 12	6,5 - 8,5			100	20
Ød: 4,8 mm						
BLS RA 10 48 012	4,8 x 12	6 - 8	9,5	5	100	15







## BLS PRA

*More info at page 359*

Minimum order quantity: 1 carton

✳️ **PEEL type painted aluminium alloy (Mg 3,5%) open end blind rivet dome head, with zinc plated steel break pull mandrel**

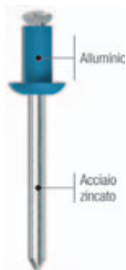
- 🇫🇷 Rivet aveugle à corps ouvert en alliage d'aluminium (Mg 3,5%), ouverture à fleur (peel), tête bombée avec clou en acier zingué
- 🇩🇪 Spreitzblindniete mit Flachrundkopf, Aluminium lackiert (Mg 3,5%), mit Nagel aus verzinktem Stahl
- 🇪🇸 Remache flor de aluminio barnizado (Mg 3,5%), cabeza alomada, con vástago de acero cincado
- 🇷🇺 Лепестковые заклепки окрашенные алюминий (Mg 3,5%), закругленная головка с оцинкованным стержнем

### BLS PRA 01 - RAL 9010 pure white painted aluminium body / zinc plated steel mandrel



Item code	Size Ød x l (mm)	Thickness of fixture t <sub>fix</sub> min-max (mm)	Head diameter Ødk (mm)	Drill hole Ødh1 (mm)	Pcs. per blister	Blister per carton
Ød: 4,8 mm						
<b>BLS PRA 01 48 012</b>	4,8 x 12	2 - 6	9,5	5	100	15
<b>BLS PRA 01 48 016</b>	4,8 x 16	6 - 10			100	15

### BLS PRA 10 - RAL 5017 traffic blue painted aluminium body / zinc plated steel mandrel



Item code	Size Ød x l (mm)	Thickness of fixture t <sub>fix</sub> min-max (mm)	Head diameter Ødk (mm)	Drill hole Ødh1 (mm)	Pcs. per blister	Blister per carton
Ød: 4,8 mm						
<b>BLS PRA 10 48 012</b>	4,8 x 12	2 - 6	9,5	5	100	15
<b>BLS PRA 10 48 016</b>	4,8 x 16	6 - 10			100	15










## BLS RA 05



More info at page 360

Minimum order quantity: 1 carton

-  EN ISO 15977 - Copper anodized aluminium alloy (Mg 3,5%) open end blind rivet dome head, with zinc plated steel break pull mandrel
-  EN ISO 15977 - Rivet aveugle à corps ouvert en aluminium anodisé cuivre (Mg 3,5%) laqué, tête bombée, avec clou en acier zingué
-  EN ISO 15977 - Blindniete aus Aluminium (Mg 3,5%) mit Flachrundkopf, mit Nagel aus verzinktem Stahl
-  EN ISO 15977 - Remache de aluminio anodizado cobre (Mg 3,5%), cabeza alomada, con vástago de acero cincado
-  EN ISO 15977 - Заклепка из медного анодированного алюминия (Mg 3,5%) закругленная головка из оцинкованной стали с оцинкованным стержнем

inBLISTER®



Item code	Size Ød x l (mm)	Thickness of fixture t <sub>fix</sub> min-max (mm)	Head diameter Ødk (mm)	Drill hole Ødh1 (mm)	 Pcs. per blister	 Blister per carton
<b>Ød: 3 mm</b>						
* BLS RA 05 30 008	3 x 8	3,5 - 5	6	3,1	100	30
* BLS RA 05 30 010	3 x 10	5 - 7			100	25
<b>Ød: 3,2 mm</b>						
* BLS RA 05 32 008	3,2 x 8	3,5 - 5			100	25
* BLS RA 05 32 010	3,2 x 10	5 - 7	6,5	3,3	100	25
* BLS RA 05 32 012	3,2 x 12	7 - 9			100	20
<b>Ød: 3,4 mm</b>						
* BLS RA 05 34 006	3,4 x 6	1,5 - 3,5	6,5	3,5	100	30
* BLS RA 05 34 008	3,4 x 8	3,5 - 5			100	25
<b>Ød: 4 mm</b>						
* BLS RA 05 40 008	4 x 8	3 - 5			100	20
* BLS RA 05 40 010	4 x 10	5 - 6,5	8	4,1	100	20
* BLS RA 05 40 016	4 x 16	8,5 - 12,5			100	15
<b>Ød: 4,8 mm</b>						
* BLS RA 05 48 010	4,8 x 10	4 - 6			100	15
* BLS RA 05 48 012	4,8 x 12	6 - 8	9,5	5	100	15
* BLS RA 05 48 016	4,8 x 16	8 - 12			100	15

\* Until stockout / Jusqu'à épuisement de stocks / Solange der Vorrat reicht / Hasta agotar existencias / до окончания стока





## BLS RD 00

More info at page 361

Minimum order quantity: 1 carton

✳ EN ISO 16582 - Copper open end blind rivet, dome head, with zinc plated steel break pull mandrel

🇫🇷 EN ISO 16582- Rivet aveugle à corps ouvert en cuivre, tête bombée, avec clou en acier zinguée

🇩🇪 EN ISO 16582- Blindniete Flachrundkopf aus Kupfer, mit Nagel aus verzinktem Stahl

🇪🇸 EN ISO 16582- Remache de cobre, cabeza alomada, con vástago de acero cincado

🇷🇺 EN ISO 16582- Вытяжная заклепка из меди, с полукруглым/стандартным бортиком, стержень из оцинкованной стали



Item code	Size Ød x l (mm)	Thickness of fixture t <sub>fix</sub> min-max (mm)	Head diameter Ødk (mm)	Drill hole Ødh1 (mm)	Pcs. per blister	Blister per carton
<b>Ød: 3 mm</b>						
BLS RD 00 30 008	3 x 8	3 - 5	6	3,1	100	10
* BLS RD 00 30 010	3 x 10	5 - 7			100	10
* BLS RD 00 30 012	3 x 12	7 - 9			100	10
* BLS RD 00 30 014	3 x 14	9 - 11			100	10
<b>Ød: 3,2 mm</b>						
* BLS RD 00 32 006	3,2 x 6	2 - 3	6,5	3,3	100	10
BLS RD 00 32 008	3,2 x 8	3 - 5			100	10
BLS RD 00 32 010	3,2 x 10	5 - 7			100	10
BLS RD 00 32 012	3,2 x 12	7 - 9			100	10
* BLS RD 00 32 014	3,2 x 14	9 - 11	100	10		
<b>Ød: 4 mm</b>						
* BLS RD 00 40 006	4 x 6	2,5 - 3,5	8	4,1	100	10
BLS RD 00 40 008	4 x 8	3,5 - 5			100	10
BLS RD 00 40 010	4 x 10	5 - 7			100	10
BLS RD 00 40 012	4 x 12	7 - 8,5			100	10
BLS RD 00 40 014	4 x 14	8,5 - 10	100	10		
<b>Ød: 4,8 mm</b>						
* BLS RD 00 48 008	4,8 x 8	2,5 - 4	9,5	5	100	10
* BLS RD 00 48 010	4,8 x 10	4 - 6			100	10
* BLS RD 00 48 012	4,8 x 12	6 - 8			100	10
* BLS RD 00 48 014	4,8 x 14	8 - 10			100	10
* BLS RD 00 48 016	4,8 x 16	10 - 12	100	10		

\* Until stockout / Jusqu'à épuisement de stocks / Solange der Vorrat reicht / Hasta agotar existencias / до окончания стока



## BLS RC 00

More info at page 362

Minimum order quantity: 1 carton

✳ A2 stainless steel open end blind rivet, dome head, with stainless steel break pull mandrel

🇫🇷 Rivet aveugle à corps ouvert en acier Inox A2, tête bombée, avec clou en acier inox

🇩🇪 Blindniete Flachrundkopf aus Edelstahl A2 (AISI 304), mit Nagel aus Edelstahl

🇪🇸 Remache de acero inoxidable A2, cabeza alomada, con vástago de acero inoxidable

🇷🇺 Вытяжная заклепка из нержавеющей стали A2, с полукруглым/стандартным бортиком, стержень из нержавеющей стали



Item code	Size Ød x l (mm)	Thickness of fixture t <sub>fix</sub> min-max (mm)	Head diameter Ødk (mm)	Drill hole Ødh1 (mm)	Pcs. per blister	Blister per carton
<b>Ø 3,2 mm</b>						
BLS RC 00 32 006	3,2 x 6	0,5 - 3	6,5	3,3	100	10
BLS RC 00 32 008	3,2 x 8	3 - 5			100	10
BLS RC 00 32 010	3,2 x 10	5 - 6,5			100	10
BLS RC 00 32 012	3,2 x 12	6,5 - 8,5			100	10
<b>Ø 4 mm</b>						
BLS RC 00 40 008	4 x 8	2,5 - 4,5	8	4,1	100	10
BLS RC 00 40 010	4 x 10	4,5 - 6,5			100	10
BLS RC 00 40 012	4 x 12	6,5 - 8,5			100	10
BLS RC 00 40 014	4 x 14	8,5 - 10			100	10
<b>Ø 4,8 mm</b>						
BLS RC 00 48 008	4,8 x 8	2 - 4	9,5	5	100	10
BLS RC 00 48 010	4,8 x 10	4 - 6			100	10
BLS RC 00 48 012	4,8 x 12	6 - 8			100	10
BLS RC 00 48 016	4,8 x 16	8 - 11			100	10



**KIT inBLISTER**

Also available in Kit with metal display stand, see page 524



**JK**

More info at page 386

Minimum order quantity: 1 carton

- ✳️ Natural white nylon cable tie (Nylon 6.6) in small sealed bag (100 pcs.) with zipper (up to 4,6x360)
- 🇫🇷 Collier de câblage en nylon blanc (Nylon 6.6), dans petite enveloppe (100pcs.) avec fermeture zip (zip jusqu'à 4,6x360)
- 🇩🇪 Kabelbinder aus Nylon (6.6), naturweiß, im Beutel (100 St.) mit Reißverschluss (bis 4,6x360)
- 🇪🇸 Brida de Nylon blanco natural (Nylon 6.6) en bolsa con cremallera (100 uds.)- (hasta 4,6x360)
- 🇷🇺 Нейлоновая стяжка белого цвета (Нейлон 6.6), упаковка- 100 шт в мешочке с молнией (до размера 4,6x360)



Item code	Size	Ø Bundle	Max operating load N (kg)	Pcs. per blister	Blister per carton
	W x L (mm)	Min / Max (mm)			
☺️ CE JK 02 50 080	2,5 x 80	3 / 14	80 (8 kg)	100	10
☺️ CE JK 02 50 100	2,5 x 100	3 / 20,5	80 (8 kg)	100	10
☺️ CE JK 02 50 130	2,5 x 130	3 / 30	80 (8 kg)	100	10
☺️ CE JK 02 50 160	2,5 x 160	3 / 39,8	80 (8 kg)	100	10
☺️ CE JK 02 50 200	2,5 x 200	3 / 52,5	80 (8 kg)	100	10
☺️ CE JK 03 60 140	3,6 x 140	3,5 / 33	180 (18 kg)	100	10
☺️ CE JK 03 60 200	3,6 x 200	3,5 / 46	180 (18 kg)	100	10
☺️ CE JK 03 60 300	3,6 x 300	3,5 / 84	180 (18 kg)	100	10
☺️ CE JK 03 60 370	3,6 x 370	3,5 / 106	180 (18 kg)	100	10
☺️ CE JK 04 60 120	4,8 x 120	3,5 / 23,8	230 (23 kg)	100	10
☺️ CE JK 04 60 160	4,8 x 160	3,5 / 36,6	230 (23 kg)	100	10
☺️ CE JK 04 60 180	4,8 x 180	3,5 / 43	230 (23 kg)	100	10
☺️ CE JK 04 60 200	4,8 x 200	3,5 / 49,5	230 (23 kg)	100	10
☺️ CE JK 04 60 250	4,8 x 250	3,5 / 65	230 (23 kg)	100	10
☺️ CE JK 04 60 300	4,8 x 300	3,5 / 81	230 (23 kg)	100	10
☺️ CE JK 04 60 360	4,8 x 360	3,5 / 100	230 (23 kg)	100	10
☺️ CE JK 04 60 390	4,8 x 390	3,5 / 110	230 (23 kg)	100	10
☺️ CE JK 04 60 430	4,8 x 430	3,5 / 122,5	230 (23 kg)	100	10
☺️ CE JK 04 60 500	4,8 x 500	3,5 / 145	230 (23 kg)	100	10
☺️ CE JK 07 60 150	7,6 x 150	8,5 / 35	540 (55 kg)	100	10
☺️ CE JK 07 60 200	7,6 x 200	8,5 / 50,9	540 (55 kg)	100	10
☺️ CE JK 07 60 250	7,6 x 250	8,5 / 66,8	540 (55 kg)	100	10
☺️ CE JK 07 60 300	7,6 x 300	8,5 / 82,8	540 (55 kg)	100	10
☺️ CE JK 07 60 365	7,6 x 365	8,5 / 103,5	540 (55 kg)	100	10
☺️ CE JK 07 60 450	7,6 x 450	8,5 / 130,5	540 (55 kg)	100	10
☺️ CE JK 07 60 540	7,6 x 540	8,5 / 159	540 (55 kg)	100	10
☺️ CE JK 08 80 550	8,8 x 550	8,5 / 163,5	800 (82 kg)	100	10
☺️ CE JK 08 80 780	8,8 x 780	8,5 / 235,5	800 (82 kg)	100	8
☺️ CE JK 08 81 220	8,8 x 1220	78 / 375,5	800 (82 kg)	100	5
☺️ CE JK 12 50 530	12,4 x 530	10 / 156	1200 (122 kg)	100	8
☺️ CE JK 12 50 650	12,4 x 650	14 / 195	1200 (122 kg)	100	8
☺️ CE JK 12 51 000	12,4 x 1000	18 / 315	1200 (122 kg)	100	5



**JM**

More info at page 389

Minimum order quantity: 1 carton

- ✳️ Green nylon cable tie (Nylon 6.6) in small sealed bag (100 pcs.)
- 🇫🇷 Collier de câblage en nylon vert 6.6, dans petites enveloppes (de 100 pcs.)
- 🇩🇪 Kabelbinder aus Nylon 6.6, grün, im Beutel (100 St.)
- 🇪🇸 Brida de Nylon verde (Nylon 6.6) en bolsa (100 uds.)
- 🇷🇺 Нейлоновая стяжка зеленого цвета (Нейлон 6.6), упаковка- 100 шт



Item code	Size	Ø Bundle	Max operating load N (kg)	Pcs. per blister	Blister per carton
	W x L (mm)	Min / Max (mm)			
JM 02 50 100	2,5 x 100	3 / 20,5	80 (8 kg)	100	10
JM 03 60 140	3,6 x 140	3,5 / 33	180 (18 kg)	100	10
JM 03 60 200	3,6 x 200	3,5 / 46	180 (18 kg)	100	10
JM 04 60 200	4,8 x 200	3,5 / 49,5	230 (23 kg)	100	10
JM 04 60 300	4,8 x 300	3,5 / 81	230 (23 kg)	100	10





**JR**

More info at page 387

Minimum order quantity: 1 carton

✳ Black nylon cable tie (Nylon 6.6) in small sealed bag (100 pcs.) with zipper (up to 4,6x360)

- 🇫🇷 Collier de câblage en nylon noir (Nylon 6.6), dans petite enveloppe (100 pcs.) avec fermeture zip (zip jusqu'à 4,6x360)
- 🇩🇪 Kabelbinder aus Nylon (6.6), schwarz, im Beutel (100 St.) mit Reißverschluss (bis 4,6x360)
- 🇪🇸 Brida de Nylon negra (Nylon 6.6) en bolsa con cremallera (100 uds.)- (hasta 4,6x360)
- 🇷🇺 Нейлоновая стяжка черного цвета (Нейлон 6.6), упаковка- 100 шт в мешочке с молнией (до размера 4,6x360)



Item code	Size	Ø Bundle	Max operating load N (kg)	Pcs. per blister	Blister per carton
	W x L (mm)	Min / Max (mm)			
☺ CE JR 02 50 080	2,5 x 80	3 / 14	80 (8 kg)	100	10
☺ CE JR 02 50 100	2,5 x 100	3 / 20,5	80 (8 kg)	100	10
☺ CE JR 02 50 130	2,5 x 130	3 / 30	80 (8 kg)	100	10
☺ CE JR 02 50 160	2,5 x 160	3 / 39,8	80 (8 kg)	100	10
☺ CE JR 02 50 200	2,5 x 200	3 / 52,5	80 (8 kg)	100	10
☺ CE JR 03 60 140	3,6 x 140	3,5 / 33	180 (18 kg)	100	10
☺ CE JR 03 60 200	3,6 x 200	3,5 / 46	180 (18 kg)	100	10
☺ CE JR 03 60 300	3,6 x 300	3,5 / 84	180 (18 kg)	100	10
☺ CE JR 03 60 370	3,6 x 370	3,5 / 106	180 (18 kg)	100	10
☺ CE JR 04 60 120	4,8 x 120	3,5 / 23,8	230 (23 kg)	100	10
☺ CE JR 04 60 160	4,8 x 160	3,5 / 36,6	230 (23 kg)	100	10
☺ CE JR 04 60 180	4,8 x 180	3,5 / 43	230 (23 kg)	100	10
☺ CE JR 04 60 200	4,8 x 200	3,5 / 49,5	230 (23 kg)	100	10
☺ CE JR 04 60 250	4,8 x 250	3,5 / 65	230 (23 kg)	100	10
☺ CE JR 04 60 300	4,8 x 300	3,5 / 81	230 (23 kg)	100	10
☺ CE JR 04 60 360	4,8 x 360	3,5 / 100	230 (23 kg)	100	10
☺ CE JR 04 60 390	4,8 x 390	3,5 / 110	230 (23 kg)	100	10
☺ CE JR 04 60 430	4,8 x 430	3,5 / 122,5	230 (23 kg)	100	10
☺ CE JR 04 60 500	4,8 x 500	3,5 / 145	230 (23 kg)	100	10
☺ CE JR 07 60 150	7,6 x 150	8,5 / 35	540 (55 kg)	100	10
☺ CE JR 07 60 200	7,6 x 200	8,5 / 50,9	540 (55 kg)	100	10
☺ CE JR 07 60 250	7,6 x 250	8,5 / 66,8	540 (55 kg)	100	10
☺ CE JR 07 60 300	7,6 x 300	8,5 / 82,8	540 (55 kg)	100	10
☺ CE JR 07 60 365	7,6 x 365	8,5 / 103,5	540 (55 kg)	100	10
☺ CE JR 07 60 450	7,6 x 450	8,5 / 130,5	540 (55 kg)	100	10
☺ CE JR 07 60 540	7,6 x 540	8,5 / 159	540 (55 kg)	100	10
☺ CE JR 08 80 550	8,8 x 550	8,5 / 163,5	800 (82 kg)	100	10
☺ CE JR 08 80 780	8,8 x 780	8,5 / 235,5	800 (82 kg)	100	8
☺ CE JR 08 81 220	8,8 x 1220	78 / 375,5	800 (82 kg)	100	5
☺ CE JR 12 50 530	12,4 x 530	10 / 156	1200 (122 kg)	100	8
☺ CE JR 12 50 650	12,4 x 650	14 / 195	1200 (122 kg)	100	8
☺ CE JR 12 51 000	12,4 x 1000	18 / 315	1200 (122 kg)	100	5



LISTED  
ANSI/UL 62275  
ML n° E338314



**KIT inBLISTER**

Also available in Kit with metal display stand, see page 524



## BLS XD

More info at page 390

Minimum order quantity: 1 carton

✳ W1 - Hose clamp with worm gear drive, zinc plated steel

- 🇫🇷 W1 - Collier de serrage en acier zingué
- 🇩🇪 W1 - Schlauchschelle, Stahl verzinkt
- 🇪🇸 W1 - Abrazadera metálica sin fin de acero cincado
- 🇷🇺 W1 - Зажим для труб из оцинкованной стали



Item code	Pipe size Ø (mm)	Thickness (mm)	Pcs. per blister	Blister per carton
Band width: 9 mm / Ph 2 / SW: 7 / Tightening torque: 3,00				
BLS XD 30 08 012	8 ÷ 12	0,70	4	20
BLS XD 30 10 016	10 ÷ 16	0,70	4	20
BLS XD 30 12 022	12 ÷ 22	0,70	4	20
BLS XD 30 16 027	16 ÷ 27	0,70	4	20
BLS XD 30 20 032	20 ÷ 32	0,70	4	20
BLS XD 30 25 040	25 ÷ 40	0,70	2	20



## BLS XE

More info at page 391

Minimum order quantity: 1 carton

✳ W2 - Hose clamp with worm gear drive, AISI 430 (or equivalent corrosion-resistant) stainless steel

- 🇫🇷 W2 - Collier de serrage en acier INOX AISI 430 (ou équivalent résistant à la corrosion)
- 🇩🇪 W2 - Schlauchschelle, AISI 430 (oder gleichwertig korrosionsbeständig) Edelstahl
- 🇪🇸 W2 - Abrazadera metálica sin fin de acero inoxidable (AISI 430)
- 🇷🇺 W2 - Зажим для труб из нержавеющей стали из нержавеющей стали (AISI 430)



Item code	Pipe size Ø (mm)	Thickness (mm)	Pcs. per blister	Blister per carton
Band width: 9 mm / Ph 2 / SW: 7 / Tightening torque: 3,00				
BLS XE 30 08 012	8 ÷ 12	0,70	4	20
BLS XE 30 10 016	10 ÷ 16	0,70	4	20
BLS XE 30 12 020	12 ÷ 20	0,70	4	20
BLS XE 30 16 027	16 ÷ 27	0,70	4	20
BLS XE 30 20 032	20 ÷ 32	0,70	4	20
BLS XE 30 25 040	25 ÷ 40	0,70	2	20



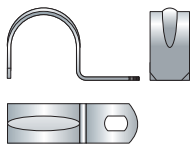
## BLS AS

More info at page 396

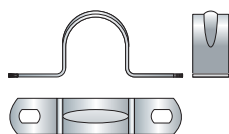
Minimum order quantity: 1 carton

✳ Steel clip for wire-rope fixing, zinc plated

- 🇫🇷 Agrafe zinguée, pour fixation de câbles et tuyaux
- 🇩🇪 Verzinkte Schelle, für Befestigung von Rohren und Kabeln
- 🇪🇸 Grapa para la fijación de tubos y cables, de acero cincado
- 🇷🇺 Зажим для труб из оцинкованной стали



Item code	Size Ø cable (mm)	Pcs. per blister	Blister per carton
One hole			
BLS AS 01 00 010	10	15	20
BLS AS 01 00 013	13	15	20
BLS AS 01 00 016	16	10	20
BLS AS 01 00 020	20	10	20
BLS AS 01 00 022	22	8	20
BLS AS 01 00 026	26	8	20



Item code	Size Ø cable (mm)	Pcs. per blister	Blister per carton
Two holes			
BLS AS 02 00 016	16	10	30
BLS AS 02 00 022	22	8	30
BLS AS 02 00 026	26	8	30
BLS AS 02 00 028	28	6	30






## BLS AO

More info at page 405

Minimum order quantity: 1 carton

- 🇬🇧 **Dual thread screw with nylon washer and plug and zinc plated steel nut, for wash-basin fixing; two sets bag**
- 🇫🇷 Vis double filet avec rondelle et cheville en nylon et écrou zingué, pour fixation des lavabos; enveloppe à deux sets
- 🇩🇪 Schraube mit doppeltem Gewinde mit Scheibe und Nypondübel und verzinkter Schraubenmutter, für Befestigung von Waschbecken; Verpackung von zwei Sets
- 🇪🇸 Tornillo con doble rosca, completo de arandela y taco de nylon y tuerca de acero cincado, para la fijación de lavabos; dos unidades en cada bolsa
- 🇷🇺 Двухсторонний шуруп в комплекте с нейлоновой шайбой и дюбелем и с оцинкованной стальной гайкой для крепления раковин, два набора в мешочке



Item code	Anchor size ∅ x La (mm)	Screw size M x Ls (mm)	Pcs. per blister	Blister per carton
<b>BLS AO 01 10 120</b>	12 x 60	M10 x 120	2+2	10

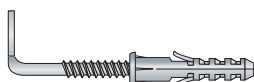


## BLS AU

More info at page 405

Minimum order quantity: 1 carton

- 🇬🇧 **Zinc plated steel "L" screw with nylon plug for boiler fixing; two sets bag**
- 🇫🇷 Crochet droit zingué avec cheville en nylon, pour fixation de chauffe-eau; enveloppe à deux sets
- 🇩🇪 Verzinkter Haken mit Nypondübel, für Befestigung von Boiler; Verpackung von zwei Sets
- 🇪🇸 Taco de nylon con gancho recto, para la fijación de calentadores; dos unidades en cada bolsa
- 🇷🇺 Оцинкованный стальной прямой крюк в комплекте с нейлоновым дюбелем для крепления паровых котлов, два набора в мешочке



Item code	Size ∅ x La (mm)	Screw size ∅ x Ls (mm)	Pcs. per blister	Blister per carton
<b>BLS AU 01 08 065</b>	10 x 50	8 x 65	2+2	10
<b>BLS AU 01 10 095</b>	14 x 80	10 x 95	2+2	10



## BLS AP

More info at page 405

Minimum order quantity: 1 carton

- 🇬🇧 **Dual thread screw with nylon plug and bushing and with steel nut, for wc floor fixing; four sets bag**
- 🇫🇷 Vis double filet passivée jaune avec rondelle et cheville en nylon et écrou en laiton, pour fixation de wc au sol; enveloppe à 4 sets
- 🇩🇪 Gelb passivierte Schraube mit doppeltem Gewinde mit Scheibe und Nypondübel und Schraubenmutter aus Messing, für Befestigung von WC am Boden; Verpackung von vier Sets
- 🇪🇸 Tornillo con doble rosca, completo de cojinete y taco de nylon y tuerca de acero, para la fijación de wc al suelo; cuatro unidades en cada bolsa
- 🇷🇺 Двухсторонний шуруп в комплекте с нейлоновой шайбой и дюбелем и с оцинкованной гайкой для напольного крепления унитазов, четыре набора в мешочке



Item code	Size ∅ x La (mm)	Screw size M x Ls (mm)	Pcs. per blister	Blister per carton
<b>BLS AP 01 06 080</b>	8 x 40	M6 x 80	4+4	10





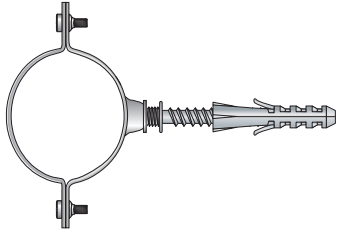
## BLS BH

More info at page 397

Minimum order quantity: 1 carton

**🇬🇧 Zinc plated steel collar with ringed dual thread screw and nylon plug, for wire-rope fixing**

- 🇫🇷 Collier zingué avec vis de jointure avec double filet et cheville en nylon, pour fixation de câbles
- 🇩🇪 Verzinkte Rohrschelle mit Verbindungsschraube mit doppeltem Gewinde und Nylosedübel, für Befestigung von Kabeln
- 🇪🇸 Abrazadera de acero cincado con tornillo de junta con doble rosca y taco de nylon, para la fijación de cables
- 🇷🇺 Оцинкованный стальной хомут в комплекте с двухсторонним шурупом и с нейлоновым дюбелем для крепления труб



Item code	Size Ø cable (mm)	Pcs. per blister	Blister per carton
BLS BH 01 00 012	12	4+4+4	20
BLS BH 01 00 014	14	4+4+4	20
BLS BH 01 00 016	16	4+4+4	20
BLS BH 01 00 018	18	4+4+4	20
BLS BH 01 00 020	20	4+4+4	20
BLS BH 01 00 022	22	4+4+4	20
BLS BH 01 00 024	24	4+4+4	10
BLS BH 01 00 026	26	3+3+3	10
BLS BH 01 00 028	28	3+3+3	10
BLS BH 01 00 032	32	3+3+3	10
BLS BH 01 00 040	40	2+2+2	10



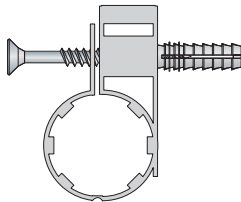
## BLS DP

More info at page 398

Minimum order quantity: 1 carton

**🇬🇧 Nylon collar with multi purpose anchor, with zinc plated flat countersunk head chipboard screw, for wire rope fixing**

- 🇫🇷 Collier en nylon avec cheville universelle, avec vis tête fraisée plate pour panneaux de particules zinguée, pour fixation de câbles
- 🇩🇪 Nylonrohrschele mit Universaldübel, mit verzinkter Senkkopf-Spanplattenschraube, für Befestigung von Kabeln
- 🇪🇸 Abrazadera de nylon con taco universal, con tornillo cabeza avellanada de acero cincado para aglomerado, para la fijación de tubos ligeros
- 🇷🇺 Нейлоновый хомут с универсальным дюбелем в комплекте с оцинкованным шурупом с плоской потайной головкой для крепления труб



Item code	Size Ø x L / Ø cable (mm)	Pcs. per blister	Blister per carton
BLS DP 01 00 020	6 x 30/20	4	20
BLS DP 01 00 025	6 x 30/25	3	20








## BLS RL

*More info at page 417*

Minimum order quantity: 1 carton

- DIN 933 - UNI 5739 - Hexagonal head screw, 8.8 grade, zinc plated
- DIN 933- UNI 5739- Vis tête hexagonale, classe 8.8, zinguée
- DIN 933- UNI 5739- Sechskantschraube, Klasse 8.8, verzinkt
- DIN 933- UNI 5739- Tornillo cabeza hexagonal, clase 8.8, cincado
- DIN 933- UNI 5739- Оцинкованный стальной болт класса 8.8 с шестигранной головкой



	Item code	Size		Pcs. per blister	Blister per carton
		M x L (mm)			
	<b>M4 / SW: 7</b>				
New Size	BLS RL 01 04 020	M4 x 20		25	30
New Size	BLS RL 01 04 030	M4 x 30		25	30
	<b>M5 / SW: 8</b>				
New Size	BLS RL 01 05 010	M5 x 10		25	30
New Size	BLS RL 01 05 015	M5 x 15		25	30
New Size	BLS RL 01 05 020	M5 x 20		15	30
New Size	BLS RL 01 05 025	M5 x 25		15	30
New Size	BLS RL 01 05 030	M5 x 30		15	30
New Size	BLS RL 01 05 040	M5 x 40		10	30
New Size	BLS RL 01 05 050	M5 x 50		10	30
	<b>M6 / SW: 10</b>				
	BLS RL 01 06 016	M6 x 16		15	30
	BLS RL 01 06 020	M6 x 20		15	30
	BLS RL 01 06 025	M6 x 25		15	30
	BLS RL 01 06 030	M6 x 30		15	30
	BLS RL 01 06 040	M6 x 40		10	30
	BLS RL 01 06 050	M6 x 50		10	30
	BLS RL 01 06 060	M6 x 60		10	30
	BLS RL 01 06 070	M6 x 70		10	30
	BLS RL 01 06 080	M6 x 80		10	30
	BLS RL 01 06 100	M6 x 100		10	30
	<b>M8 / SW: 13</b>				
	BLS RL 01 08 016	M8 x 16		15	30
	BLS RL 01 08 020	M8 x 20		15	30
	BLS RL 01 08 025	M8 x 25		15	30
	BLS RL 01 08 030	M8 x 30		15	30
	BLS RL 01 08 040	M8 x 40		10	30
	BLS RL 01 08 050	M8 x 50		10	30
	BLS RL 01 08 060	M8 x 60		10	30
	BLS RL 01 08 070	M8 x 70		5	30
	BLS RL 01 08 080	M8 x 80		5	30
	BLS RL 01 08 090	M8 x 90		5	30
	BLS RL 01 08 100	M8 x 100		5	30
	<b>M10 / SW: 17</b>				
	BLS RL 01 10 030	M10 x 30		5	30
	BLS RL 01 10 040	M10 x 40		5	30
	BLS RL 01 10 050	M10 x 50		5	30
	BLS RL 01 10 060	M10 x 60		5	30
	BLS RL 01 10 070	M10 x 70		5	30
	BLS RL 01 10 080	M10 x 80		3	30
	BLS RL 01 10 090	M10 x 90		3	30
	BLS RL 01 10 100	M10 x 100		3	30
	<b>M12 / SW: 19</b>				
	BLS RL 01 12 030	M12 x 30		5	30
	BLS RL 01 12 040	M12 x 40		5	30
	BLS RL 01 12 060	M12 x 60		5	30



## BLS RQ 51

**INOX WAVE**  
 Stainless Steel

*More info at page 423*

Minimum order quantity: 1 carton

- DIN 912 A2-70 (AISI 304) stainless steel Cylinder head hex recess screw
- DIN 912- Vis tête cylindrique à six pans creux en acier Inox A2 (AISI 304), classe 70, passivée
- DIN 912- Zylinderschraube mit Innensechskant aus Edelstahl A2 (AISI 304), Klasse 70, passiviert
- DIN 912- Tornillo con cabeza cilíndrica con huella hexagonal, de Acero Inoxidable A2 (AISI 304), clase 70, pasivado
- DIN 912- шуруп из нержавеющей стали A2 (AISI 304) класса 70 пассивирован с цилиндрической головкой с внутренним шестигранником



	Item code	Size		Pcs. per blister	Blister per carton
		M x Ls (mm)			
	BLS RQ 51 08 020	M8 x 20		6	30
	BLS RQ 51 08 025	M8 x 25		6	30
	BLS RQ 51 08 030	M8 x 30		6	30
	BLS RQ 51 08 040	M8 x 40		4	30
	BLS RQ 51 08 050	M8 x 50		4	30
	BLS RQ 51 08 060	M8 x 60		4	30
	BLS RQ 51 08 070	M8 x 70		2	30


**KIT inBLISTER**  
 Also available in Kit with metal display stand, see page 524









## BLS NI 01





More info at page 418

Minimum order quantity: 1 carton

-  DIN 933 - A2 (AISI 304) stainless steel hexagonal head screw, property class 70
-  DIN 933- vis tête hexagonale en acier Inox A2 (AISI 304), classe 70
-  DIN 933- Sechskantschraube aus Edelstahl A2 (AISI 304), Klasse 70
-  DIN 933 – Tornillo cabeza hexagonal de Acero Inoxidable A2 (AISI 304), clase de resistencia 70
-  DIN 933- A2 (AISI 304) болт из нержавеющей стали с шестигранной головкой, класс прочности 70



	Item code	Size M x L (mm)	 Pcs. per blister	 Blister per carton
	<b>M4 / SW: 7</b>			
New Size	BLS NI 01 04 010	M4 x 10	20	30
New Size	BLS NI 01 04 016	M4 x 16	20	30
New Size	BLS NI 01 04 020	M4 x 20	15	30
New Size	BLS NI 01 04 025	M4 x 25	15	30
New Size	BLS NI 01 04 030	M4 x 30	15	30
New Size	BLS NI 01 04 040	M4 x 40	10	30
	<b>M5 / SW: 8</b>			
New Size	BLS NI 01 05 010	M5 x 10	15	30
New Size	BLS NI 01 05 016	M5 x 16	10	30
New Size	BLS NI 01 05 020	M5 x 20	10	30
New Size	BLS NI 01 05 025	M5 x 25	10	30
New Size	BLS NI 01 05 030	M5 x 30	8	30
New Size	BLS NI 01 05 040	M5 x 40	6	30
New Size	BLS NI 01 05 050	M5 x 50	4	30
	<b>M6 / SW: 10</b>			
New Size	BLS NI 01 06 010	M6 x 10	10	30
New Size	BLS NI 01 06 016	M6 x 16	8	30
New Size	BLS NI 01 06 020	M6 x 20	6	30
New Size	BLS NI 01 06 025	M6 x 25	6	30
New Size	BLS NI 01 06 030	M6 x 30	6	30
New Size	BLS NI 01 06 035	M6 x 35	6	30
New Size	BLS NI 01 06 040	M6 x 40	6	30
New Size	BLS NI 01 06 050	M6 x 50	4	30
	BLS NI 01 06 060	M6 x 60	4	30
	BLS NI 01 06 075	M6 x 75	4	30
New Size	BLS NI 01 06 080	M6 x 80	4	30
	<b>M8 / SW: 13</b>			
New Size	BLS NI 01 08 020	M8 x 20	6	30
New Size	BLS NI 01 08 025	M8 x 25	6	30
New Size	BLS NI 01 08 030	M8 x 30	6	30
New Size	BLS NI 01 08 035	M8 x 35	4	30
New Size	BLS NI 01 08 040	M8 x 40	4	30
New Size	BLS NI 01 08 050	M8 x 50	4	30
New Size	BLS NI 01 08 060	M8 x 60	4	30
	BLS NI 01 08 065	M8 x 65	4	30
	BLS NI 01 08 080	M8 x 80	4	30
	<b>M10 / SW: 17</b>			
New Size	BLS NI 01 10 020	M10 x 20	4	30
New Size	BLS NI 01 10 030	M10 x 30	4	30
New Size	BLS NI 01 10 035	M10 x 35	4	30
New Size	BLS NI 01 10 040	M10 x 40	2	30
New Size	BLS NI 01 10 050	M10 x 50	2	30
New Size	BLS NI 01 10 060	M10 x 60	2	30
	BLS NI 01 10 065	M10 x 65	2	30
New Size	BLS NI 01 10 070	M10 x 70	2	30
	BLS NI 01 10 075	M10 x 75	2	30
	BLS NI 01 10 080	M10 x 80	2	30






# BLS NID 01 **INOX WAVE** Stainless Steel **NEW** inBlister

Minimum order quantity: 1 carton

- 🇬🇧 Hexagonal head screw with hex nut, A2 (AISI 304) stainless steel
- 🇫🇷 Vis tête hexagonale, en acier INOX A2 (AISI 304), avec écrou hexagonal
- 🇩🇪 Sechskantschraube aus Edelstahl A2 (AISI 304) mit Sechskantmutter
- 🇪🇸 Tornillo cabeza hexagonal con tuerca hexagonal, de acero inoxidable A2 (AISI 304)
- 🇷🇺 Винт с шестигранной головкой из нержавеющей стали A2 (AISI 304) с шестигранной гайкой



Item code	Size M x L (mm)	Pcs. per blister	Blister per carton
<b>M5 / SW: 8</b>			
<b>BLS NID 01 05 016</b>	M5 x 16	8+8	30
<b>BLS NID 01 05 020</b>	M5 x 20	6+6	30
<b>BLS NID 01 05 030</b>	M5 x 30	6+6	30
<b>BLS NID 01 05 040</b>	M5 x 40	4+4	30
<b>M6 / SW: 10</b>			
<b>BLS NID 01 06 010</b>	M6 x 10	8+8	30
<b>M8 / SW: 13</b>			
<b>BLS NID 01 08 030</b>	M8 x 30	4+4	30
<b>BLS NID 01 08 040</b>	M8 x 40	4+4	30
<b>BLS NID 01 08 050</b>	M8 x 50	4+4	30
<b>BLS NID 01 08 060</b>	M8 x 60	4+4	30
<b>M10 / SW: 17</b>			
<b>BLS NID 01 10 030</b>	M10 x 30	4+4	30
<b>BLS NID 01 10 050</b>	M10 x 50	4+4	30








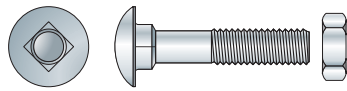




## BLS CG

More info at page 421

Minimum order quantity: 1 carton

-  **DIN 603 (reduced shank) + DIN 555 - Mushroom head square neck bolt with Hex nut, zinc plated**
-  **DIN 603 (tige réduite) + DIN 555- Boulon tête bombée tige à collet carré avec écrou hexagonal, zingué**
-  **DIN 603 (Dünnschaft) + DIN 555- Flachrundkopf-Bolzenschaft mit Vierkant und Sechskantmutter, verzinkt**
-  **DIN 603 (pie reducido) + DIN 555- Tornillo con cabeza abombada y cuello cuadrado, con tuerca hexagonal, cincado**
-  **DIN 603 + DIN 555- Оцинкованный мебельный болт с полукруглой головкой и квадратным подголовником с шестигранной гайкой**



Item code	Size	 Pcs. per blister	 Blister per carton
<b>M5</b>			
<b>BLS CG 01 05 016</b>	M5 x 16	15+15	30
<b>BLS CG 01 05 020</b>	M5 x 20	15+15	30
<b>BLS CG 01 05 030</b>	M5 x 30	15+15	30
<b>BLS CG 01 05 040</b>	M5 x 40	15+15	30
<b>BLS CG 01 05 050</b>	M5 x 50	15+15	30
<b>BLS CG 01 05 060</b>	M5 x 60	15+15	30
<b>M6</b>			
<b>BLS CG 01 06 020</b>	M6 x 20	15+15	30
<b>BLS CG 01 06 025</b>	M6 x 25	15+15	30
<b>BLS CG 01 06 030</b>	M6 x 30	15+15	30
<b>BLS CG 01 06 035</b>	M6 x 35	15+15	30
<b>BLS CG 01 06 040</b>	M6 x 40	15+15	30
<b>BLS CG 01 06 045</b>	M6 x 45	15+15	30
<b>BLS CG 01 06 050</b>	M6 x 50	15+15	30
<b>BLS CG 01 06 055</b>	M6 x 55	15+15	30
<b>BLS CG 01 06 060</b>	M6 x 60	10+10	30
<b>BLS CG 01 06 065</b>	M6 x 65	10+10	30
<b>BLS CG 01 06 070</b>	M6 x 70	10+10	30
<b>BLS CG 01 06 080</b>	M6 x 80	10+10	30
<b>BLS CG 01 06 100</b>	M6 x 100	10+10	30
<b>M8</b>			
<b>BLS CG 01 08 020</b>	M8 x 20	10+10	30
<b>BLS CG 01 08 025</b>	M8 x 25	10+10	30
<b>BLS CG 01 08 030</b>	M8 x 30	10+10	30
<b>BLS CG 01 08 035</b>	M8 x 35	10+10	30
<b>BLS CG 01 08 040</b>	M8 x 40	10+10	30
<b>BLS CG 01 08 045</b>	M8 x 45	10+10	30
<b>BLS CG 01 08 050</b>	M8 x 50	10+10	30
<b>BLS CG 01 08 055</b>	M8 x 55	10+10	30
<b>BLS CG 01 08 060</b>	M8 x 60	10+10	30
<b>BLS CG 01 08 070</b>	M8 x 70	10+10	30
<b>BLS CG 01 08 080</b>	M8 x 80	5+5	30
<b>BLS CG 01 08 100</b>	M8 x 100	5+5	30
<b>M10</b>			
<b>BLS CG 01 10 030</b>	M10 x 30	5+5	30
<b>BLS CG 01 10 040</b>	M10 x 40	5+5	30
<b>BLS CG 01 10 050</b>	M10 x 50	5+5	30
<b>BLS CG 01 10 060</b>	M10 x 60	5+5	30
<b>BLS CG 01 10 070</b>	M10 x 70	3+3	30
<b>BLS CG 01 10 080</b>	M10 x 80	3+3	30
<b>A2 (AISI 304) stainless steel</b>			
<b>New Size</b> <b>BLS CG 52 08 025</b>	M8 x 25	4+4	30
<b>New Size</b> <b>BLS CG 52 10 030</b>	M10 x 30	4+4	30

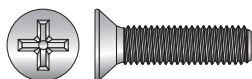




## BLS WI 51 INOX WAVE **NEW** Stainless Steel inBlister

Minimum order quantity: 1 carton

- DIN 965 - Cross type H flat CSK head machine screw, A2 stainless steel
- DIN 965 - Vis métrique TPS empreinte cruciforme, en acier INOX A2
- DIN 965 - Metrische TPS-Kreuzschlitzschraube Typ H, aus Edelstahl A2
- DIN 965 - Tornillo cabeza avellanada cruz tipo H, de acero inoxidable A2
- DIN 965 - Метрический винт с крестообразным шлицем, тип H, из нержавеющей стали A2




Item code	Size M x L (mm)	Pcs. per blister	Blister per carton
<b>M3 / Ph 1</b>			
BLS WI 51 03 016	M3 x 16	20	30
BLS WI 51 03 020	M3 x 20	20	30
BLS WI 51 03 025	M3 x 25	20	30
BLS WI 51 03 030	M3 x 30	20	30
<b>M4 / Ph 2</b>			
BLS WI 51 04 016	M4 x 16	20	30
BLS WI 51 04 020	M4 x 20	15	30
BLS WI 51 04 025	M4 x 25	15	30
BLS WI 51 04 030	M4 x 30	15	30
BLS WI 51 04 035	M4 x 35	10	30
BLS WI 51 04 040	M4 x 40	10	30
<b>M5 / Ph 2</b>			
BLS WI 51 05 016	M5 x 16	10	30
BLS WI 51 05 020	M5 x 20	10	30
BLS WI 51 05 025	M5 x 25	10	30
BLS WI 51 05 030	M5 x 30	8	30
BLS WI 51 05 040	M5 x 40	6	30
BLS WI 51 05 050	M5 x 50	4	30
BLS WI 51 05 060	M5 x 60	4	30
<b>M6 / Ph 3</b>			
BLS WI 51 06 020	M6 x 20	6	30
BLS WI 51 06 025	M6 x 25	6	30
BLS WI 51 06 030	M6 x 30	6	30
BLS WI 51 06 040	M6 x 40	6	30
BLS WI 51 06 050	M6 x 50	4	30
BLS WI 51 06 060	M6 x 60	4	30
BLS WI 51 06 070	M6 x 70	4	30
BLS WI 51 06 080	M6 x 80	4	30
<b>M8 / Ph 4</b>			
BLS WI 51 08 025	M8 x 25	6	30
BLS WI 51 08 030	M8 x 30	6	30
BLS WI 51 08 040	M8 x 40	4	30
BLS WI 51 08 050	M8 x 50	4	30



## BLS WID 51 INOX WAVE **NEW** Stainless Steel inBlister

Minimum order quantity: 1 carton

- DIN 965 - Cross type H flat CSK head machine screw with Hex Nut, A2 stainless steel
- DIN 965 - Vis métrique TPS empreinte cruciforme, avec écrou hexagonal, en acier INOX A2
- DIN 965 - Metrische TPS-Kreuzschlitzschraube Typ H, mit Sechskantmutter, aus Edelstahl A2
- DIN 965 - Tornillo cabeza avellanada cruz tipo H, con tuerca hexagonal, de acero inoxidable A2
- DIN 965 - Метрический винт с плоской головкой с крестообразным шлицем, тип H, с шестигранной гайкой, из нержавеющей стали A2



Item code	Size M x L (mm)	Pezzi in blister	Blister per carton
<b>M3 / Ph 1</b>			
BLS WID 51 03 016	M3 x 16	10+10	30
BLS WID 51 03 025	M3 x 25	8+8	30
BLS WID 51 03 030	M3 x 30	6+6	30
<b>M4 / Ph 2</b>			
BLS WID 51 04 020	M4 x 20	8+8	30
<b>M5 / Ph 2</b>			
BLS WID 51 05 020	M5 x 20	8+8	30
<b>M6 / Ph 3</b>			
BLS WID 51 06 050	M6 x 50	4+4	30



**KIT inBLISTER**  
Also available in Kit with metal display stand, see page 524








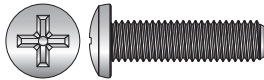
## BLS WF 51




  
Stainless Steel



Minimum order quantity: 1 carton

-  DIN 7985 - Cross type H pan head machine screw, A2 stainless steel
-  DIN 7985- Vis métrique Tête Cylindrique, empreinte cruciforme, en acier INOX A2
-  DIN 7985- Metrische Zylinderkopfschraube mit Kreuzschlitz Typ H, aus Edelstahl A2
-  DIN 7985- Tornillo cabeza cilíndrica cruz tipo H, de acero inoxidable A2
-  DIN 7985- Винт метрический с цилиндрической головкой и крестообразным шлицем типа Р6 из нержавеющей стали А2.



Item code	Size	 Pcs. per blister	 Blister per carton
		<i>M x L (mm)</i>	
<b>M3 / Ph 1</b>			
BLS WF 51 03 010	M3 x 10	20	30
BLS WF 51 03 016	M3 x 16	20	30
BLS WF 51 03 020	M3 x 20	20	30
BLS WF 51 03 025	M3 x 25	20	30
BLS WF 51 03 030	M3 x 30	20	30
<b>M4 / Ph 2</b>			
BLS WF 51 04 010	M4 x 10	20	30
BLS WF 51 04 012	M4 x 12	20	30
BLS WF 51 04 016	M4 x 16	20	30
BLS WF 51 04 020	M4 x 20	15	30
BLS WF 51 04 025	M4 x 25	15	30
BLS WF 51 04 030	M4 x 30	15	30
BLS WF 51 04 040	M4 x 40	10	30
<b>M5 / Ph 2</b>			
BLS WF 51 05 016	M5 x 16	10	30
BLS WF 51 05 020	M5 x 20	10	30
BLS WF 51 05 025	M5 x 25	10	30
BLS WF 51 05 030	M5 x 30	8	30
BLS WF 51 05 040	M5 x 40	6	30
BLS WF 51 05 050	M5 x 50	4	30
BLS WF 51 05 060	M5 x 60	4	30
<b>M6 / Ph 3</b>			
BLS WF 51 06 020	M6 x 20	6	30
BLS WF 51 06 025	M6 x 25	6	30
BLS WF 51 06 030	M6 x 30	6	30
BLS WF 51 06 035	M6 x 35	6	30
BLS WF 51 06 040	M6 x 40	6	30
BLS WF 51 06 050	M6 x 50	4	30
BLS WF 51 06 060	M6 x 60	4	30
BLS WF 51 06 070	M6 x 70	4	30









## BLS WFD 51




  
Stainless Steel



Minimum order quantity: 1 carton

-  DIN 7985 - Cross type H pan head machine screw with Hex Nut, A2 stainless steel
-  DIN 7985- Vis métrique Tête Cylindrique, empreinte cruciforme, avec écrou hexagonal, en acier INOX A2
-  DIN 7985- Metrische Zylinderkopfschraube, Kreuzschlitz Typ H, mit Sechskantmutter, aus Edelstahl A2
-  DIN 7985- Tornillo cabeza cilíndrica cruz tipo H, con tuerca hexagonal, de acero inoxidable A2
-  DIN 7985- Метрический винт с цилиндрической головкой, крестообразным шлицем типа Н, с шестигранной гайкой, из нержавеющей стали А2



Item code	Size	 Pcs. per blister	 Blister per carton
		<i>M x L (mm)</i>	
<b>M3 / Ph 1</b>			
BLS WFD 51 03 016	M3 x 16	10+10	30
BLS WFD 51 03 020	M3 x 20	8+8	30
BLS WFD 51 03 030	M3 x 30	6+6	30
<b>M4 / Ph 2</b>			
BLS WFD 51 04 010	M4 x 10	8+8	30
<b>M5 / Ph 2</b>			
BLS WFD 51 05 040	M5 x 40	4+4	30
BLS WFD 51 05 050	M5 x 50	4+4	30
<b>M6 / Ph 3</b>			
BLS WFD 51 06 020	M6 x 20	8+8	30
BLS WFD 51 06 030	M6 x 30	8+8	30
BLS WFD 51 06 050	M6 x 50	4+4	30



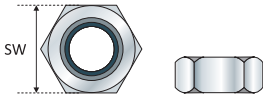


## BLS AR 01

*More info at page 424*

Minimum order quantity: 1 carton

- ✳️ **DIN 934 - Steel hexagonal nut, property class 6, zinc plated**
- 🇮🇹 **DIN 934- Ecrou hexagonal classe 6, zingué**
- 🇩🇪 **DIN 934 – Sechskantmutter Klasse 6, verzinkt**
- 🇪🇸 **DIN 934- Tuerca hexagonal clase 6, de acero cincado**
- 🇷🇺 **DIN 934- Стальная оцинкованная гайка, класса 6**



Item code	Size		Pcs. per blister	Blister per carton
	M	SW		
BLS AR 01 00 004	M4	7	25	30
BLS AR 01 00 005	M5	8	15	30
BLS AR 01 00 006	M6	10	15	30
BLS AR 01 00 008	M8	13	10	30
BLS AR 01 00 010	M10	17	10	30
BLS AR 01 00 012	M12	19	10	30
BLS AR 01 00 014	M14	22	5	30
BLS AR 01 00 016	M16	24	5	30
BLS AR 01 00 018	M18	27	5	30
BLS AR 01 00 020	M20	30	5	30

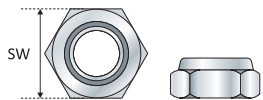


## BLS DJ 01

*More info at page 424*

Minimum order quantity: 1 carton

- ✳️ **DIN 982 - Hexagonal nylon insert lock nut, property class 8, zinc plated**
- 🇮🇹 **DIN 982- Ecrou hexagonal de blocage avec anneau en nylon, classe 8, zingué**
- 🇩🇪 **DIN 982- Selbstsichernde Sechskantmutter mit Nyloneinsatz, Klasse 8, verzinkt**
- 🇪🇸 **DIN 982- Tuerca hexagonal autoblocante con anillo de nylon, clase 8, de acero cincado**
- 🇷🇺 **DIN 982- Оцинкованная шестигранная самоконтрящаяся гайка с нейлоновым вкладышем, класса 8**



	Item code	Size		Pcs. per blister	Blister per carton
		M	SW		
New Size	BLS DJ 01 00 003	M3	5,5	15	30
New Size	BLS DJ 01 00 004	M4	7	15	30
	BLS DJ 01 00 005	M5	8	15	30
	BLS DJ 01 00 006	M6	10	15	30
	BLS DJ 01 00 008	M8	13	10	30
	BLS DJ 01 00 010	M10	17	10	30
New Size	BLS DJ 01 00 012	M12	19	10	30

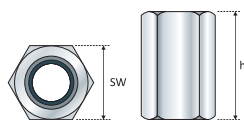


## BLS HC 01

**NEW inBlister**
*More info at page 425*

Minimum order quantity: 1 carton

- ✳️ **Hexagonal coupling nut, zinc plated**
- 🇮🇹 **Ecrou hexagonal de jointure, zingué**
- 🇩🇪 **Sechskant- Verbindungsmutter, verzinkt**
- 🇪🇸 **Manguito de unión hexagonal, de acero cincado**
- 🇷🇺 **Оцинкованная шестигранная соединительная гайка**



Item code	Size		Pcs. per blister	Blister per carton
	M x h	SW (mm)		
BLS HC 01 05 020	M5 x 20	8	15	30
BLS HC 01 06 030	M6 x 30	10	10	30
BLS HC 01 08 030	M8 x 30	13	10	30
BLS HC 01 08 040	M8 x 40	13	10	30
BLS HC 01 10 030	M10 x 30	17	10	30
BLS HC 01 10 040	M10 x 40	17	5	30
BLS HC 01 12 036	M12 x 36	19	5	30





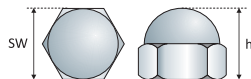
## BLS CY 01

**NEW**  
 inBlister

More info at page 427

Minimum order quantity: 1 carton

- 🇬🇧 DIN 1587 - Hexagonal domed cap nut, zinc plated
- 🇫🇷 DIN 1587- Ecrou borgne à calotte, zingué
- 🇩🇪 DIN 1587- Hutmutter, verzinkt
- 🇪🇸 DIN 1587- Tuerca ciega, de acero cincado
- 🇷🇺 DIN 1587- Колпачковая шестигранная гайка, класса 6



Item code	Size	Pcs. per blister	Blister per carton
	M / SW x h (mm)		
BLS CY 01 00 003	M3 / 5,5 x 6,5	15	30
BLS CY 01 00 004	M4 / 7 x 8	15	30
BLS CY 01 00 005	M5 / 8 x 10	15	30
BLS CY 01 00 006	M6 / 10 x 12	10	30
BLS CY 01 00 008	M8 / 13 x 15	10	30
BLS CY 01 00 010	M10 / 17 x 18	10	30
BLS CY 01 00 012	M 12 / 19 x 22	10	30



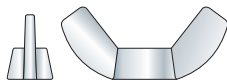
## BLS LJ 01

**NEW**  
 inBlister

More info at page 429

Minimum order quantity: 1 carton

- 🇬🇧 Wings nut, zinc plated (similar to UNI 5448)
- 🇫🇷 Ecrou à oreilles, zingué (similaire UNI 5448)
- 🇩🇪 Verzinkte Flügelmutter (ähnlich UNI 5448)
- 🇪🇸 Tuerca palomilla cincada (similar al UNI 5448)
- 🇷🇺 Оцинкованная барашковая гайка (на подобие UNI 5448)



Item code	Size	Pcs. per blister	Blister per carton
	M		
BLS LJ 01 00 004	M4	20	30
BLS LJ 01 00 005	M5	15	30
BLS LJ 01 00 006	M6	15	30
BLS LJ 01 00 008	M8	15	30
BLS LJ 01 00 010	M10	10	30
BLS LJ 01 00 012	M12	10	30



## BLS PD 01

**INOX WAVE**  
 Stainless Steel

More info at page 426

Minimum order quantity: 1 carton

- 🇬🇧 DIN 934 - A2 (AISI 304) stainless steel hex nut, property class 70
- 🇫🇷 DIN 934- Ecrou hexagonal en Acier Inox A2 (AISI 304), classe 70
- 🇩🇪 DIN 934- Sechskantmutter aus Edelstahl A2 (AISI 304), Klasse 70
- 🇪🇸 DIN 934- Tuerca Hexagonal de Acero Inoxidable A2 (AISI 304), clase de resistencia 70
- 🇷🇺 DIN 934- Шестигранная гайка из нержавеющей стали A2 (AISI 304), класс прочности 70



	Item code	Size	Pcs. per blister	Blister per carton
		M / SW		
New Size	BLS PD 01 00 003	M3 / 5,5	15	30
New Size	BLS PD 01 00 004	M4 / 7	15	30
New Size	BLS PD 01 00 005	M5 / 8	15	30
	BLS PD 01 00 006	M6 / 10	15	30
	BLS PD 01 00 008	M8 / 13	10	30
	BLS PD 01 00 010	M10 / 17	10	30
New Size	BLS PD 01 00 012	M12 / 19	10	30







## BLS DJ 51 INOX WAVE Stainless Steel

*More info at page 426*

Minimum order quantity: 1 carton

- 🇬🇧 DIN 985 - A2 (AISI 304) stainless steel hex nylon insert lock nut, property class 70
- 🇫🇷 DIN 985- Ecrou hexagonal de blocage en Acier Inox A2 (AISI 304), classe 70
- 🇩🇪 DIN 985- Selbstsichernde Sechskantmutter aus Edelstahl A2 (AISI 304), Klasse 70
- 🇪🇸 DIN 985- Tuerca Hexagonal Autoblocante de Acero Inoxidable A2 (AISI 304), clase de resistencia 70
- 🇷🇺 DIN 985 - Шестигранная самоконтрящаяся гайка из нержавеющей стали A2 (AISI 304) с нейлоновым вкладышем, класс прочности 70



	Item code	Size	Pcs. per blister	Blister per carton
		M / SW		
New Size	BLS DJ 51 00 003	M3 / 5,5	15	30
New Size	BLS DJ 51 00 004	M4 / 7	15	30
New Size	BLS DJ 51 00 005	M5 / 8	15	30
	BLS DJ 51 00 006	M6 / 10	10	30
	BLS DJ 51 00 008	M8 / 13	10	30
	BLS DJ 51 00 010	M10 / 17	10	30
New Size	BLS DJ 51 00 012	M12 / 19	10	30

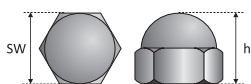


## BLS CW 01 INOX WAVE Stainless Steel

*More info at page 427*

Minimum order quantity: 1 carton

- 🇬🇧 DIN 1587 - Hexagonal domed cap nut, A2 (AISI 304) stainless steel
- 🇫🇷 DIN 1587- Ecrou borgne à calotte, Acier inox A2 (AISI 304)
- 🇩🇪 DIN 1587- Hutmutter, Edestahl A2 (AISI 304)
- 🇪🇸 DIN 1587- Tuerca ciega, Acero inoxidable A2 (AISI 304)
- 🇷🇺 DIN 1587- Колпачковая шестигранная гайка, из нержавеющей стали A2 (AISI 304)



	Item code	Size	Pcs. per blister	Blister per carton
		M / SW x h (mm)		
New Size	BLS CW 01 00 003	M3 / 5,5 x 6,5	15	30
New Size	BLS CW 01 00 004	M4 / 7 x 8	15	30
New Size	BLS CW 01 00 005	M5 / 8 x 10	15	30
	BLS CW 01 00 006	M6 / 10 x 12	10	30
	BLS CW 01 00 008	M8 / 13 x 15	10	30
	BLS CW 01 00 010	M10 / 17 x 18	10	30
New Size	BLS CW 01 00 012	M12 / 19 x 22	10	30



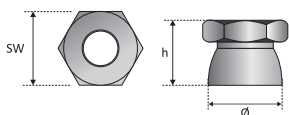
## BLS HB 51 INOX WAVE Stainless Steel

**NEW**  
inBLISTER

*More info at page 429*

Minimum order quantity: 1 carton

- 🇬🇧 Through-in security break-off hex nut with hemispheric shank
- 🇫🇷 Ecrou borgne à calotte de sécurité
- 🇩🇪 Abrißmutter
- 🇪🇸 Cabeza semiesférica inviolable con tuerca hexagonal
- 🇷🇺 нтивандальная отрывная гайка с конической головкой



	Item code	Size	Pcs. per blister	Blister per carton
		M / SW / h		
	BLS HB 51 13 008	M8 / 13 / 12	4	30
	BLS HB 51 17 008	M8 / 17 / 14	4	30
	BLS HB 51 17 010	M10 / 17 / 15	4	30



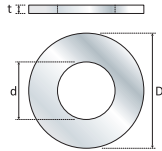




## BLS BO 01

More info at page 430

Minimum order quantity: 1 carton

- ✳️ DIN 125 - Steel plain washer (similar to ISO 7091 - DIN 126), zinc plated, hardness class HV 100
- 🇫🇷 DIN 125- Rondelle zinguée (similaire ISO 7091- DIN 126), classe de dureté HV 100
- 🇩🇪 DIN 125-Verzinkte Scheibe (ähnlich ISO 7091- DIN 126), Härteklasse HV 100
- 🇪🇸 DIN 125- Arandela plana de acero cincado (similar a ISO 7091- DIN 126), clase de dureza HV 100
- 🇷🇺 DIN 125- Оцинкованная стальная шайба (на подобие ISO 7091- DIN 126), класс твердости HV 100



Item code	Size $d \times D \times t$ (mm)	For screws M	 Pcs. per blister	 Blister per carton
BLS BO 01 00 004	4,3 x 9 x 0,8	M4	15	30
BLS BO 01 00 005	5,3 x 10 x 1	M5	15	30
BLS BO 01 00 006	6,4 x 12,5 x 1,6	M6	15	30
BLS BO 01 00 008	8,4 x 17 x 1,6	M8	10	30
BLS BO 01 00 010	10,5 x 21 x 2	M10	10	30
BLS BO 01 00 012	13 x 24 x 2,5	M12	10	30
BLS BO 01 00 014	15 x 28 x 2,5	M14	5	30
BLS BO 01 00 016	17 x 30 x 3	M16	5	30
BLS BO 01 00 018	19 x 34 x 3	M18	5	30
BLS BO 01 00 020	21 x 37 x 3	M20	5	30

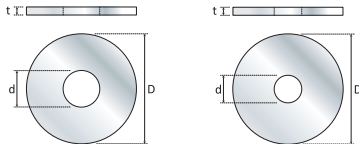




## BLS BO 02

More info at page 430

Minimum order quantity: 1 carton

- ✳️ Steel plain washer large series and extra large series, zinc plated, hardness class HV 100
- 🇫🇷 Rondelle zinguée série large et extra large, classe de dureté HV 100
- 🇩🇪 Verzinkte breite und extrabreite Scheibe, Härteklasse HV 100
- 🇪🇸 Arandela plana de acero cincado serie ancha y extra ancha, clase de dureza HV 100
- 🇷🇺 Оцинкованная стальная шайба, класс твердости HV 100



Item code	Size $d \times D \times t$ (mm)	For screws M	 Pcs. per blister	 Blister per carton
<b>Large series (similar to ISO 7093-2 - DIN 9021 - UNI 6593)</b>				
BLS BO 02 04 012	4,3 x 12 x 1,2	M4	15	30
BLS BO 02 05 015	5,3 x 15 x 1,2	M5	15	30
BLS BO 02 06 018	6,5 x 18 x 1,5	M6	15	30
BLS BO 02 08 024	8,5 x 24 x 2	M8	10	30
BLS BO 02 10 030	10,5 x 30 x 2,5	M10	10	30
BLS BO 02 12 036	12,5 x 36 x 3	M12	10	30
<b>extra large series (similar to ISO 7094)</b>				
BLS BO 02 06 024	6,5 x 24 x 2	M6	15	30
BLS BO 02 08 032	8,5 x 32 x 2	M8	10	30



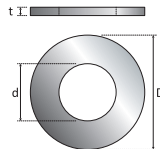


**BLS PA 21** **INOX WAVE**  
Stainless Steel

More info at page 434

Minimum order quantity: 1 carton

- 🇬🇧 ISO 7089 (DIN 125) - A2 (AISI 304) plain washer
- 🇫🇷 ISO 7089 (DIN 125) - Rondelle en Acier Inox A2 (AISI 304)
- 🇩🇪 ISO 7089 (DIN 125) - Scheibe aus Edelstahl A2 (AISI 304)
- 🇪🇸 ISO 7089 (DIN 125) - Arandela de Acero Inoxidable A2 (AISI 304)
- 🇷🇺 ISO 7089 (DIN 125) - Шайба из нержавеющей стали A2



	Item code	Size <i>d x D x t (mm)</i>	For screws <i>M</i>	Pcs. per blister	Blister per carton
New Size	BLS PA 21 03 006	3,2 x 6 x 0,5	M3	15	30
New Size	BLS PA 21 04 008	4,3 x 8 x 0,8	M4	15	30
New Size	BLS PA 21 05 010	5,3 x 10 x 1	M5	15	30
	BLS PA 21 06 012	6,4 x 12 x 1,6	M6	15	30
	BLS PA 21 08 016	8,4 x 16 x 1,6	M8	10	30
	BLS PA 21 10 020	10,5 x 20 x 2	M10	10	30
New Size	BLS PA 21 12 024	13 x 24 x 2,5	M12	10	30

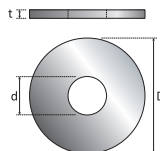


**BLS NJ 21** **INOX WAVE**  
Stainless Steel

More info at page 434

Minimum order quantity: 1 carton

- 🇬🇧 ISO 7093 (DIN 9021) - A2 (AISI 304) plain washer large series
- 🇫🇷 ISO 7093 (DIN 9021) - Rondelle large en Acier Inox A2 (AISI 304)
- 🇩🇪 ISO 7093 (DIN 9021) - Breite Scheibe aus Edelstahl A2 (AISI 304)
- 🇪🇸 ISO 7093 (DIN 9021) - Arandela ancha de Acero Inoxidable A2 (AISI 304)
- 🇷🇺 ISO 7093 (DIN 9021) - Широкая шайба из нержавеющей стали A2 (AISI 304)



	Item code	Size <i>d x D x t (mm)</i>	For screws <i>M</i>	Pcs. per blister	Blister per carton
New Size	BLS NJ 21 03 009	3,2 x 9 x 0,8	M3	15	30
New Size	BLS NJ 21 04 012	4,3 x 12 x 1	M4	15	30
New Size	BLS NJ 21 05 015	5,3 x 15 x 1	M5	15	30
	BLS NJ 21 06 018	6,4 x 18 x 1,6	M6	15	30
	BLS NJ 21 08 024	8,4 x 24 x 2	M8	10	30
	BLS NJ 21 10 030	10,5 x 30 x 2,5	M10	10	30
New Size	BLS NJ 21 12 036	13 x 37 x 3	M12	10	30

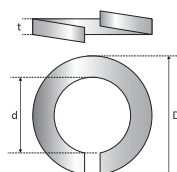


**BLS SZ 51** **INOX WAVE**  
Stainless Steel

NEW  
inBlister

Minimum order quantity: 1 carton

- 🇬🇧 Spring washer, A2 (AISI 304) stainless steel
- 🇫🇷 Rondelle fendue, en acier INOX A2 (AISI 304)
- 🇩🇪 Gebrochene Unterlegscheibe, aus Edelstahl A2 (AISI 304)
- 🇪🇸 Arandela helicoidal de presión, de acero inoxidable A2 (AISI 304)
- 🇷🇺 Шайба пружинная, гровер из нержавеющей стали A2



	Item code	Size <i>d x D x t (mm)</i>	Pcs. per blister	Blister per carton
	BLS SZ 51 00 003	3 x 6,2 x 0,8	20	30
	BLS SZ 51 00 004	4 x 7,6 x 0,9	20	30
	BLS SZ 51 00 005	5 x 9,2 x 1,2	20	30
	BLS SZ 51 00 006	6 x 11,8 x 1,6	10	30
	BLS SZ 51 00 008	8 x 14,8 x 2	10	30
	BLS SZ 51 00 010	10 x 18,1 x 2,2	10	30
	BLS SZ 51 00 012	12 x 21,1 x 2,5	10	30



**KIT inBLISTER**  
Also available in Kit with metal display stand, see page 524



## BLS DI 01 NEW inBlister *More info at page 183*

Minimum order quantity: 1 carton

- ✦ **Mixer nozzles for two components resin in cartridge, natural white colour**
- 🇫🇷 Mélangeur universel pour cartouche de résine bi-composent, couleur blanche naturelle
- 🇩🇪 Universal- Mischer für doppelkomponent Harzkartusche
- 🇪🇸 Mezclador universal para resina bicomponente
- 🇷🇺 Универсалный сместитель для двухкомпонентный инъекционный состав


 Suitable for cartridges of  
 300 - 345 - 380 - 400 - 470 - 900

Item code	Length (mm)	Helix length (mm)	Pcs. per blister	Blister per carton
BLS DI 01 00 400	215	70	2	20



## BLS ZO NEW inBlister *More info at page 380*

Minimum order quantity: 1 carton

- ✦ **Standard nozzle for sealant/adhesive cartridges, natural white colour**
- 🇫🇷 Canule standard pour cartouches silicone/colle mastic, couleur blanche naturelle
- 🇩🇪 Standarddüse für Dicht- und Klebstoff Kartuschen, weiß
- 🇪🇸 Boquilla estándar para cartuchos de selladores y adhesivos, blanca
- 🇷🇺 Стандартная насадка для герметика / клей картриджей, белого цвета


 Suitable for cartridges of  
 280 - 290 - 300 - 310

Item code	Length (mm)	Pcs. per blister	Blister per carton
BLS ZO 00 00 110	110	2	20

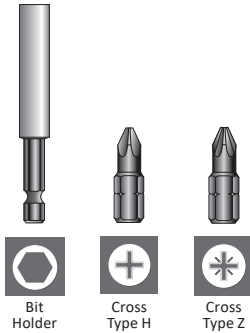




**BLS BIT 00** NEW inBlister

Minimum order quantity: 1 carton

- ✦ Assortment of bit holder, cross type H (PH) and cross type Z (PZ) power bits set, for power screwdrivers
- 🇮🇹 Assortiment d' embouts cruciformes typologie H (PH) et Z (PZ) et porte-bit magnétique pour tournevis
- 🇩🇪 Sortiment aus H-Typ (PH) und Z-Typ (PZ) Kreuzbits und magnetischen Einsatzhaltern, für Schraubendreher
- 🇪🇸 Surtido de puntas de atornillar cruz tipo H (PH) y tipo Z (PZ) y portapuntas magnético, para atornilladores
- 🇷🇺 Набор крестообразных насадок H-типа (PH) и Z-типа (PZ) и держателя магнитной вставки для отверток



Item code	Pcs. per blister	Blister per carton
BLS BIT 00 00 001	6	20

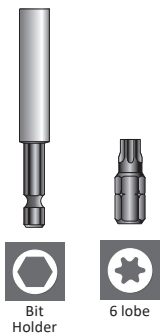
Composed by	Description	Size	Bit length (mm)	Pcs. per blister
FO 01 14 060	Magnetic bit holder 1/4" hex shank	1/4"	60	1
FK 01 02 025	Cross type H power bit, 1/4" hex shank	2	25	1
FK 01 03 025	Cross type H power bit, 1/4" hex shank	3	25	1
FL 01 01 025	Cross type Z power bit, 1/4" hex shank	1	25	1
FL 01 02 025	Cross type Z power bit, 1/4" hex shank	2	25	1
FL 01 03 025	Cross type Z power bit, 1/4" hex shank	3	25	1



**BLS BIT 00** NEW inBlister

Minimum order quantity: 1 carton






- ✦ Assortment of bit holder and 6-lobe power bits set, for power screwdrivers
- 🇮🇹 Assortiment d' embouts pour cavités à six lobes et porte-bit magnétique pour tournevis
- 🇩🇪 Sortiment aus 6-Loch-Schlitz-Einsätzen und magnetischer Einsatzhalter, für Schraubendreher
- 🇪🇸 Surtido de puntas de atornillar 6 lóbulos internos y portapuntas magnético, para atornilladores
- 🇷🇺 Набор 6-лепестковых шлицевых вставок и магнитного держателя для отверток




















Item code	Pcs. per blister	Blister per carton
BLS BIT 00 00 002	6	20


Composed by	Description	Size	Bit length (mm)	Pcs. per blister
FO 01 14 060	Magnetic bit holder 1/4" hex shank	1/4"	60	1
FM 01 10 025	6-lobe power bits, 1/4" hex shank	10	25	1
FM 01 15 025	6-lobe power bits, 1/4" hex shank	15	25	1
FM 01 20 025	6-lobe power bits, 1/4" hex shank	20	25	1
FM 01 25 025	6-lobe power bits, 1/4" hex shank	25	25	1
FM 01 30 025	6-lobe power bits, 1/4" hex shank	30	25	1



-  KIT BLS 01 001 - Assortment of heavy duty anchors in PE blister bag, with metal display stand
-  KIT BLS 01 001- Assortiment pour fixations lourdes et mi-lourdes dans sachets de polyethylene, avec étagère murale en métal
-  KIT BLS 01 001- Sortiment von Schwerlastdübel im Polyethylen-Beutel, mit Metallständer
-  KIT BLS 01 001- Expositor metálico completo de surtido de fijaciones medias y pesadas en blister
-  KIT BLS 01 001- Набор анкеров для тяжелых нагрузок в ПЭ мешке, с металлическим стеновым экспозитором

Item code	Metal display stand Item code	Metal display stand size L x h x P (cm)
<b>KIT BLS 01 001</b>	<b>SFB 52 01 234</b>	100 x 234 x 50


Composed by		Item code	Size	Pcs. per blister	Blister per carton	Position in the wall stand	
	LZ 01 Sleeve anchor with hex head screw, zinc plated	BLS LZ 01 08 045	8 x 45	4	20	Row "A"	A1
		BLS LZ 01 10 065	10 x 65	4	20		A2
		BLS LZ 01 10 080	10 x 80	4	20		A3
		BLS LZ 01 12 065	12 x 65	4	20		A4
	ZJE 01 Zinc plated wedge anchor, ETA-CE certified	BLS ZJE 01 06 060	6 x 60	4	20		A5
		BLS ZJE 01 08 075	8 x 75	4	20		A6
		BLS ZJE 01 08 090	8 x 90	4	20		A7
		BLS ZJE 01 10 090	10 x 90	4	20		A8
	VS 11 Multi-purpose nylon anchor with zinc plated hex screw, ETA-CE certified	BLS VS 11 08 080	8 x 80	6+6	20	Row "B"	B1
		BLS VS 11 08 100	8 x 100	6+6	20		B2
		BLS VS 11 10 080	10 x 80	4+4	20		B3
		BLS VS 11 10 100	10 x 100	4+4	20		B4
		BLS VS 11 10 120	10 x 120	4+4	20		B5
	VS 13 Multi-purpose nylon anchor with A4-70 (AISI 316) hex screw	BLS VS 13 08 100	8 x 100	6+6	20		B6
		BLS VS 13 10 080	10 x 80	4+4	20		B7
		BLS VS 13 10 100	10 x 100	4+4	20		B8
	VS 31 Multi-purpose nylon anchor with zinc plated hex screw, ETA-CE certified	BLS VS 31 08 080	8 x 80	6+6	20	Row "C"	C1
		BLS VS 31 08 100	8 x 100	6+6	20		C2
		BLS VS 31 10 080	10 x 80	4+4	20		C3
		BLS VS 31 10 100	10 x 100	4+4	20		C4
	VS 33 Multi-purpose nylon anchor with A4-70 (AISI 316) hex screw, ETA-CE certified	BLS VS 33 08 100	8 x 100	6+6	20		C5
		BLS VS 33 10 080	10 x 80	4+4	20		C6
		BLS VS 33 10 100	10 x 100	4+4	20		C7
		BLS VS 33 10 100	10 x 100	4+4	20		C8
	DXE 01 Sleeve anchor with nut, with hex head screw, ETA-CE certified	BLS DXE 01 10 050	10 x 50	4	20	Row "D"	D1
		BLS DXE 01 12 060	12 x 60	4	20		D2
	DX 03 Sleeve anchors with nut, with hook screw	BLS DX 03 10 045	10 x 45	2	20		D3
		DX 02 Sleeve anchors with nut, with eye screw	BLS DX 02 10 045	10 x 45	2		20
	CQ 01 Zinc plated steel anchor, with hex head screw		BLS CQ 01 12 045	12 x 45	2		20
		BLS CQ 01 14 050	14 x 50	2	20		D6
	DAT 02 Slotted dog point steel bar 8.8 grade with hex nut and washer, zinc plated	BLS DAT 02 06 120	M6 x 120	4	20		D7
		BLS DAT 02 08 120	M8 x 120	4	20		D8
	FV 01 Nylon sleeve for chemical anchors	BLS FV 01 12 080	12 x 80	2	20	Row "E"	E1
		BLS FV 01 15 085	15 x 85	2	20		E2
	YV 01 Nylon sleeve for chemical anchors, with steel hook screw	BLS YV 01 08 065	12 x 60	2+2	10		E3
		BLS YV 01 10 081	15 x 85	2+2	10		E4
	YW 01 Nylon sleeve for chemical anchors, with steel eye screw	BLS YW 01 08 065	12 x 60	2+2	10		E5
		BLS YW 01 10 081	15 x 85	2+2	10		E6
	ZX 01 Nylon sleeve for chemical anchors, with steel bar 5.8 grade, hex nut and washer	BLS ZX 01 08 105	12 x 80	2+2	10		E7
		BLS ZX 01 10 110	15 x 85	2+2	10		E8
	DGE 01 Polyester resin - ETA-CE certified	DGE 01 00 300	300 ml	1	15	Row "F"	F1
		DGE 01 00 400	400 ml	1	12		F2
	DGE 02 Vinylester resin - ETA-CE certified	DGE 02 00 300	300 ml	1	15		F3
		DGE 02 00 400	400 ml	1	12		F4
	DI 01 Mixer nozzle for chemical anchors	DI 01 00 400	215 x 70	1	30		F5
	DH 01 Professional han gun for chemical anchors	DH 01 00 400	-	1	4		F6
		DH 01 01 300	-	1	4		F7
	DW 01 Pump for hole cleaning	DW 01 00 001	-	1	4		F8








- KIT BLS 01 002 - Assortment of drilling/tapping screws (for metals) in PE blister bag, with metal display stand
- KIT BLS 01 002- Assortiment de vis autoperceuses/autotaraudeuse (pour métal) dans sachets de polyéthylène, avec étagère murale en métal
- KIT BLS 01 002- Sortiment von Bohrschrauben/Blechschauben (für Metall) im Polyethylen-Beutel, mit Metallständer
- KIT BLS 01 002- Expositor metálico completo de surtido de tornillos para metal en blister
- KIT BLS 01 002- Набор саморезов для металла в ПЭ мешке, с металлическим стеновым экспозитором


Item code	Metal display stand Item code	Metal display stand size L x h x P (cm)
<b>KIT BLS 01 002</b>	<b>SFB 52 01 234</b>	100 x 234 x 50



















Composed by	Item code	Size	Pcs. per blister	Blister per carton	Position in the wall stand	
					Row	Position
 SD 01 Hexagonal flat washer head self drilling screw, zinc plated	BLS SD 01 63 020	6,3 x 20	20	10	Row "A"	A1
	BLS SD 01 63 030	6,3 x 30	20	10		A2
	BLS SD 01 63 050	6,3 x 50	20	10		A3
	BLS SD 01 63 060	6,3 x 60	20	10		A4
	BLS SD 01 63 080	6,3 x 80	10	10		A5
	BLS SD 01 63 100	6,3 x 100	10	10		A6
	BLS SD 01 63 120	6,3 x 120	10	10		A7
	BLS SD 01 63 140	6,3 x 140	10	10		A8
 CK 01 Pan head self drilling screw, zinc plated	BLS CK 01 35 016	3,5 x 16	50	30	Row "B"	B1
	BLS CK 01 39 019	3,9 x 19	50	30		B2
	BLS CK 01 39 025	3,9 x 25	25	30		B3
	BLS CK 01 39 038	3,9 x 38	25	30		B4
	BLS CK 01 42 016	4,2 x 16	25	30		B5
	BLS CK 01 42 025	4,2 x 25	25	30		B6
	BLS CK 01 48 022	4,8 x 22	25	30		B7
	BLS CK 01 48 032	4,8 x 32	25	30		B8
 CK 01 Pan head self drilling screw, zinc plated	BLS CK 01 48 038	4,8 x 38	25	30	Row "C"	C1
	BLS CK 01 55 025	5,5 x 25	20	30		C2
	BLS CK 01 55 032	5,5 x 32	20	30		C3
	BLS CK 01 55 050	5,5 x 38	10	30		C4
 CH 01 Countersunk head self drilling screw, zinc plated	BLS CH 01 35 016	3,5 x 16	50	30	Row "C"	C5
	BLS CH 01 39 019	3,9 x 19	50	30		C6
	BLS CH 01 39 025	3,9 x 25	25	30		C7
	BLS CH 01 39 038	3,9 x 38	25	30		C8
 CH 01 Countersunk head self drilling screw, zinc plated	BLS CH 01 42 016	4,2 x 16	25	30	Row "D"	D1
	BLS CH 01 42 025	4,2 x 25	25	30		D2
	BLS CH 01 48 022	4,8 x 22	25	30		D3
	BLS CH 01 48 032	4,8 x 32	25	30		D4
	BLS CH 01 48 038	4,8 x 38	25	30		D5
	BLS CH 01 55 025	5,5 x 25	20	30		D6
	BLS CH 01 55 032	5,5 x 32	20	30		D7
	BLS CH 01 55 050	5,5 x 50	10	30		D8
 LK 01 Pan head self tapping screw, zinc plated	BLS LK 01 35 016	3,5 x 16	50	30	Row "E"	E1
	BLS LK 01 35 025	3,5 x 25	25	30		E2
	BLS LK 01 39 019	3,9 x 19	50	30		E3
	BLS LK 01 39 032	3,9 x 32	25	30		E4
	BLS LK 01 42 025	4,2 x 25	25	30		E5
	BLS LK 01 48 022	4,8 x 22	25	30		E6
	BLS LK 01 55 038	5,5 x 38	20	30		E7
	BLS LK 01 63 032	6,3 x 32	20	30		E8
 LH 01 Countersunk head self tapping screw, zinc plated	BLS LH 01 35 016	3,5 x 16	50	30	Row "F"	F1
	BLS LH 01 35 025	3,5 x 25	25	30		F2
	BLS LH 01 39 019	3,9 x 19	50	30		F3
	BLS LH 01 39 032	3,9 x 32	25	30		F4
	BLS LH 01 42 025	4,2 x 25	25	30		F5
	BLS LH 01 48 022	4,8 x 22	25	30		F6
	BLS LH 01 55 038	5,5 x 38	20	30		F7
	BLS LH 01 63 032	6,3 x 32	20	30		F8



-  KIT BLS 01 003 - Assortment of plugs in PE blister bag, with metal display stand
-  KIT BLS 01 003- Assortiment vis et chevilles pour fixations légères dans sachets de polyethylene, avec étagère murale en métal
-  KIT BLS 01 003- Sortiment von Dübel im Polyethylen-Beutel, mit Metallständer
-  KIT BLS 01 003- Expositor metálico completo de surtido de tacos y tornillos para fijaciones ligeras en blister
-  KIT BLS 01 003- Набор дюбелей в ПЭ мешке, с металлическим стеновым экспозитором

Item code	Metal display stand Item code	Metal display stand size L x h x P (cm)
KIT BLS 01 003	SFB 52 01 234	100 x 234 x 50








Composed by		Item code	Size	Pcs. per blister	Blister per carton	Position in the wall stand
	VZ 01 Multi-purpose nylon anchor	BLS VZ 01 06 032	6 x 32	30	20	Row "A"
		BLS VZ 01 08 042	8 x 42	20	20	
	VZ 02 Multi-purpose nylon anchor with CSK screw	BLS VZ 02 06 032	6 x 32	15+15	30	Row "A"
		BLS VZ 02 06 045	6 x 45	15+15	30	
		BLS VZ 02 08 042	8 x 42	10+10	30	
		BLS VZ 02 08 052	8 x 52	10+10	30	
	VZ 46 Multi-purpose nylon anchor with CSK screw + drill	BLS VZ 46 10 050	10 x 50	4+4 + 1	20	A8
	AX 05 Rimmed nylon anchor with CSK screw	BLS AX 05 05 025	5 x 25	20+20	30	Row "B"
		BLS AX 05 06 030	6 x 30	15+15	30	
		BLS AX 05 08 040	8 x 40	10+10	30	
	AX 46 Rimless nylon anchor with CSK screw + drill	BLS AX 05 10 050	10 x 50	4+4	30	Row "B"
		BLS AX 46 05 025	5 x 25	16+16 + 1	20	
		BLS AX 46 06 030	6 x 30	10+10 + 1	20	
		BLS AX 46 08 040	8 x 40	6+6 + 1	20	
	AY Nylon anchors with special screws AY 01 with combi oval countersunk head screw AY 02 with short "L" screw AY 03 with medium "L" screw AY 04 with long "L" screw AY 05 with dual thread screw AY 06 with hook screw AY 07 with eye screw	BLS AY 01 09 040	9 x 40	6	20	Row "C"
BLS AY 02 09 040		9 x 40	6	20		
BLS AY 03 09 040		9 x 40	6	20		
BLS AY 04 09 040		9 x 40	6	20		
BLS AY 05 09 040		9 x 40	4	20		
BLS AY 06 09 040		9 x 40	6	20		
BLS AY 07 09 040		9 x 40	6	20		
	LA 01 Rimless nylon anchor with brass plated "L" screw	BLS LA 01 04 020	4 x 20	20+20	20	C8
	DY Zinc plated steel anchors with screw DY 01 with combi oval countersunk head screw DY 02 with short "L" screw DY 03 with medium "L" screw DY 05 with dual thread screw DY 06 with hook screw DY 07 with eye screw	BLS DY 01 09 040	9 x 40	4	20	Row "D"
		BLS DY 02 09 040	9 x 40	4	20	
		BLS DY 03 09 040	9 x 40	4	20	
		BLS DY 05 09 040	9 x 40	4	20	
		BLS DY 06 09 040	9 x 40	4	20	
		BLS DY 07 09 040	9 x 40	4	20	
			BJ 05 Steel toggle anchor with screw	BLS BJ 05 04 080	4 x 80	
	BJ 06 Steel toggle anchor with eye screw	BLS BJ 06 04 070	4 x 70	2	20	D8
	HP 01 Hollow wall anchors with pan head screw HP 03 Hollow wall anchors with "L" screw HP 04 Hollow wall anchors with hook screw HQ 01 Tools for hollow wall anchors installing	BLS HP 01 05 053	5 x 53	4	20	Row "E"
		BLS HP 03 05 037	5 x 37	4	10	
		BLS HP 04 05 037	5 x 37	4	10	
		HQ 01 00 003	-	1	6	
	HE 01 Zinc alloy self drilling anchor with pan head screw	BLS HE 01 13 034	13 x 34	5+5	20	E5
	HF 01 Nylon self drilling anchor with pan head screw	BLS HF 01 15 032	15 x 32	5+5	20	E6
	AO 01 Nylon anchor with dual thread screw for wash-basin fixing	BLS AO 01 10 120	12 x 60	2+2	10	E7
	AP 01 Nylon anchor with dual thread screw for WC floor fixing	BLS AP 01 06 080	8 x 40	4+4	10	E8
	CI 01 Drywall self drilling screw pan head, zinc plated	BLS CI 01 42 019	4,2 x 19	50	30	Row "F"
		BLS CI 01 42 025	4,2 x 25	50	30	
		BLS CI 01 48 032	4,8 x 32	25	30	
	DU 01 Drywall self drilling screw bugle head, black phosphated	BLS DU 01 03 025	3,5 x 25	50	30	Row "F"
		BLS DU 01 03 035	3,5 x 35	30	30	
	BP 01 Drywall self tapping screw bugle head, black phosphated, CE certified	BLS BP 01 03 025	3,5 x 25	100	30	Row "F"
		BLS BP 01 03 035	3,5 x 35	50	30	
		BLS BP 01 03 045	3,5 x 45	30	30	Row "F"



- KIT BLS 01 004 - Assortment of screws for wood in PE blister bag, with metal display stand
- KIT BLS 01 004- Assortiment de vis à bois dans sachets de polyethylene, avec étagère murale en métal
- KIT BLS 01 004- Sortiment von Holzschrauben im Polyethylen-Beutel, mit Metallständer
- KIT BLS 01 004- Expositor metálico completo de surtido de tornillos para madera en blister
- KIT BLS 01 004- Набор шурупов по дереву в ПЭ мешке, с металлическим стеновым экспоситором


Item code	Metal display stand Item code	Metal display stand size L x h x P (cm)
KIT BLS 01 004	SFB 52 01 234	100 x 234 x 50










Composed by	Item code	Size	Pcs. per blister	Blister per carton	Position in the wall stand		
					Row	Position	
	<b>FT 01</b> Flat CSK head chipboard screw, A2 (AISI 304) stainless steel, CE certified	BLS FT 01 30 020	3 x 20	50	30	Row "A"	A1
		BLS FT 01 30 030	3 x 30	50	30		A2
		BLS FT 01 35 050	3,5 x 50	50	30		A3
		BLS FT 01 40 040	4 x 40	25	30		A4
		BLS FT 01 45 040	4,5 x 40	25	30		A5
		BLS FT 01 45 060	4,5 x 60	25	30		A6
		BLS FT 01 50 050	5 x 50	25	30		A7
		BLS FT 01 50 060	5 x 60	25	30		A8
<b>TK 01</b> Flat CSK head chipboard zinc plated screw, CE certified	<b>TK 01</b> Flat CSK head chipboard zinc plated screw, CE certified	BLS TK 01 30 020	3 x 20	50	30	Row "B"	B1
		BLS TK 01 30 030	3 x 30	50	30		B2
		BLS TK 01 35 030	3,5 x 30	50	30		B3
		BLS TK 01 35 040	3,5 x 40	50	30		B4
		BLS TK 01 40 040	4 x 40	25	30		B5
		BLS TK 01 40 050	4 x 50	25	30		B6
		BLS TK 01 45 040	4,5 x 40	25	30		B7
		BLS TK 01 50 050	5 x 50	25	30		B8
<b>TK02</b> Flat CSK head chipboard yellow zinc plated screw, CE certified	<b>TK02</b> Flat CSK head chipboard yellow zinc plated screw, CE certified	BLS TK 02 30 020	3 x 20	50	30	Row "C"	C1
		BLS TK 02 30 030	3 x 30	50	30		C2
		BLS TK 02 35 030	3,5 x 30	50	30		C3
		BLS TK 02 35 040	3,5 x 40	50	30		C4
		BLS TK 02 40 040	4 x 40	25	30		C5
		BLS TK 02 40 050	4 x 50	25	30		C6
		BLS TK 02 45 040	4,5 x 40	25	30		C7
		BLS TK 02 50 050	5 x 50	25	30		C8
<b>TK04</b> Flat CSK head chipboard bronze plated screw, CE certified	<b>TK04</b> Flat CSK head chipboard bronze plated screw, CE certified	BLS TK 04 30 020	3 x 20	50	30	Row "D"	D1
		BLS TK 04 30 030	3 x 30	50	30		D2
		BLS TK 04 35 030	3,5 x 30	50	30		D3
		BLS TK 04 35 040	3,5 x 40	50	30		D4
		BLS TK 04 40 040	4 x 40	25	30		D5
		BLS TK 04 40 050	4 x 50	25	30		D6
		BLS TK 04 45 040	4,5 x 40	25	30		D7
		BLS TK 04 50 050	5 x 50	25	30		D8
<b>TJ 02</b> Flat CSK head chipboard screw, yellow zinc plated, CE certified	<b>TJ 02</b> Flat CSK head chipboard screw, yellow zinc plated, CE certified	BLS TJ 02 40 040	4 x 40	25	30	Row "E"	E1
		BLS TJ 02 40 050	4 x 50	25	30		E2
		BLS TJ 02 45 050	4,5 x 50	25	30		E3
		BLS TJ 02 45 060	4,5 x 60	25	30		E4
		BLS TJ 02 50 060	5 x 60	25	30		E5
		BLS TJ 02 50 080	5 x 80	25	30		E6
		BLS TJ 02 60 050	6 x 50	25	30		E7
		BLS TJ 02 60 080	6 x 80	25	30		E8
<b>BA 01</b> Hexagonal head wood screw, zinc plated	<b>BA 01</b> Hexagonal head wood screw, zinc plated	BLS BA 01 06 060	6 x 60	15	30	Row "F"	F1
		BLS BA 01 08 050	8 x 50	10	30		F2
		BLS BA 01 08 070	8 x 70	5	30		F3
		BLS BA 01 10 080	10 x 80	5	30		F4
<b>EA 01</b> "L" shaped wood screw, zinc plated	<b>EA 01</b> "L" shaped wood screw, zinc plated	BLS EA 01 18 040	18 x 40	15	30	Row "F"	F5
		BLS EA 01 21 080	21 x 80	10	30		F6
<b>GG 01</b> Eye wood screw, zinc plated	<b>GG 01</b> Eye wood screw, zinc plated	BLS GG 01 18 040	18 x 40	10	30	Row "F"	F7
		BLS GG 01 20 070	20 x 70	10	30		F8

-  KIT BLS 01 005 - Assortment of general fasteners in PE blister bag, with metal display stand
-  KIT BLS 01 005- Assortiment boulonnerie et visserie dans sachets de polyethylene, avec étagère murale en métal
-  KIT BLS 01 005- Sortiment von allgemeinen Befestigungen im Polyethylen-Beutel, mit Metallständer
-  KIT BLS 01 005- Expositor metálico completo de surtido de tornillos y accesorios en blister
-  KIT BLS 01 005- Набор метизов в ПЭ мешке, с металлическим стеновым экспозитором

Item code	Metal display stand Item code	Metal display stand size L x h x P (cm)
KIT BLS 01 005	SFB 52 01 234	100 x 234 x 50

inBLISTER®








Composed by		Item code	Size	Pcs. per blister	Blister per carton	Position in the wall stand
	NI 01 Stainless steel A2-70 (AISI 304) hexagonal head screw	BLS NI 01 06 060	M6 x 60	4	30	Row "A"
		BLS NI 01 08 080	M8 x 80	4	30	
		BLS NI 01 10 080	M10 x 80	2	30	
	PD 01 A2 (AISI 304) stainless steel hex nut, property class 70	BLS PD 01 00 006	M6	15	30	
		BLS PD 01 00 008	M8	10	30	
		BLS PD 01 00 010	M10	10	30	
	PA 21 A2 (AISI 304) Stainless Steel plain washer	BLS PA 21 08 016	8,4 x 16 / 1,6	10	30	
		BLS PA 21 10 020	10,5 x 20 / 2	10	30	
	RL 01 Zinc plated hexagonal head screw, 8.8 grade	BLS RL 01 06 020	M6 x 20	15	30	Row "B"
		BLS RL 01 06 030	M6 x 30	15	30	
		BLS RL 01 06 040	M6 x 40	10	30	
		BLS RL 01 06 060	M6 x 60	10	30	
		BLS RL 01 06 080	M6 x 80	10	30	
		BLS RL 01 08 020	M8 x 20	15	30	
		BLS RL 01 08 030	M8 x 30	15	30	
		BLS RL 01 08 060	M8 x 60	10	30	
	RL 01 Zinc plated hexagonal head screw, 8.8 grade	BLS RL 01 08 080	M8 x 80	10	30	Row "C"
		BLS RL 01 08 100	M8 x 100	5	30	
		BLS RL 01 10 040	M10 x 40	5	30	
		BLS RL 01 10 060	M10 x 60	5	30	
		BLS RL 01 10 080	M10 x 80	3	30	
		BLS RL 01 10 100	M10 x 100	3	30	
		BLS RL 01 12 040	M12 x 40	5	30	
		BLS RL 01 12 060	M12 x 60	5	30	
	AR 01 Steel hexagonal nut, property class 6, zinc plated	BLS AR 01 00 006	M6	15	30	Row "D"
		BLS AR 01 00 008	M8	10	30	
		BLS AR 01 00 010	M10	10	30	
		BLS AR 01 00 012	M12	10	30	
	BO 01 Steel plain washer, zinc plated	BLS BO 01 00 006	6,4 x 12,5 x 1,6	10	30	Row "D"
		BLS BO 01 00 008	8,4 x 17 x 1,6	10	30	
		BLS BO 01 00 010	10,5 x 21 x 2	10	30	
		BLS BO 01 00 012	13 x 24 x 2,5	10	30	
	CG 01 Mushroom head square neck bolt with Hex nut, zinc plated	BLS CG 01 05 030	M5 x 30	15+15	30	Row "E"
		BLS CG 01 05 050	M5 x 50	15+15	30	
		BLS CG 01 06 020	M6 x 20	15+15	30	
		BLS CG 01 06 040	M6 x 40	15+15	30	
		BLS CG 01 06 050	M6 x 50	15+15	30	
		BLS CG 01 06 060	M6 x 60	10+10	30	
		BLS CG 01 06 080	M6 x 80	10+10	30	
		BLS CG 01 06 100	M6 x 100	10+10	30	
	CG 01 Mushroom head square neck bolt with Hex nut, zinc plated	BLS CG 01 08 040	M8 x 40	10+10	30	Row "F"
		BLS CG 01 08 060	M8 x 60	10+10	30	
		BLS CG 01 08 080	M8 x 80	5+5	30	
		BLS CG 01 08 100	M8 x 100	5+5	30	
		BLS CG 01 10 040	M10 x 40	5+5	30	
		BLS CG 01 10 050	M10 x 50	5+5	30	
		BLS CG 01 10 060	M10 x 60	5+5	30	
		BLS CG 01 10 070	M10 x 70	3+3	30	

- KIT BLS 01 006 - Assortment of rivets in PE blister bag, with metal display stand
- KIT BLS 01 006- Assortiment de rivets dans sachets de polyethylene, avec étagère murale en métal
- KIT BLS 01 006- Sortiment von Blindnieten im Polyethylen-Beutel, mit Metallständer
- KIT BLS 01 006- Expositor metálico completo de surtido de remaches en blister
- KIT BLS 01 006- Набор заклепок в ПЭ мешке, с металлическим стеновым экспозитором


Item code	Metal display stand Item code	Metal display stand size L x h x P (cm)
KIT BLS 01 006	SFB 52 01 234	100 x 234 x 50












Composed by		Item code	Size	Pcs. per blister	Blister per carton	Position in the wall stand			
		RA 00	Aluminium alloy open end blind rivet, dome head, with zinc plated steel break pull mandrel	BLS RA 00 30 006	3 x 6	100	Row "A"	A1	
				BLS RA 00 30 010	3 x 10	100		A2	
				BLS RA 00 30 012	3 x 12	100		A3	
				BLS RA 00 34 008	3,4 x 8	100		25	A4
				BLS RA 00 34 010	3,4 x 10	100		25	A5
				BLS RA 00 34 012	3,4 x 12	100		20	A6
				BLSRA 00 34 016	3,4 x 16	100		20	A7
				BLS RA 00 40 008	4 x 8	100		20	A8
	RA 00	Aluminium alloy open end blind rivet, dome head, with zinc plated steel break pull mandrel	BLS RA 00 40 010	4 x 10	100	Row "B"	B1		
			BLS RA 00 40 012	4 x 12	100		20	B2	
			BLS RA 00 40 016	4 x 16	100		15	B3	
			BLS RA 00 40 020	4 x 20	100		15	B4	
			BLS RA 00 48 010	4,8 x 10	100		15	B5	
			BLS RA 00 48 012	4,8 x 12	100		15	B6	
			BLS RA 00 48 016	4,8 x 16	100		15	B7	
			BLS RA 00 48 020	4,8 x 20	50		20	B8	
	RA 01	Painted Aluminium alloy (RAL 9010) open end blind rivet, dome head, with zinc plated steel break pull mandrel	BLS RA 01 30 008	3 x 8	100	Row "C"	C1		
			BLS RA 01 40 010	4 x 10	100		20	C2	
			BLS RA 01 40 012	4 x 12	100		20	C3	
	RA 07	Painted Aluminium alloy (RAL 9002) open end blind rivet, dome head, with zinc plated steel break pull mandrel	BLS RA 07 40 010	4 x 10	100	Row "C"	C4		
			BLS RA 07 40 012	4 x 12	100		20	C5	
	RA 06	Painted Aluminium alloy (RAL 9005) open end blind rivet, dome head, with zinc plated steel break pull mandrel	BLS RA 06 40 010	4 x 10	100	Row "C"	C6		
			BLS RA 06 40 012	4 x 12	100		20	C7	
	RA 02	Painted Aluminium alloy (RAL 8017) open end blind rivet, dome head, with zinc plated steel break pull mandrel	BLS RA 02 34 008	3,4 x 8	100	Row "D"	D1		
			BLS RA 02 40 010	4 x 10	100		20	D2	
			BLS RA 02 40 012	4 x 12	100		20	D3	
	RA 04	Painted Aluminium alloy (RAL 8004) open end blind rivet, dome head, with zinc plated steel break pull mandrel	BLS RA 04 34 008	3,4 x 8	100	Row "D"	D4		
			BLS RA 04 34 010	3,4 x 10	100		25	D5	
			BLS RA 04 40 008	4 x 8	100		20	D6	
	RA 03	Painted Aluminium alloy (RAL 3009) open end blind rivet, dome head, with zinc plated steel break pull mandrel	BLS RA 03 40 010	4 x 10	100	Row "D"	D7		
			BLS RA 03 40 012	4 x 12	100		20	D8	
	RB 10	Aluminium alloy open end blind rivet, large dome head, with zinc plated steel break pull mandrel	BLS RB 10 40 010	4 x 10	100	Row "E"	E1		
			BLS RB 10 40 016	4 x 16	100		15	E2	
			BLS RB 10 48 012	4,8 x 12	50		15	E3	
	RC 00	A2 (AISI 304) stainless steel open end blind rivet, dome head, with stainless steel break pull mandrel	BLS RC 00 32 008	3,2 x 8	100	Row "E"	E4		
			BLS RC 00 32 010	3,2 x 10	100		10	E5	
			BLS RC 00 32 012	3,2 x 12	100		10	E6	
			BLS RC 00 40 010	4 x 10	100		10	E7	
	RA 05	Copper anodized aluminium alloy open end blind rivet, dome head, with zinc plated steel break pull mandrel	BLS RC 00 40 012	4 x 12	100	Row "E"	E8		
			BLS RA 05 30 008	3 x 8	100		30	F1	
			BLS RA 05 30 010	3 x 10	100		25	F2	
			BLS RA 05 34 008	3,4 x 8	100		25	F3	
			BLS RA 05 34 010	3,4 x 10	100		25	F4	
			BLS RA 05 40 010	4 x 10	100		20	F5	
			BLS RA 05 40 012	4 x 12	100		20	F6	
			BLS RA 05 48 010	4,8 x 10	100		15	F7	
BLS RA 05 48 012	4,8 x 12	100	15	F8					

-  KIT BLS 01 007 - Assortment of frames/windows nylon anchors and tapping/drilling screws, in PE blister bag, with metal display stand
-  KIT BLS 01 007- Assortiment chevilles en nylon et vis pour bâtis dans sachets de polyéthylène, avec étagère murale en métal
-  KIT BLS 01 007- Sortiment von Nylandübel und Bohrschrauben, in Plastikbeutel, mit Metallständer
-  KIT BLS 01 007- Expositor metálico completo de surtido de tacos de nylon y tornillos para marcos
-  KIT BLS 01 007- Набор рамных и дверных креплений в ПЭ мешке, с металлическим стеновым экспозитором

Item code	Metal display stand Item code	Metal display stand size L x h x P (cm)
KIT BLS 01 007	SFB 52 01 234	100 x 234 x 50

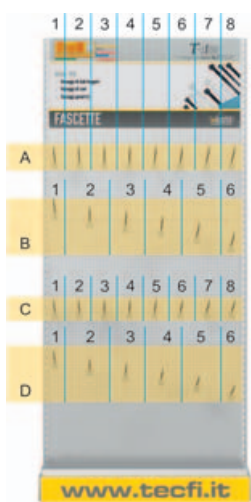
inBLISTER®



Composed by		Item code	Size	Pcs. per blister	Blister per carton	Position in the wall stand	
	VS 11 Multi-purpose nylon anchor with zinc plated hex screw, ETA-CE certified	BLS VS 11 08 080	8 x 80	6+6	20	Row "A"	A1
		BLS VS 11 08 100	8 x 100	6+6	20		A2
		BLS VS 11 10 080	10 x 80	4+4	20		A3
		BLS VS 11 10 100	10 x 100	4+4	20		A4
		BLS VS 11 10 120	10 x 120	4+4	20		A5
	VS 13 Multi-purpose nylon anchor with A4-70 (AISI 316) hex screw, ETA-CE certified	BLS VS 13 08 080	8 x 80	6+6	20	Row "A"	A6
		BLS VS 13 08 100	8 x 100	6+6	20		A7
		BLS VS 13 10 100	10 x 100	4+4	20		A8
	VS 31 Multi-purpose nylon anchor with zinc plated hex screw, ETA-CE certified	BLS VS 31 08 080	8 x 80	6+6	20	Row "B"	B1
		BLS VS 31 08 100	8 x 100	6+6	20		B2
		BLS VS 31 10 100	10 x 100	4+4	20		B3
		BLS VS 31 10 120	10 x 120	4+4	20		B4
	VS 33 Multi-purpose nylon anchor with A4-70 (AISI 316) hex screw, ETA-CE certified	BLS VS 33 08 080	8 x 80	6+6	20	Row "B"	B5
		BLS VS 33 08 100	8 x 100	6+6	20		B6
		BLS VS 33 08 100	8 x 100	6+6	20		B7
		BLS VS 33 10 100	10 x 100	4+4	20		B8
	GS 01 6-lobe recess flat countersunk head concrete screw (Hi-Lo thread) with ribs, hardened, zinc plated	BLS GS 01 75 090	7,5 x 90	6	10	Row "C"	C1
		BLS GS 01 75 120	7,5 x 120	6	10		C2
		BLS GS 01 75 150	7,5 x 150	6	10		C3
	YZ 01 Multi-expansion countersunk head nylon anchor with zinc plated raised countersunk head nail screw	BLS YZ 01 05 030	5 x 30	15	30	Row "C"	C4
		BLS YZ 01 06 040	6 x 40	15	30		C5
		BLS YZ 01 06 060	6 x 60	15	30		C6
	YZ 61 Multi-expansion mushroom head nylon anchor with zinc plated flat countersunk head nail screw	BLS YZ 61 06 040	6 x 40	15	30	Row "C"	C7
		BLS YZ 61 06 060	6 x 60	15	30		C8
	CH 01 Countersunk head self drilling screw, zinc plated	BLS CH 01 35 016	3,5 x 16	50	30	Row "D"	D1
		BLS CH 01 35 025	3,5 x 25	25	30		D2
		BLS CH 01 39 025	3,9 x 25	25	30		D3
		BLS CH 01 39 032	3,9 x 32	25	30		D4
		BLS CH 01 42 038	4,2 x 38	25	30		D5
		BLS CH 01 48 025	4,8 x 25	25	30		D6
		BLS CH 01 48 050	4,8 x 50	10	30		D7
		BLS CH 01 55 032	5,5 x 32	20	30		D8
	CK 01 Pan head self drilling screw, zinc plated	BLS CK 01 35 019	3,5 x 19	50	30	Row "E"	E1
		BLS CK 01 39 022	3,9 x 22	25	30		E2
		BLS CK 01 42 022	4,2 x 22	25	30		E3
		BLS CK 01 42 032	4,2 x 32	25	30		E4
		BLS CK 01 48 025	4,8 x 25	25	30		E5
		BLS CK 01 48 038	4,8 x 38	25	30		E6
		BLS CK 01 55 038	5,5 x 38	20	30		E7
		BLS CK 01 55 050	5,5 x 50	10	30		E8
	LK 01 Pan head self tapping screw, zinc plated	BLS LK 01 35 025	3,5 x 25	25	30	Row "F"	F1
		BLS LK 01 39 032	3,9 x 32	25	30		F2
		BLS LK 01 42 038	4,2 x 38	25	30		F3
		BLS LK 01 48 032	4,8 x 38	25	30		F4
	LH 01 Countersunk head self tapping screw, zinc plated	BLS LH 01 35 013	3,5 x 13	50	30	Row "F"	F5
		BLS LH 01 39 032	3,9 x 32	25	30		F6
		BLS LH 01 42 025	4,2 x 25	25	30		F7
		BLS LH 01 48 032	4,8 x 32	25	30		F8

- KIT BLS 01 008 - Assortment of nylon cable ties in PE blister bag, with metal display stand
- KIT BLS 01 008- Assortiment collier de câblage dans sachets de polyéthylène, avec étagère murale en métal
- KIT BLS 01 008- Sortiment von Kabelbinder aus Nylon, in Plastikbeutel, mit Metallständer
- KIT BLS 01 008- Expositor metálico completo de surtido de bridas de nylon
- KIT BLS 01 008- Набор нейлоновых стяжек в ПЭ мешке, с металлическим стеновым экспоситором

Item code	Metal display stand Item code	Metal display stand size L x h x P (cm)
<b>KIT BLS 01 008</b>	<b>SFB 52 01 234</b>	100 x 234 x 50




Composed by		Item code	Size	Pcs. per blister	Blister per carton	Position in the wall stand	
	<b>JK</b> Natural white nylon cable tie, CE and UL certified	<b>JK 02 50 100</b>	2,5 x 100	100	20	Row "A"	A1
		<b>JK 02 50 130</b>	2,5 x 130	100	20		A2
		<b>JK 02 50 160</b>	2,5 x 160	100	20		A3
		<b>JK 02 50 200</b>	2,5 x 200	100	20		A4
		<b>JK 03 60 140</b>	3,6 x 140	100	20		A5
		<b>JK 03 60 200</b>	3,6 x 200	100	20		A6
		<b>JK 03 60 300</b>	3,6 x 300	100	20		A7
		<b>JK 03 60 370</b>	3,6 x 370	100	20		A8
	<b>JK</b> Natural white nylon cable tie, CE and UL certified	<b>JK 04 60 200</b>	4,8 x 200	100	20	Row "B"	B1
		<b>JK 04 60 250</b>	4,8 x 250	100	20		B2
		<b>JK 04 60 300</b>	4,8 x 300	100	20		B3
		<b>JK 04 60 360</b>	4,8 x 360	100	20		B4
		<b>JK 07 60 365</b>	7,6 x 365	100	10		B5
		<b>JK 07 60 450</b>	7,6 x 450	100	10		B6
	<b>JR</b> Black nylon cable tie, CE and UL certified	<b>JR 02 50 100</b>	2,5 x 100	100	20	Row "C"	C1
		<b>JR 02 50 130</b>	2,5 x 130	100	20		C2
		<b>JR 02 50 160</b>	2,5 x 160	100	20		C3
		<b>JR 02 50 200</b>	2,5 x 200	100	20		C4
		<b>JR 03 60 140</b>	3,6 x 140	100	20		C5
		<b>JR 03 60 200</b>	3,6 x 200	100	20		C6
		<b>JR 03 60 300</b>	3,6 x 300	100	20		C7
		<b>JR 03 60 370</b>	3,6 x 370	100	20		C8
	<b>JR</b> Black nylon cable tie, CE and UL certified	<b>JR 04 60 200</b>	4,8 X 200	100	20	Row "D"	D1
		<b>JR 04 60 250</b>	4,8 X 250	100	20		D2
		<b>JR 04 60 300</b>	4,8 X 300	100	20		D3
		<b>JR 04 60 360</b>	4,8 X 360	100	20		D4
		<b>JR 07 60 365</b>	7,6 X 365	100	10		D5
		<b>JR 07 60 450</b>	7,6 X 450	100	10		D6

- KIT BLS 01 009 - Assortment of wood beam connector, with metal display stand
- KIT BLS 01 009 - Assortiment connecteurs pour le bois, avec étagère murale en métal
- KIT BLS 01 009 - Sortiment von Holzverbinder, mit Metallständer
- KIT BLS 01 009 - Expositor metálico completo de surtido conectores para vigas de madera
- KIT BLS 01 009 - Набор рамных и Перфорированный крепеж для дерева, с металлическим стеновым экспоситором


Item code	Metal display stand Item code	Metal display stand size L x h x P (cm)
<b>KIT BLS 01 009</b>	<b>SFB 52 01 234</b>	100 x 234 x 50

Composed by	Item code	Size	Blister per carton	Position in the wall stand	
 <b>KS 02</b> Pre-galvanized steel heavy angled bracket with rib ETA-CE certified	<b>KS 02 05 020</b>	50 x 50 x 40	60	Row "A" A1	
	<b>KS 02 07 020</b>	70 x 70 x 55	60		A2
	<b>KS 02 09 020</b>	90 x 90 x 65	30		A3
	<b>KS 02 10 520</b>	105 x 105 x 90	20		A4
	<b>KS 21</b> A2 stainless steel heavy angled bracket with rib	<b>KS 21 10 520</b>	105 x 105 x 90		20
 <b>KZ 02</b> Pre-galvanized steel heavy angled bracket ETA-CE certified	<b>KZ 02 05 020</b>	50 x 50 x 40	60	Row "A" A6	
	<b>KZ 02 07 020</b>	70 x 70 x 55	60		A7
	<b>KZ 02 09 020</b>	90 x 90 x 65	30		A8
	<b>KZ 02 10 520</b>	105 x 105 x 90	20		A9
 <b>KZ 21</b> A2 stainless steel heavy angled bracket	<b>KZ 21 10 520</b>	105 x 105 x 90	20	A10	
 <b>KT 2</b> Pre-galvanized steel joist hanger with open wings ETA-CE certified	<b>KT 20 60 100</b>	60 x 100	24	Row "B" B1	
	<b>KT 20 80 120</b>	80 x 120	24		B2
	<b>KT 21 00 140</b>	100 x 140	24		B3
	<b>KT 21 20 160</b>	120 x 160	18		B4
 <b>KY 02</b> Pre-galvanized steel adjustable joist hanger with open wings	<b>KY 02 40 150</b>	40 x 150	24	B5	
 <b>KW 2</b> Pre-galvanized steel joist hanger with inner folded wings ETA-CE certified	<b>KW 20 60 100</b>	60 x 100	24	Row "C" C1	
	<b>KW 20 80 120</b>	80 x 120	24		C2
	<b>KW 20 80 150</b>	80 x 150	24		C3
	<b>KW 21 00 110</b>	100 x 110	24		C4
	<b>KW 21 00 140</b>	100 x 140	24		C5
	<b>KW 21 20 160</b>	120 x 160	18		C6
 <b>KO 02</b> Pre-galvanized steel adjustable joist hanger with inner folded wings	<b>KO 02 40 120</b>	40 x 120	24	C7	
	<b>KO 02 40 150</b>	40 x 150	24		C8
 <b>TE 02</b> Pre-galvanized steel T-plate with holes	<b>TE 02 08 020</b>	80 x 68 x 38	50	D1	
	<b>TE 02 16 020</b>	160 x 98 x 45	25		D2
 <b>TA 2</b> Pre-galvanized steel rectangular heavy plate with holes	<b>TA 23 00 920</b>	30 x 95	100	Row "D" D3	
	<b>TA 24 01 020</b>	40 x 95	100		D4
	<b>TA 25 51 420</b>	55 x 135	50		D5
	<b>TA 26 51 820</b>	65 x 175	50		D6
	<b>TA 29 02 130</b>	90 x 205	25		D7
 <b>TA 6</b> A2 stainless steel rectangular heavy plate with holes	<b>TA 64 01 020</b>	40 x 95	100	D8	
 <b>TD 02</b> Pre-galvanized steel heavy 135° angled bracket	<b>TD 02 05 020</b>	50 x 50 x 40	60	D9	
	<b>TD 02 07 020</b>	70 x 70 x 55	60		D10
	<b>TD 02 09 020</b>	90 x 90 x 65	30		D11
	<b>TD 21</b> A2 stainless steel heavy 135° angled bracket	<b>TD 21 07 020</b>	70 x 70 x 20		60
 <b>TB 2</b> Pre-galvanized steel rectangular heavy plate with nail holes	<b>TB 20 40 080</b>	40 x 80	100	Row "E" E1	
	<b>TB 20 40 120</b>	40 x 120	100		E2
	<b>TB 20 40 160</b>	40 x 160	50		E3
	<b>TB 20 60 040</b>	60 x 40	100		E4
	<b>TB 20 60 120</b>	60 x 120	100		E5
	<b>TB 20 60 160</b>	60 x 160	50		E6
	<b>TB 20 80 200</b>	80 x 200	50		E7
	<b>TB 21 00 200</b>	100 x 200	50		E8
 <b>NA 02</b> Pre-galvanized steel angled bracket with holes	<b>NA 02 02 020</b>	20 x 20 x 15	100	Row "F" F1	
	<b>NA 02 03 020</b>	30 x 30 x 15	100		F2
	<b>NA 02 04 020</b>	40 x 40 x 15	100		F3
	<b>NA 02 05 020</b>	50 x 50 x 15	100		F4
	<b>NA 02 06 020</b>	60 x 60 x 15	100		F5
	<b>NA 02 10 020</b>	100 x 100 x 15	100		F6
 <b>MN 02</b> Pre-galvanized steel heavy angled bracket with ribs	<b>MN 02 04 825</b>	48 x 48 x 40	100	F7	
	<b>MS</b> Pre-galvanized steel rectangular heavy plate	<b>MS 02 09 025</b>	40 x 90	100	F8
 <b>NC 2</b> Pre-galvanized steel rectangular plate	<b>NC 21 50 420</b>	40 x 15	100	Row "G" F1	
	<b>NC 21 50 620</b>	160 x 15	100		F2
	<b>NC 21 50 820</b>	80 x 15	100		F3
	<b>NC 21 51 020</b>	100 x 15	100		F4
	<b>NC 21 51 220</b>	120 x 15	100		F5
	<b>NC 21 52 020</b>	200 x 15	100		F6
 <b>MW 02</b> Pre-galvanized steel angled bracket	<b>MW 02 02 520</b>	25 x 25 x 20	100	F7	
	<b>MZ 02</b> Pre-galvanized steel plate with sharp edges	<b>MZ 02 04 308</b>	43 x 43	100	F8



- KIT BLS 01 010 - Assortment of general fasteners and screws, with metal display stand
- KIT BLS 01 010 - Assortiment de boulonnerie et visserie, en acier INOX, en blister complet d' étagère métallique
- KIT BLS 01 010 - Bolzen- und Schraubensortiment, aus Edelstahl, komplett mit Metallaufsteller
- KIT BLS 01 010 - Expositor metálico completo de surtido de tornillería de acero inoxidable en blister
- Набор болтов и винтов из нержавеющей стали в блистерной упаковке в комплекте с металлическим стеллажом

Item code	Metal display stand Item code	Metal display stand size L x h x P (cm)
KIT BLS 01 010	SBF 52 01 234	100 x 234 x 50



Composed by	Item code	Size	Blister per carton	Blister per imballo	Position in the wall stand		
	NI 01 Stainless steel A2-70 (AISI 304) hexagonal head screw	BLS NI 01 04 010	M4 x 10	20	30	Fila "A"	A1
		BLS NI 01 04 020	M4 x 20	15	30		A2
		BLS NI 01 05 020	M5 x 20	10	30		A3
		BLS NI 01 05 030	M5 x 30	8	30		A4
		BLS NI 01 06 020	M6 x 20	6	30		A5
		BLS NI 01 06 040	M6 x 40	6	30		A6
		BLS NI 01 08 030	M8 x 30	6	30		A7
		BLS NI 01 08 050	M8 x 50	4	30		A8
	NID 01 A2 stainless steel hexagonal head screw with Hex Nut	BLS NID 01 05 016	M5 x 16	8	30	Fila "B"	B1
		BLS NID 01 05 040	M5 x 40	4	30		B2
		BLS NID 01 06 010	M6 x 10	8	30		B3
		BLS NID 01 08 040	M8 x 40	4	30		B4
		BLS NID 01 08 050	M8 x 50	4	30		B5
		BLS NID 01 08 060	M8 x 60	4	30		B6
		BLS NID 01 10 030	M10 x 30	4	30		B7
		BLS NID 01 10 050	M10 x 50	4	30		B8
	WID 51 DIN965 - Cross type H flat CSK head machine screw with Hex Nut, A2 Stainless steel	BLS WID 51 03 016	M3 x 16	10	30	Fila "C"	C1
		BLS WID 51 04 020	M4 x 20	8	30		C2
		BLS WID 51 05 020	M5 x 20	8	30		C3
		BLS WID 51 06 050	M6 x 50	4	30		C4
	WFD 51 DIN 7985 - Cross type H pan head machine screw with Hex Nut, A2 Stainless steel	BLS WFD 51 03 016	M3 x 16	10	30	Fila "C"	C5
		BLS WFD 51 04 010	M4 x 10	8	30		C6
		BLS WFD 51 05 040	M5 x 40	4	30		C7
		BLS WFD 51 06 050	M6 x 50	4	30		C8
	PD 01 A2 (AISI 304) stainless steel hex nut, property class 70	BLS PD 01 00 004	M4 / 7	15	30	Fila "D"	D1
		BLS PD 01 00 005	M5 / 8	15	30		D2
		BLS PD 01 00 006	M6 / 10	15	30		D3
		BLS PD 01 00 008	M8 / 13	10	30		D4
		BLS PD 01 00 010	M10 / 17	10	30		D5
	HB 51 DIN 1587 - Hexagonal domed cap nut, A2 (AISI 304) stainless steel	BLS HB 51 13 008	M8 / 13 x 12	4	30	Fila "D"	D6
		BLS HB 51 17 008	M8 / 17 x 14	4	30		D7
		BLS HB 51 17 010	M10 / 17 x 15	4	30		D8
	DJ 51 DIN 985 - A2 (AISI 304) stainless steel hex nylon insert lock nut, property class 70	BLS DJ 51 00 004	M4 / 7	15	30	Fila "E"	E1
		BLS DJ 51 00 005	M5 / 8	15	30		E2
		BLS DJ 51 00 006	M6 / 10	10	30		E3
		BLS DJ 51 00 008	M8 / 13	10	30		E4
		BLS DJ 51 00 010	M10 / 17	10	30		E5
	CW 01 DIN 1587 - Hexagonal domed cap nut, A2 (AISI 304) stainless steel	BLS CW 01 00 004	M4 / 7 x 8	15	30	Fila "E"	E6
		BLS CW 01 00 005	M5 / 8 x 10	15	30		E7
		BLS CW 01 00 006	M6 / 10 x 12	10	30		E8
	PA 21 A2 (AISI 304) Stainless Steel plain washer	BLS PA 21 03 006	3,2 x 6 x 0,5	15	30	Fila "F"	F1
		BLS PA 21 04 008	4,3 x 8 x 0,8	15	30		F2
		BLS PA 21 05 010	5,3 x 10 x 1	15	30		F3
		BLS PA 21 06 012	6,4 x 12 x 1,6	15	30		F4
		BLS PA 21 08 016	8,4 x 16 x 1,6	10	30		F5
		BLS PA 21 10 020	10,5 x 20 x 2	10	30		F6
	CW 01 DIN 1587 - Hexagonal domed cap nut, A2 (AISI 304) stainless steel	BLS CW 01 00 008	M8 / 13 x 15	10	30	Fila "F"	F7
		BLS CW 01 00 010	M10 / 17 x 18	10	30		F8
	NJ 21 ISO 7093 (DIN 9021) - A2 (AISI 304) plain washer large series	BLS NJ 21 03 009	3,2 x 9 x 0,8	15	30	Fila "G"	G1
		BLS NJ 21 04 012	4,3 x 12 x 1	15	30		G2
		BLS NJ 21 05 015	5,3 x 15 x 1	15	30		G3
		BLS NJ 21 06 018	6,4 x 18 x 1,6	15	30		G4
		BLS NJ 21 08 024	8,4 x 24 x 2	10	30		G5
		BLS NJ 21 10 030	10,5 x 30 x 2,5	10	30		G6
	SZ 51 Spring washer, A2 stainless steel	BLS SZ 51 00 006	6 x 11,8 x 1,6	10	30	Fila "G"	G7
		BLS SZ 51 00 008	8 x 14,8 x 2	10	30		G8





Metal wall stand - h 234	<b>438</b>
Metal wall stand with perforated panel- h 234	<b>440</b>
Metal "gondola" stand - h 140	<b>444</b>
Metal terminal stand- h 140	<b>450</b>
Accessories	<b>454</b>
Hooks	<b>459</b>
Wire dividers and fronts	<b>464</b>



**Tecni STORE**

**13.2**


**METAL  
WALL STANDS**

# SFL h 234

Metallic wall stand




Item code	Size	Pcs.
	L x h x P (cm)	
SFL 52 05 234	100 x 234 x 50	1
SFL 51 05 234	100 x 234 x 50	1
SFL 51 01 234	100 x 234 x 50	1



**SFL 52 05 234**

Metallic wall stand - COMPLETE  
(with 4 shelves and 2 uprights)



**SFL 51 05 234**

Metallic wall stand  
(with 4 shelves and 1 upright)



**SFL 51 01 234**

Metallic wall stand  
(without shelves; with 1 upright)

T-STORE® - MERCHANDISING

# SFF h 234

Metallic "gondola" stand



Item code	Size	Pcs.
	L x h x P (cm)	
SFF 52 02 234	100 x 234 x 50	1
SFF 51 02 234	100 x 234 x 50	1
SFF 51 01 234	100 x 234 x 50	1




**SFF 52 02 234**

Metallic wall stand - COMPLETE  
(with 1 shelf and 2 uprights)



**SFF 51 02 234**

Metallic wall stand  
(with 1 shelf and 1 upright)




**SFF 51 01 234**


Metallic wall stand  
(without shelf; with 1 upright)

## Metallic wall stand with perforated panel

Item code	Size	Pcs.
	L x h x P (cm)	
SFB 52 01 234	100 x 234 x 50	1
SFB 51 01 234	100 x 234 x 50	1



**SFB 52 01 234**  
Metallic wall stand - COMPLETE  
(with 3 perforated panel)



**SFB 51 01 234**  
Metallic wall stand  
(with 3 perforated panel and 1 upright)



# GND h 140

Metallic "gondola" stand

Item code	Size	Pcs.
	L x h x P (cm)	
GND 52 08 140	100 x 140 x 108	1
GND 51 08 140	100 x 140 x 108	1
GND 51 02 140	100 x 140 x 108	1



**GND 52 08 140**

"Gondola" stand - COMPLETE  
(with 3 shelves and 2 uprights)



**GND 51 08 140**

"Gondola" stand  
(with 3 shelves and 1 upright)



**GND 51 02 140**

"Gondola" stand  
(without shelves; with 1 upright)

# GNB h 140

Metallic "gondola" stand with perforated panel

Item code	Size	Pcs.
	L x h x P (cm)	
GNB 52 02 140	100 x 140 x 108	1
GNB 51 02 140	100 x 140 x 108	1



**GNB 52 02 140**

Metallic "gondola" stand - COMPLETE  
(with 2 perforated panel)




**GNB 51 02 140**

Metallic "gondola" stand  
(with 2 perforated panels and 1 upright)

# NEW TRM h 140

Metallic wall stand




**TRM 52 04 140**  
Metallic terminal stand  
(with 4 shelves and 2 uprights)

Item code	Size <i>L x h x P (cm)</i>	Pcs.
TRM 52 04 140	100 x 140 x 54	1

# NEW TRMU h 140

Metallic wall stand




**TRMU 52 04 140**  
Metallic terminal  
stand with perforated panels  
(with 4 shelves and 2 uprights)

Item code	Size <i>L x h x P (cm)</i>	Pcs.
TRMU 52 04 140	100 x 140 x 54	1

# PNT


Metallic uprights - Grey painted



Item code	Size	Pcs. per box
	P x h (cm)	
PNT 01 10 234	50 x 234	1
PNT 02 10 140	108 x 140	1

# RPN


Metallic shelves - Grey painted



Item code	Size	Pcs. per box
	P x h (cm)	
RPN 10 30 100	100 x 30	1
RPN 10 40 100	100 x 40	1

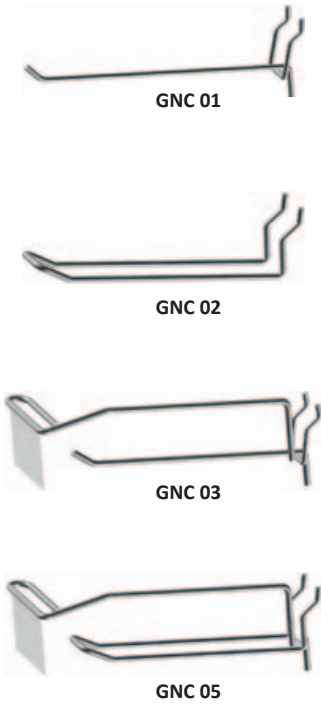
# PAN

Metallic back panels - Grey painted



Item code	Size	Pcs. per box
	P x h (cm)	
PAN 10 47 100	100 x 47	1
PAN 20 47 100	100 x 47	1

## Hooks for perforated panels



Item code	Length L (cm)	Pcs. per carton
Single Hook		
GNC 01 01 010	10	20
GNC 01 01 020	20	20
GNC 01 01 030	30	20


Item code	Length L (cm)	Pcs. per carton
Double Hook		
GNC 02 28 017	17	20
GNC 02 25 030	30	20

Item code	Length L (cm)	Pcs. per carton
Single hook with price holder		
GNC 03 00 020	20	20
GNC 03 01 030	30	20

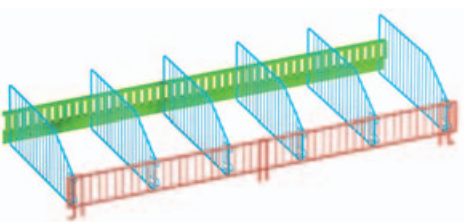
Item code	Length L (cm)	Pcs. per carton
Double hook with price holder		
GNC 05 02 030	30	20
New Item GNC 05 02 040	40	20

## Dividers and fronts <sup>NEW</sup>

### Dividers and fronts chrome-plated for wall stands and "gondola" stands



Item code	Size L x h (cm)	Usage	Pcs. per box
Back grid			
GRC 02 07 066	66 x 7	for stands width: 66 cm	1
GRC 02 07 100	100 x 7	for stands width: 100 cm	1
GRC 02 07 133	133 x 7	for stands width: 133 cm	1
Fronts			
FRT 02 09 066	66 x 9	for stands width: 66 cm	1
FRT 02 09 100	100 x 9	for stands width: 100 cm	1
FRT 02 09 133	133 x 9	for stands width: 133 cm	1
Dividers			
DVS 02 16 030	30 x 16	for shelf depth: 30 cm	1
DVS 02 16 040	40 x 16	for shelf depth: 40 cm	1
DVS 02 16 050	50 x 16	for shelf depth: 50 cm	1



#### Description

- GRC 02:** Back grid for dividers (item code DVS 02) with fronts (item code FRT 02)
- FRT 02:** Wire chrome-plated front for back grid (item code GRC 02) and dividers (item code DVS 02)
- DVS 02:** Wire chrome-plated divider for back grid (item code GRC 02) and fronts (item code FRT 02)







🇺🇰 Display stands

🇫🇷 *Présentoirs*  
🇩🇪 *Displayständer*  
🇪🇸 *Paneles*  
🇷🇺 *Торговые стеллажи*

**542**



🇺🇰 Wall display stands

🇫🇷 *Présentoirs muraux*  
🇩🇪 *Wand Displayständer*  
🇪🇸 *Paneles*  
🇷🇺 *Настенные стеллажи*

**547**



🇺🇰 Brochures

🇫🇷 *Brochures*  
🇩🇪 *Broschüren*  
🇪🇸 *Folletos*  
🇷🇺 *Брошюры*

**548**

🇺🇰 T-Store® - Merchandising

🇫🇷 *T-Store® - Marchandisage*

🇩🇪 *T-Store® - Merchandising*

🇪🇸 *T-Store® - Merchandising*

🇷🇺 *T-Store® - Рекламная продукция*

**13.3**

**Display stand with 16 ClipBox with VZ-Handyplug® multi-purpose (Patented) nylon anchor with zinc plated flat CSK head chipboard screw**

- Assortiment de 16 ClipBox en plastique avec chevilles universelles VZ-Handyplug® et vis tête fraisée plate pour panneaux de particules
- Sortiment mit 16 ClipBox von VZ-Handyplug® Universal- Nylondübel mit Senkkopf- Spanplattenschrauben
- Kit con 16 Clipbox de tacos universales de nylon VZ-Handyplug®, con tornillos cabeza avellanada para aglomerado
- Настольный дисплей с 16 "ClipBox" с универсальными нейлоновыми дюбелями VZ-Handyplug® в комплекте с шурупами с плоской потайной головкой



Item code	Contents	Pcs. per Clipbox Anchors + Screws	Anchor Size Ø x La (mm)	Screw Size Ø x Ls (mm)
<b>Anchor size: Ø 6 mm</b>				
VZXC XX* 06 032	16 clipbox	50 + 50	6 x 32	4,5 x 45
VZXC XX* 06 045	16 clipbox	40 + 40	6 x 45	4,5 x 55
<b>Anchor size: Ø 8 mm</b>				
VZXC XX* 08 042	16 clipbox	30 + 30	8 x 42	5 x 50
VZXC XX* 08 052	16 clipbox	25 + 25	8 x 52	5 x 60

*XX	Contents	Colours	
51	16 clipbox	Blue	
52	8 clipbox 8 clipbox	White Black	
53	8 clipbox 8 clipbox	Red Black	
54	8 clipbox 8 clipbox	Blue Black	
55	8 clipbox 8 clipbox	White Blue	
57	16 clipbox	Violet	
58	8 clipbox 8 clipbox	Red Blue	
60	16 clipbox	Purple Red	
61	8 clipbox 8 clipbox	Pink Black	
62	8 clipbox 8 clipbox	Green Black	
63	8 clipbox 8 clipbox	White Red	
99	16 clipbox	Assorted Colours	



# KIT EOX 41

## 🇬🇧 Floor/desk stand for high performance CROSS tip SDS-PLUS twist drills (EOX41)

- 🇫🇷 Présentoir avec assortiment forets pour maçonnerie haute performance EOX41
- 🇩🇪 Boden/Tisch Ständer für Hochleistungs- Spiralbohrer CROSS Typ SDS-PLUS Schaft (EOX41)
- 🇪🇸 Expositor para brocas SDS-PLUS de altas prestaciones (EOX41)
- 🇷🇺 Настольный дисплей для набора буров EOX41



Item code	Size	Pcs. per carton
	L x P x h (cm)	
KIT EOX 41 106	40 x 40 x 107	1

Contents	Size	Pcs. per Kit
	∅ x L (mm)	
EOX 41 05 110	5 x 110	5
EOX 41 05 160	5 x 160	5
EOX 41 06 110	6 x 110	10
EOX 41 06 160	6 x 160	10
EOX 41 06 210	6 x 210	5
EOX 41 06 260	6 x 260	5
EOX 41 08 110	8 x 110	10
EOX 41 08 160	8 x 160	10
EOX 41 08 210	8 x 210	5
EOX 41 08 260	8 x 260	5
EOX 41 10 160	10 x 160	5
EOX 41 10 210	10 x 210	5
EOX 41 10 260	10 x 260	5
EOX 41 12 160	12 x 160	5
EOX 41 12 210	12 x 210	5
EOX 41 12 260	12 x 260	5
EOX 41 14 160	14 x 160	3
EOX 41 16 210	16 x 210	3
Total pcs.:		<b>106</b>

Box / Boîte / Verpackung / Caja / Упаковка



Floor or desk stand



# KIT BF 01 <sup>NEW</sup>

## 🇬🇧 Metal floor stand with assortment of zinc plated steel threaded rod 4.8 grade

- 🇫🇷 Présentoir sur pied en acier avec espace pour 20 emballages de tiges filetées avec un assortiment de tiges filetées de 1 m en acier zingué, classe 4.8
- 🇩🇪 Bodendisplay aus Metall mit Aufnahme für 20 Packungen von Gewindestangen mit Sortiment von Gewindestangen aus 1 Meter, aus verzinktem Stahl, Klasse 4.8
- 🇪🇸 Expositor metálico completo de surtido de varillas roscadas clase 4.8 de acero cincado longitud 1 metro
- 🇷🇺 Напольный дисплей из металла с возможностью размещения 20 упаковок резьбовых шпилек. с набором резьбовых стержней длиной 1 метр из оцинкованной стали, класс 4,8



Item code	Size L x P x h (cm)	Pcs. per carton
KIT BF 01 441	45 x 40 x 80	1

Contents	Size Ø x L (mm)	Pcs.	Pcs. per Kit
BF 01 05 100	M5 x 1.000	1	80
BF 01 06 100	M6 x 1.000	2	100
BF 01 08 100	M8 x 1.000	3	105
BF 01 10 100	M10 x 1.000	3	60
BF 01 12 100	M12 x 1.000	3	42
BF 01 14 100	M14 x 1.000	2	20
BF 01 16 100	M16 x 1.000	2	16
BF 01 18 100	M18 x 1.000	1	6
BF 01 20 100	M20 x 1.000	1	5
BF 01 22 100	M22 x 1.000	1	4
BF 01 24 100	M24 x 1.000	1	3

Total pcs.: 441

# EXP 20 <sup>NEW</sup>

## 🇬🇧 Metal floor stand for assortment of threaded rods

- 🇫🇷 Présentoir sur pied pour tiges filetées
- 🇩🇪 Bodendisplay für Gewindestangen
- 🇪🇸 Expositor metálico para varillas roscadas
- 🇷🇺 Напольный дисплей для резьбовых стержней



Item code	Size L x P x h (cm)	Pcs. per carton
EXP 20 00 001	45 x 40 x 80	1

# EXP

## General wall display stand

### EXP General wall display stand



Item code	Items on display	Size
		L x h (cm)
EXP 01 01 100	with main Tecfi products	100 x 150

### EXP Wall display stand, 70 x 100 cm



Item code	Items on display	Size
		L x h (cm)
70 x 100 cm		
EXP 01 10 102	Roofing fixing systems	70 x 100
EXP 01 23 102	ETA-CE certified anchors	70 x 100
EXP 01 24 102	Woodpecker® - Wood beam connectors	70 x 100
EXP 01 22 102	Woodpecker® - Wood line	70 x 100
EXP 01 25 102	Fixing systems for renewable energy plants	70 x 100
EXP 01 26 102	VS-Handyplug® - Multi-purpose nylon anchors	70 x 100
EXP 01 27 102	Sealants, Adhesives and Foams	70 x 100

### EXP Display stand, 30 x 46 cm



Item code	Items on display	Size
		L x h (cm)
30 x 46 cm		
EXP 01 10 103	Roofing fixing systems	30 x 46
EXP 01 23 103	ETA-CE certified anchors	30 x 46
EXP 01 22 103	Woodpecker® - Wood line	30 x 46
EXP 01 25 103	Fixing systems for renewable energy plants	30 x 46
EXP 01 26 103	VS-Handyplug® - Multi-purpose nylon anchors	30 x 46

### EXP Handle display stand, 30 x 54 cm



Item code	Items on display	Size
		L x h (cm)
30 x 54 cm		
EXP 01 10 104	Roofing fixing systems	30 x 54
EXP 01 23 104	ETA-CE certified anchors	30 x 54
EXP 01 22 104	Woodpecker® - Wood line	30 x 54
EXP 01 25 104	Fixing systems for renewable energy plants	30 x 54
EXP 01 26 104	VS-Handyplug® - Multi-purpose nylon anchors	30 x 54

# BRO

## Brochures



Item code	Items
BRO 01 05 000	Roofing Fasteners - ETA-CE certified
BRO 01 17 000	HXE-CONCRETO® - Concrete screws, ETA-CE option 1
BRO 01 08 000	HVE-ROCK® - High performance anchors, ETA-CE option 1
BRO 01 16 000	AJE - Wedge anchors, ETA-CE option 1
BRO 01 20 000	ZJE - Wedge anchors, ETA-CE option 7
BRO 01 12 000	DSE - Sleeve anchors, ETA-CE option 7
BRO 01 13 000	DXE - Sleeve anchors with unlosable nut, ETA-CE option 7
BRO 01 18 000	ETA-CE certified anchors
BRO 01 15 000	VS-Handyplug® - Multi-purpose nylon anchors
BRO 01 02 000	Woodpecker® - Chipboard screws
BRO 01 03 000	Woodpecker® - TT series chipboard screws
BRO 01 10 000	Woodpecker® - Wood beam connectors
BRO 01 19 000	Fixing systems for renewable energy plants
BRO 01 21 000	ZZE-Handyplug® Natural white HDPE anchor with fiber-glass

# TOT

## 3-sided POS totem



Item code	Size
TOT 02 00 100	35 x 150 cm

# INS

## "Sale point" signboard



Item code	Size
INS 01 60 110	110 x 60 x 20 cm



Code	Page	Code	Page	Code	Page	Code	Page	Code	Page	Code	Page	Code	Page				
<b>A</b>																	
AA01	34	BD02	269	CH01	220	DQ	260	EXP20	546	HC01	425	IX71	318				
AAA	310	BD05	269	CH03	221	DR	260	<b>F</b>					J				
AAC	314	BD06	268	CI	273	DS02	126	FH01	228	HD03 - HD05	164	HE	266				
AAD01	311	BE01	202	CJ01	65	DS03	127	FH02	228	HE	266	HF	267				
AB	40	BE02	205	CK01	216	DS08	126	FH04	229	HG	234	HH	210				
ABS	255	BE03	207	CK03	217	DSE01	122	FI	68	HJI	321	HLO1	151				
AC01 - AC02	63	BE04	205	CL	410	DSE07	124	FIM	69	HLE01	150	HME01	150				
AC03	64	BE05	207	CM	66	DSE10	125	FJ01	303	HN01	277	HO03	165				
AC04	64	BE06	203	CN01	204	DSE11	123	FK01	448	HO05	165	HO05	165				
AC06	64	BE08	206	CN02	204	DU01	271	FL01	449	HP	262	HQ	264				
ACM01	63	BE09	206	CO02	83	DV	71	FM01	449	HU03	230	HVE01	118				
ACM11	63	BE10	208	CP01	138	DVS	541	FN01	448	HVE02	120	HVE03	121				
ACQ01	164	BE11	208	CQ01	138	DW01	183	FO01	448	HVE04	121	HWI	321				
AD	66	BE12	211	CQ13	233	DX00	132	FP01	450	HXB02	109	HX21	103				
AE	72	BE72	209	CQ14	233	DX01	132	FQ01	436	HX23	233	HX24	233				
AE02	80	BE74	209	CR01	139	DX02	136	FR	199	HX41	105	HX41	105				
AE11	80	BF01	412	CS01	139	DX03	136	FRT	541	HX71	106	HXB02	109				
AF01	80	BF05	413	CT01	139	DX04	135	FS01	83	HXE01	102	HXE02	108				
AG01	50	BF51	414	CU01	179	DX05	135	FT01	302	HXE03	110	HXE05	114				
AG02	51	BG01	65	CV01	179	DX06	137	FU01	319	HXE06	114	HXE07	107				
AG03	51	BH01	397	CW01	427	DX07	134	FV01	180	HXE12	108	HXE41	104				
AGM01	51	BI	397	CX	68	DX08	134	FWI	321	HXE43	112	HXE45	115				
AH01	57	BIM02	47	CXM	69	DX70	133	FX01	153	HXE46	115	HXE85	109				
AI	406	BJ	274	CY01	427	DX71	133	FXL01	153	HXS01	111	HXS21	111				
AJ02	149	BK	276	CZ01	231	DXE00	130	FZ01	180	HXT01	113	HY01	54				
AJ04	148	BN01	253	<b>D</b>				DXE01	130	<b>G</b>					HYF04	54	
AJE01	140	BO01	430	DA02	178	DXE03	131	GB					35	HZ01	223		
AJE31	142	BO02	430	DA05	178	DXE04	131	GC01	451	G					INS	548	
AK01	163	BO08	432	DAF	176	DXE25	159	GD01	451	GL00	55	GL01	56	IV01	316		
AL01	163	BP01	270	DAT02	177	DXE35	160	GE01	451	GNC	541	GND	538	IV71	318		
AM	401	BP03	270	DB01	436	DY	250	GF05	161	GQ01	442	GRC	541	IW01	316		
ANR01	404	BPB32	270	DC02	154	DY17 ÷ DY20	232	GG	320	GS01	200	GS02	201	IX01	316		
ANW01	404	BR	381	DD01	158	<b>E</b>						GT	428	<b>I</b>			
AO01	405	BRC	382	DE02 - DE03	154	EA01	319	GH01	433	GSC01	200	GV01	428	<b>L</b>			
AP01	405	BRO	548	DF01	158	EB01	152	GL00	55	GV01	428	GX01	52	LA01	246		
AQ01	415	BRP01	383	DGE00	175	ED	80	GL01	56	GX01	52	GY01	452	LB01	436		
AR01	424	BRR01	383	DGE01	174	EF01	231	GNB	538	GZ01	62	HB	429	LC01	271		
AS	396	BS01	383	DGE02	170	EG03	408	GND	538	<b>H</b>							
AT01	198	BT	261	DGE03	172	EHE01	173	GQ01	442	H							
AU01	405	BV	247	DGE03	172	EK01	438	GQ01	442	H							
AV01	403	BW01	432	DGE12	171	EL01	439	GRC	541	H							
AW01	152	BZ	65	DGE22	171	EM01	440	GS01	200	H							
AX	242	<b>C</b>											GS02	201			
AY	248	CB	70	DH01 - DH03	182	EN01	444	GS02	201	I							
AY13 ÷ AY16	232	CCE	82	DH04 - DH05	181	EO01	445	GSC01	200	I							
AZ	247	CCM	82	DI	183	EOX01	445	GT	428	I							
<b>B</b>													GV01	428			
B6C01	42	CD01	427	DJ01	424	EOX41	446	GV01	428	I							
BA	312	CF01	409	DJ51	426	EP01	441	GX01	52	I							
BAD	379	CG01	420	DK01	369	EQ01	67	GY01	452	I							
BD01	269	CG04	422	DKR08	369	ER01	444	GZ01	62	I							
<b>C</b>													GV01	428			
BG01	65	CG51	422	DL01	409	ES01	443	HB	429	I							
BE01	202	CGI01	422	DM01	252	EU	403	I									
BE02	205	<b>D</b>															
BE03	207	DH01 - DH03	182	DN01	444	EXP	547	I									
BE04	205	DH04 - DH05	181	EO01	445	I											
BE05	207	DI	183	EOX01	445	I											
BE06	203	DJ01	424	EOX41	446	I											
BE08	206	DJ51	426	EP01	441	I											
BE09	206	DK01	369	EQ01	67	I											
BE10	208	DKR08	369	ER01	444	I											
BE11	208	DL01	409	ES01	443	I											
BE12	211	DM01	252	EU	403	I											
BE72	209	DO01	398	EXP	547	I											
BE74	209	DP01	398	I													
BF01	412	<b>E</b>															
BF05	413	DQ	260	I													
BF51	414	DR	260	I													
BG01	65	DS02	126	I													
BH01	397	DS03	127	I													
BI	397	DS08	126	I													
BIM02	47	DSE01	122	I													
BJ	274	DSE07	124	I													
BK	276	DSE10	125	I													
BN01	253	DSE11	123	I													
BO01	430	DU01	271	I													
BO02	430	DV	71	I													
BO08	432	DVS	541	I													
BP01	270	DW01	183	I													
BP03	270	DX00	132	I													
BPB32	270	DX01	132	I													
BR	381	DX02	136	I													
BRC	382	DX03	136	I													
BRO	548	DX04	135	I													
BRP01	383	DX05	135	I													
BRR01	383	DX06	137	I													
BS01	383	DX07	134	I													
BT	261	DX08	134	I													
BV	247	DX70	133	I													
BW01	432	DX71	133	I													
BZ	65	DXE00	130	I													
<b>C</b>																	
CB	70	DXE01	130	I													
CCE	82	DXE03	131	I													
CCM	82	DXE04	131	I													
CD01	427	DXE25	159	I													
CF01	409	DXE35	160	I													
CG01	420	DY	250	I													
CG04	422	DY17 ÷ DY20	232	I													
CG51	422	<b>E</b>															
CGI01	422	EA01	319	I													
<b>D</b>																	
CH01	220	EB01	152	I													
CH03	221	ED	80	I													
CI	273	EF01	231	I													
CJ01	65	EG03	408	I													
CK01	216	EHE01	173	I													
CK03	217	EK01	438	I													
CL	410	EL01	439	I													
CM	66	EM01	440	I													
CN01	204	EN01	444	I													
CN02	204	EO01	445	I													
CO02	83	EOX01	445	I													
CP01	138	EOX41	446	I													
CQ01	138	EP01	441	I													
CQ13	233	EQ01	67	I													
CQ14	233	ER01	444	I													
CR01	139	ES01	443	I													
CS01	139	EU	403	I													
CT01	139	EXP	547	I													
CU01	179	<b>F</b>															
CV01	179	EXP20	546	I													
CW01	427	FH01	228	I													
CX	68	FH02	228	I													
CXM	69	FH04	229	I													
CY01	427	FI	68	I													
CZ01	231	FIM	69	I													
<b>D</b>																	
DA02	178	FJ01	303	I													
DA05	178	FK01	448	I													
DAF	176	FL01	449	I													
DAT02	177	FM01	449	I													
DB01	436	FN01	448	I													
DC02	154	FO01	448	I													
DD01	158	FP01	450	I													
DE02 - DE03	154	FQ01	436	I													
DF01	158	FR	199	I													
DGE00	175	FRT	541	I													
DGE01	174	FS01	83	I													
DGE02	170	FT01	302	I													
DGE03	172	FU01	319	I													
DGE03	172	FV01	180	I													
DGE12	171	FWI	321	I													
DGE22	171	FX01	153	I													
DH01 - DH03	182	FXL01	153	I													
DH04 - DH05	181	FZ01	180	I													
DI	183	<b>G</b>															
DJ01	424	GB	35	I													
DJ51	426	GC01	451	I													
DK01	369	GD01	451	I													
DKR08	369	GE01	451	I													
DL01	409	GF05	161	I													
DM01	252	GG	320	I													
DO01	398	GH01	433	I													
DP01	398	GL00	55	I													
<b>E</b>																	
DQ	260	GL01	56	I													
DR	260	GNB	538	I													
DS02	126	GNC	541	I													
DS03	127	GND	538	I													
DS08	126	GQ01	442	I													
DSE01	122	GRC	541	I													
DSE07	124	GS01	200	I													
DSE10	125	GS02	201	I													
DSE11	123	GSC01	200	I													
DU01	271	GT	428	I													
DV	71	GV01	428	I													
DVS	541	GX01	52	I													
DW01	183	GY01	452	I													
DX00	132	GZ01	62	I													
DX01	132	<b>H</b>															
DX02	136	H															
DX03	136	H															
DX04	135	H															
DX05	135	H															
DX06	137	H															
DX07	134	H															
DX08	134	H															



Code	Page	Code	Page	Code	Page	Code	Page	Code	Page
LD	315	NK	58	RPN	540	<b>U</b>		XG	392
LF01	57	NM	58	RQ51	423	UB - UBL	254	XH	393
LH01	226	NN	335	RV00	364	UBS	255	XK	394
LH03	227	NO	61	RWA	90	UF	156	XP	304
LI03	321	NP	58	RZ	68	UI	59	XQ	395
LJ01	429	NQ	59	<b>S</b>		UK10	402	XR	395
LK01	224	NR	60	SB	59	UV	61	XS	395
LM01	157	NS	60	SD01	38	<b>V</b>		XU00	351
LN01	177	NT	60	SDC01	39	VJ11	272	XUL00	351
LQ	156	NU	61	SDF04	39	VLU	372	XWE01	168
LS	156	NW01	88	SE	245	VM	372	<b>Y</b>	
LT	419	NW21	87	SFB	537	VN11	272	YF02	366
LU	253	NW31	86	SFF	536	VPP - VPPS	376	YG01	367
LV	156	NW51	89	SFL	536	VQ	376	YH01	366
LW01	157	<b>P</b>		SG01	161	VR	374	YI07	366
LX	230	PA21	434	SO01	162	VRF	375	YI10	367
LY	253	PA71	435	SPS01	143	VRU	374	YL01	367
LZ01	128	PAN	540	SR51	423	VS11 - VS13	188	YO07	366
LZ25	159	PC01	97	SWE01	169	VS12	189	YQ10	367
LZ51	129	PD01	426	<b>T</b>		VS21	192	YS01	368
LZ53	233	PE01	426	TA2	329	VS31 - VS33	190	YT01	215
LZ54	233	PF51	89	TA6	329	VS32	191	YT01	368
<b>M</b>		PH01	97	TB2	332	VS41 - VS43	196	YTR01	368
MAC	184	PLC01	43	TBR	332	VS71	193	YU01	368
MF	246	PM01	180	TC01	425	VS81 - VS83	194	YX01	370
MG	246	PNT	540	TD02	328	VS82	195	YXR	370
MH	246	PRA	359	TD21	328	VS91 - VS93	196	YZ01 - YZ51	202
MJ	246	PT01	43	TE02	331	VU	373	YZ31 - YZ52	203
MK2	338	PX01	317	TF	292	VX - VXV	377	YZ54	268
MN	334	<b>Q</b>		TG2	338	VZ00 - VZ01	237	YZ60 - YZ61	269
MO	334	QBD31	333	TJ	296	VZ02	238	YZ62 - YZ65	269
MP	334	QBS31	333	TK	284	VZ03 - VZ04	240	YZB61	268
MQ	334	QJ01	425	TL	309	VZ05 - VZ07	241	<b>Z</b>	
MR01	160	QK05	161	TM	306	VZ30	237	ZA01	423
MS	335	QT01	424	TN02	330	VZB02	238	ZJE01	144
MT	335	<b>R</b>		TN21	330	VZX	239	ZJE31	145
MU02	336	RA	352	TOT	548	VZXC	544	ZJE71	146
MV02	336	RA00	348	TP2	341	<b>W</b>		ZJE81	147
MW02	336	RA05	360	TQ2	341	WE	72	ZK	379
MZ02	337	RA05	360	TR2	339	WL01	378	ZM03	117
<b>N</b>		RB	350	TRM	539	WM01	378	ZM03	153
NA02	337	RC00	362	TRMU	539	WS01	258	ZO	380
NC2	337	RD00	361	TT02	280	WT	234	ZU	379
NE2	336	RG01	449	TT50	281	WU02	211	ZV	380
NF	68	RH01	222	TTR01	282	WV01	258	ZW	380
NFM	69	RJ00	363	TTR50	282	<b>X</b>		ZZE01	256
NH08	342	RK01	218	TU01	340	XA31	214	ZZE21	27
NI	418	RL01	416	TV2	339	XB01	214	ZZER01	257
NJ01	434	RN01	317	TX01	46	XD	390		
NJ21	434	RN71	318	TZ	265	XE	391		
NJ71	435	RO	365						

## inBlister®

Code	Code	Code	Code
BLSAB	466	BLSMF	483
BLSAD	468	BLSMG	483
BLSAG	467	BLSMH	483
BLSAH	467	BLSMJ	483
BLSAK01	471	BLSMN	495
BLSAL	471	BLSMS	495
BLSAO	509	BLSMU	495
BLSAP	509	BLSMW	496
BLSAR01	517	BLSMZ	496
BLSAS	508	BLSNA	496
BLSAU	509	BLSNC	496
BLSAX	482	BLSNF	468
BLSAY	484	BLSNI01	512
BLSBA01	493	BLSNID01	513
BLSBE02	474	BLSNJ21	521
BLSBH	510	BLSNN	495
BLSBIT	523	BLSPA21	521
BLSBJ	488	BLSPD01	518
BLSBO	520	BLSPRA	503
BLSBP	488	BLSRA	499
BLSBV	485	BLSRA00	497
BLSBG	514	BLSRA05	504
BLSCH	476	BLSRB	498
BLSCI	488	BLSRC00	505
BLSCK	475	BLSRD	505
BLSCKM	468	BLSRL	511
BLSCKQ01	469	BLSRQ51	511
BLSCW01	519	BLSSD	466
BLSCX	468	BLSSZ51	521
BLSCY01	518	BLSTJ02	492
BLSDAT02	471	BLSTK	491
BLSDI01	522	BLSTT02	489
BLSDJ01	517	BLSVS	473
BLSDJ51	519	BLSVZ	481
BLSDP	510	BLSWF51	516
BLSDR	486	BLSWFD51	516
BLSDU	488	BLSWI51	515
BLSDX	470	BLSWID51	515
BLSDXE01	470	BLSWS	485
BLSDY	485	BLSXD	508
BLSEA	494	BLSXE	508
BLSFI	468	BLSXP	493
BLSFJ01	490	BLSYV01	472
BLSFT01	489	BLSYW01	472
BLSFU	494	BLSYZ01	474
BLSFV	472	BLSYZ61	487
BLSGG	494	BLSZJE01	470
BLSGS01	474	BLSZO	522
BLSHB51	519	BLSZX01	472
BLSHC01	517	JK	506
BLSHE	487	JM	506
BLSHF	487	JR	507
BLSHP	486	Kit inBlister	524
BLSLA	483		
BLSLC	487		
BLSLH01	479		
BLSLH51	480		
BLSLJ01	518		
BLSLK01	477		
BLSLK51	478		
BLSLZ	469		

**1. Orders**

1.1 The order is understood to be accepted only by virtue of the seller's written confirmation. Up until that moment, offers and quotations formulated by the seller or by its agents, representatives or helpers are not binding for the seller.

1.2 Any general conditions of the buyer will not be applicable, partially or otherwise, if not expressly accepted in writing by the seller.

**2. Prices and Payments**

2.1 The price of the products is always understood including of packaging, but to be net of transport costs. If Insurance is requested, it would be charged separately.

2.2 The price of the products, and also any other amount due to the seller for any reason, is understood to be net at the domicile of the seller.

2.3 In the event of breach of the terms and conditions of payment, or financial difficulties of the buyer that have occurred after the signature of the contract, the seller is exonerated from any delivery obligation, even relating to products other than those to which said in observance refers. In such cases, the buyer forfeits the benefit of the term and consequently the seller has the faculty to demand immediate payment of the whole amount due, without prejudice to its right to withdraw from the contract, holding back the amounts paid by the buyer up to that point by way of partial advance settlement of the damages and with due reserve to additional damages.

2.4 The buyer may not enforce any non-fulfilments of the seller, nor enforce the guarantees indicated in Article 3 below, if it is not up-to-date with the payments; any non-fulfilments of the seller will not permit the buyer to suspend or delay payments.

2.5 Delays in payments with respect to the dates established will involve the automatic charging of interest, without the need for any request, at the official discount rate in force in the country of the seller, as well as the exclusion of the guarantee pursuant to Article 3 until settlement of the payments outstanding.

2.6 All banking charges except those of the Italian bank, must be on the buyer's account.

**3. Commodity Inspection, Warranty**

3.1 The seller is not responsible for the compliancy defects of the products and faults caused by the failure to observe the instructions anticipated in the instruction manual or in the technical data sheet (if available in our small box or into our official catalogue; otherwise it can be requested to our Technical Dept.). Neither will the seller be responsible for compliancy defects or faults which depend on erroneous use of the products by the buyer or if the latter has made changes or repairs without the prior written consent of the seller or, in any event, for those defects due to causes which arise after the transfer of the risk has taken place.

The buyer, on penalty of forfeiture, must report the compliancy defect or the fault of the products to the seller, specifying in detail and in writing their nature, within 8 days of receiving of goods.

3.2 The seller, after having ascertained the existence of the defect, must carry out the replacements with shipment.

3.3 Any compensation for any damages to the buyer may not, in any event, exceed the portion of value of the faulty part.

**4. Delivery**

4.1 The products shall be delivered Incoterms® 2010 – ExWorks Seller, according to the delivery schedule provided in the purchase orders.

4.2 The delivery terms are understood to be approximate in favour of the seller and in any event involving an adequate margin of tolerance.

4.3 In the event of split deliveries, in no event may the delay or failure to carry out one or more deliveries lead to the right of the buyer to terminate the contract in relation to the deliveries already made or future ones.

4.4 The delivery date will be extended for a period equal to that of the duration of the impediment, on occurrence of causes not dependent on the will of the seller and the buyer, such as strikes of any kind, fires, floods, power cuts, lack or scarcity of raw materials, malfunctions and accidents at the production plants of the seller, delays in granting authorizations of the authorities and other impediments independent from the will of the parties which temporarily render the delivery impossible or excessively onerous.

**5. Transfer risks**

5.1 Whatever the transport and return/shipment methods specified in the particular conditions of the contract are, the products travel at the risk of the buyer, even in the event of return carriage paid (CPT), or any other equivalent or similar clause, relevant for the sole purpose of disciplining the breakdown of the transport costs. The products are not insured by the seller unless written request is made by the buyer who, in that event, undertakes the related expense involved.

**6. Ownership**

6.1 Ownership of the products is transferred at the time of delivery to the buyer, if at that time the price has been paid in full.

6.2 In the event of sales paid by instalment, the buyer acquires ownership of the products delivered on payment of the last instalment of the price, but undertakes the risks from the time of delivery. In this case, the buyer remains the depositary of the products and the materials belonging to the seller until the moment the purchase price is paid in full.

**7. Legal venue**

7.1 The Local Court (Italy) in Naples, according to the Italian Law.

maniera responsabile

w w w . t e c f i . i t

The General Catalogue n°6 exp - 2019 is a Tecfi S.p.A. Promotion Dept. Project





[www.tecfi.it](http://www.tecfi.it)

**Registered office**

Via A. D'Isernia, 59 - 80122 - Napoli - Italy

**Head office, plant 1 and 2**

S.S. Appia km.193,00 - 81050 - Pastorano (CE) - Italy  
tel. (+39).0823.88.33.38 - fax (+39).0823.88.32.60

**Plant 3**

Via Prolungamento Torre Lupara  
Località Fontaniello - 81050 Pastorano (CE) - Italy



Member of CISQ Federation

