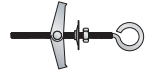
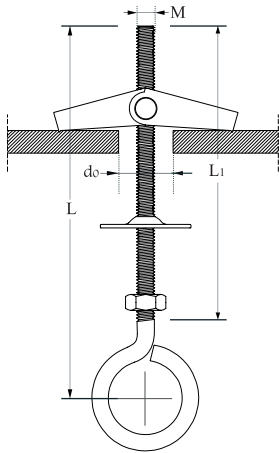


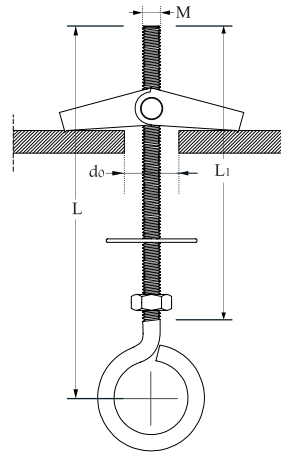
BJ 07 - BJ 27 - BJ 47 Ancora a scatto, in acciaio zincato, con occhiolo chiuso, dado e rondella



SCHEDA TECNICA



BJ 07 - BJ 27




BJ 47

d₀	diametro foro
L	lunghezza vite
M	diametro vite
L₁	lunghezza filettatura vite
N_k	Carico caratteristico a estrazione

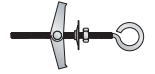
DATI TECNICI PER APPLICAZIONI SU LATERIZIO

Codice Articolo	Misura Vite M x L (mm)	d ₀ (mm)
con occhiolo chiuso, dado e rondella		
BJ 27 04 070	M4 x 70	12
BJ 07 04 070	M4 x 70	14
BJ 07 05 070	M5 x 70	14
BJ 47 06 075	M6 x 75	18

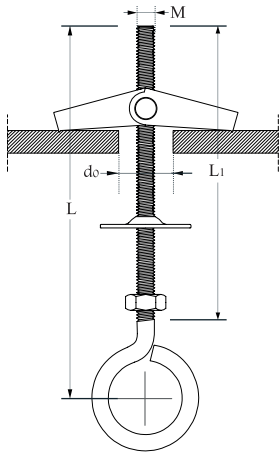
LATERIZIO	M (mm)	L (mm)	d ₀ (mm)	N _k (kN)
	4	70	12	0,60
	4	70	14	0,60
	5	70	14	0,76
	6	75	18	1,23

BJ 07 - BJ 27 - BJ 47

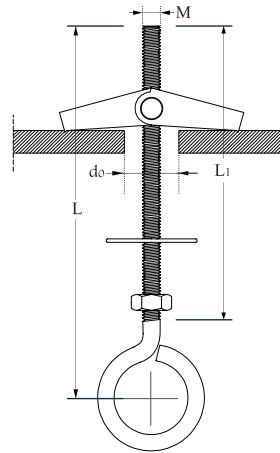
Steel toggle anchor with spring, nut and washer, zinc plated, with eye screw



TECHNICAL DATA SHEET



BJ 07 - BJ 27



BJ 47

d₀	drill hole diameter
L	screw length
M	screw diameter
L₁	Thread length
N_k	Characteristic resistance to tension load

TECHNICAL DATA FOR USE ON BRICK

Item Code	Screw size <i>M x L (mm)</i>	d ₀ (mm)
with eye screw, nut and washer		
BJ 27 04 070	M4 x 70	12
BJ 07 04 070	M4 x 70	14
BJ 07 05 070	M5 x 70	14
BJ 47 06 075	M6 x 75	18

BRICK	M (mm)	L (mm)	d ₀ (mm)	N _k (kN)
	4	70	12	0,60
	4	70	14	0,60
	5	70	14	0,76
	6	75	18	1,23